

Fallshaw Deluxe Casters



Acorn Industrial Products Co

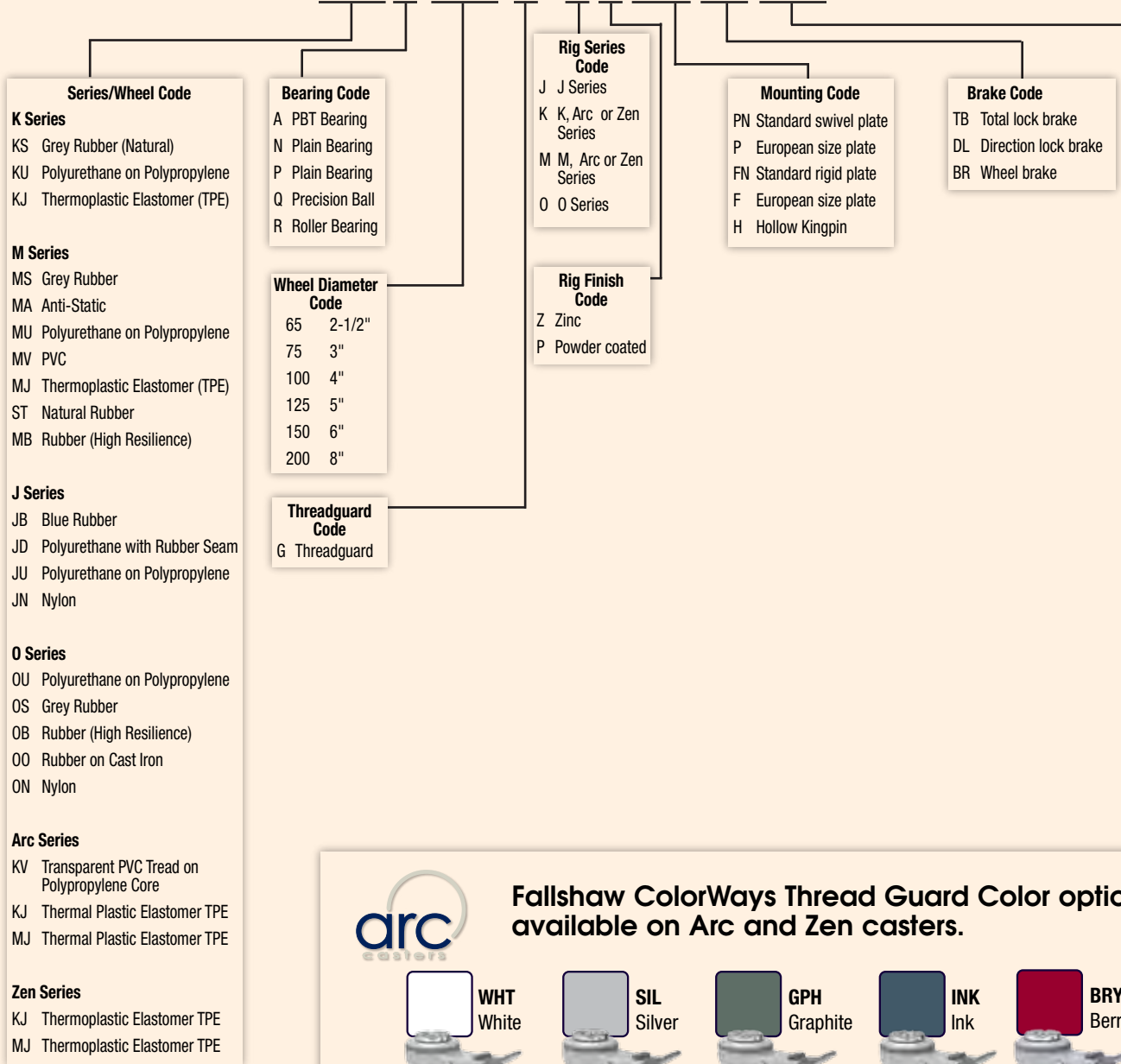
520 Hertzog Boulevard | King of Prussia, PA 19406

Phone 800-523-5474 | Fax 800-782-6780 | E-Mail acorn@acornindprod.com

Fallshaw Model Numbering System

MJQ125G/MPPNTBBRY

This example is a 5" ARC 220 swivel plate total brake rig with thermoplastic elastomer wheel and precision ball bearing with berry thread guard



arc casters

Fallshaw ColorWays Thread Guard Color options available on Arc and Zen casters.

	WHT White		SIL Silver		GPH Graphite		INK Ink		BRY Berry
	CPR Copper		RST Russet		ZBR Bronze		TIM Titanium		

zen casters

K

Series Casters

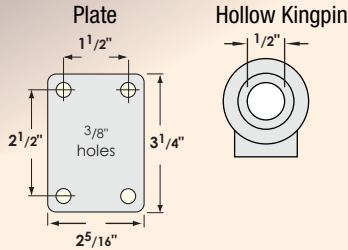


This is the ideal caster for light duty applications. Specifically for indoor functions where a high quality ride, attractive appearance and effective breaking system is required.

TYPICAL APPLICATIONS

- Hospitality
- Food services
- Pharmaceuticals
- Dollies
- Light furniture
- Store displays

MOUNTING OPTIONS



FEATURES

- 5 year warranty on rig
- 3 year warranty on wheel
- CoreCoat™ lacquer for superior corrosion protection
- Excellent design and performance

RIG OPTIONS

Swivel Plate
KZP

Swivel Plate
Total Brake
KZPTB

Rigid Plate
KZF

Swivel Hollow
Kingpin
KZH

Swivel Hollow
Kingpin Total
Brake **KZHTB**



BEARING OPTIONS



K SERIES • CAPACITY TO 120

Wheel Diameter (Inches)	Tread Width (Inches)	Capacity (Lbs) (Based on manual operation)	Overall Height (Inches)	Swivel Lead (Inches)	Bearing Type	Wheel Number
-----------------------------------	--------------------------------	--	-----------------------------------	--------------------------------	---------------------	---------------------

Grey Rubber (Natural)



2.5	7/8	100	3 3/4	2 1/2	P	KSP65/
3	7/8	100	4 1/8	2 3/4	P	KSP75*/
4	7/8	110	5 3/16	3 1/4	P	KSP100*/
4	7/8	110	5 3/16	3 1/4	Q	KSQ100G/

*Thread Guards optional: add "G" before the slash to the wheel code (Example: KSP75G/KZP).

KS

Polyurethane on Polypropylene



3	7/8	120	4 1/8	2 3/4	A	KUA75/
3	7/8	120	4 1/8	2 3/4	Q	KUQ75/
4	7/8	120	5 3/16	3 1/4	A	KUA100/
4	7/8	120	5 3/16	3 1/4	Q	KUQ100/

KU

Thermoplastic Elastomer (TPE)



2.5	7/8	110	3 3/4	2 1/2	A	KJA65G/
2.5	7/8	110	3 3/4	2 1/2	Q	KJQ65G/
3	7/8	110	4 1/8	2 3/4	A	KJA75G/
3	7/8	110	4 1/8	2 3/4	Q	KJQ75G/
4	7/8	110	5 3/16	3 1/4	A	KJA100G/
4	7/8	110	5 3/16	3 1/4	Q	KJQ100G/

KJ

Rig Numbers



KZP	KZPTB	KZF	KZH	KZHTB
------------	--------------	------------	------------	--------------

KZP	KZPTB	KZF	KZH	KZHTB
------------	--------------	------------	------------	--------------

KZP	KZPTB	KZF	KZH	KZHTB
------------	--------------	------------	------------	--------------

Swivel lead dimension refers to KZP/KZH rigs.
Brake rig swivel lead is 3 1/2".



Caster Number: KUQ75/KZPTB
This 3" swivel hollow kingpin total brake rig with grey rubber wheel features a precision ball bearing.

M

Series Casters



FEATURES

- 5 year warranty on rig
- 3 year warranty on wheel
- CoreCoat™ lacquer for superior corrosion protection
- Excellent design and performance

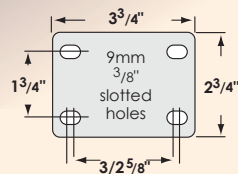
This is the ideal caster for hard working applications. The M caster is the everyday reliable caster that you can depend upon. The quality components ensure functionality which is enhanced by its eye-catching form.

TYPICAL APPLICATIONS

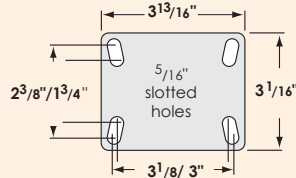
- Hospital beds
- Hospitality
- Food services
- Pharmaceuticals
- Dollies
- Light furniture
- Store displays
- Stock carts
- Institutional

MOUNTING OPTIONS

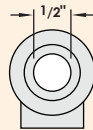
North American Plate



Standard ISO Plate



Hollow Kingpin



To order delete **N** after rig code:
Example: MSA100G/MZPNTB changes to MSA100G/MZPTB

RIG OPTIONS

Swivel Plate
MZPN

Rigid Plate
MZFN

Swivel Plate Total Brake (Red) **MZPNTB**

Swivel Plate Direction Brake (Green) **MZPNDL**

Swivel Hollow Kingpin **MZH**

Swivel Hollow Kingpin Total Brake (Red) **MZHPTB**

Swivel Hollow Kingpin Direction Brake (Green) **MZHDL**

If swivel lead is too large for your application, a shorter pedal is available - ask the factory

BEARING DESCRIPTIONS



	Wheel Diameter (Inches)	Tread Width (Inches)	Capacity (Lbs) (Based on normal operation)	Overall Height (Inches)	Swivel Lead (Inches)	Bearing Type	Wheel Number
--	-------------------------	----------------------	---	-------------------------	----------------------	--------------	--------------

Grey Rubber	4	1 5/16	285	5 5/16	3 9/16	A	MSA100G/ MSQ100G/ MSA125G/ MSQ125G/
	4	1 5/16	300	5 5/16	3 9/16	Q	
	5	1 5/16	300	6 3/8	4	A	
	5	1 5/16	330	6 3/8	4	Q	

PVC	3	1 1/4	155	4 3/16	2 7/8	Q	MVQ75G/ MVQ100G/ MVQ125G/
	4 <td>1 1/4 <td>165 <td>5 5/16 <td>3 9/16</td> <td>Q <td></td> </td></td></td></td>	1 1/4 <td>165 <td>5 5/16 <td>3 9/16</td> <td>Q <td></td> </td></td></td>	165 <td>5 5/16 <td>3 9/16</td> <td>Q <td></td> </td></td>	5 5/16 <td>3 9/16</td> <td>Q <td></td> </td>	3 9/16	Q <td></td>	
	5 <td>1 1/4 <td>175 <td>6 3/8</td> <td>4</td> <td>Q <td></td> </td></td></td>	1 1/4 <td>175 <td>6 3/8</td> <td>4</td> <td>Q <td></td> </td></td>	175 <td>6 3/8</td> <td>4</td> <td>Q <td></td> </td>	6 3/8	4	Q <td></td>	

Rig Numbers	Swivel Plate Total Brake	Swivel Plate Direction Brake	Rigid Plate	Hollow Kingpin	Hollow Kingpin Total Brake	Hollow Kingpin Direction Brake
-------------	--------------------------	------------------------------	-------------	----------------	----------------------------	--------------------------------

MZPN	MZPNTB	MZPNDL	MZFN	MZH	MZHPTB	MZHDL
------	--------	--------	------	-----	--------	-------

MZPN	MZPNTB	MZPNDL	MZFN	MZH	MZHPTB	MZHDL
------	--------	--------	------	-----	--------	-------



Caster Number: MSQ100G/MZPNTB
This 4" swivel plate total brake rig with grey rubber wheel features precision ball bearings.

Swivel lead dimension refers to MZPN/MZH rigs. Brake rig swivel lead is 4 5/8" for 3" diam. wheels and 5" for 4" & 5" diam. wheels.

Continued next page

M

Series Casters



FEATURES

- 5 year warranty on rig
- 3 year warranty on wheel
- CoreCoat™ lacquer for superior corrosion protection
- Excellent design and performance

M SERIES • CAPACITY TO 330

Continued from previous page

	Wheel Diameter (Inches)	Tread Width (Inches)	Capacity (Lbs) (Rated for normal operation)	Overall Height (Inches)	Swivel Lead (Inches)	Bearing Type	Wheel Number	Rig Numbers					
								Swivel Plate Swivel Plate Total Brake	Swivel Plate Direction Brake	Rigid Plate	Hollow Kingpin	Hollow Kingpin Total Brake	Hollow Kingpin Direction Brake
Anti-Static  MA	4 5	1 1/4 1 1/4	175 200	5 5/16 6 3/8	3 9/16 4	Q Q	MAQ100G/ MAQ125G/	MZPN MZPNTB MZPNDL MZFN MZH MZHTB MZHDL					
Polyurethane on Polypropylene  MU	3 4 5	1 1/4 1 1/4 1 1/4	285 300 330	4 3/16 5 5/16 6 3/8	2 7/8 3 9/16 4	Q Q Q	MUQ75G/ MUQ100G/ MUQ125G/	MZPN MZPNTB MZPNDL MZFN MZH MZHTB MZHDL					
Thermoplastic Elastomer (TPE)  MJ	3 3 4 4 5 5	1 1/4 1 1/4 1 1/4 1 1/4 1 1/4 1 1/4	165 190 175 200 200 220	4 3/16 4 3/16 5 5/16 5 5/16 6 3/8 6 3/8	2 7/8 2 7/8 3 9/16 3 9/16 4 4	A Q A Q A Q	MJA75G/ MJQ75G/ MJA100G/ MJQ100G/ MJA125G/ MJQ125G/	MZPN MZPNTB MZPNDL MZFN MZH MZHTB MZHDL					
Natural Rubber  ST	3 4 5	1 1/4 1 1/4 1 1/4	190 200 220	4 3/16 5 5/16 6 3/8	2 7/8 3 9/16 4	Q Q Q	STQ75G/ STQ100G/ STQ125G/	MZPN MZPNTB MZPNDL MZFN MZH MZHTB MZHDL					
Rubber Hi Resilience  MB	4 5	1 1/4 1 1/4	300 330	5 5/16 6 3/8	3 9/16 4	Q Q	MBQ100G/ MBQ125G/	MZPN MZPNTB MZPNDL MZFN MZH MZHTB MZHDL					



Caster Number: MUQ100G/MZH
This 4" hollow Kingpin rig with polyurethane on polypropylene wheel features precision ball bearings

Swivel lead dimension refers to MZPN/MZH rigs. Brake rig swivel lead is 4 5/8" for 3" diam. wheels and 5" for 4" & 5" diam. wheels.

Series Casters



This caster is perfect when a robust caster is required. Although it can bear a greater load it has been designed with style in mind and therefore its polished appearance is an added benefit.

TYPICAL APPLICATIONS

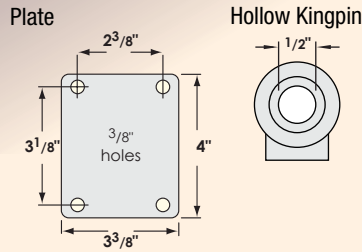
- Hospitality
- Food services
- Dollies
- Store displays
- Stock carts
- Hotel luggage carts
- Heavy duty trolleys




FEATURES

- 5 year warranty on rig
- 3 year warranty on wheel
- CoreCoat™ lacquer for superior corrosion protection
- Excellent design and performance


MOUNTING OPTIONS



RIG OPTIONS



BEARING DESCRIPTIONS



	Wheel Diameter (Inches)	Tread Width (Inches)	Capacity (Lbs) (Based on normal operation)	Overall Height (Inches)	Swivel Lead (Inches)	Bearing Type	Wheel Number
Blue Rubber	4	1 1/4	330	5 1/16	3 1/2	A	JBA100/
	4	1 1/4	330	5 1/16	3 1/2	R	JBR100/
	5	1 3/8	395	6 1/8	4 3/8	A	JBA125/
	5	1 3/8	395	6 1/8	4 3/8	R	JBR125/

Thread Guards optional: add "G" before the slash to the wheel code (Example: JBA100G/JZP).



Caster Number: JDR100G/JZH
This 4" swivel hollow Kingpin caster includes Polyurethane with Rubber Seam wheel featuring roller bearings.

Rig Numbers	Swivel Plate Total Brake	Rigid Plate	Hollow Kingpin	Hollow Kingpin Total Brake
Swivel Plate				

JZP	JZPTB	JZF	JZH	JZHTB
------------	--------------	------------	------------	--------------

Thread guard option requires additional lead time, Consult Factory.
Swivel lead dimension refers to JZP/JZH rigs.
Brake rig swivel lead is 4 13/16".

J Series Casters





















FEATURES

- 5 year warranty on rig
- 3 year warranty on wheel
- CoreCoat™ lacquer for superior corrosion protection
- Excellent design and performance



Continued from previous page

	Wheel Diameter (Inches)	Tread Width (Inches)	Capacity (Lbs) (Based on normal operation)	Overall Height (Inches)	Swivel Lead (Inches)	Bearing Type	Wheel Number	Rig Numbers	Swivel Plate Total Brake	Rigid Plate	Hollow Kingpin	Hollow Kingpin Total Brake
Polyurethane With Rubber Seam												
 JD	4	13/8	485	5 1/16	3 1/2	R	JDR100G/					
	5	17/16	550	6 1/8	4 3/8	R	JDR125G/					
Polyurethane on Polypropylene												
 JU	4	1 1/4	615	5 1/16	3 1/2	A	JUA100/					
	4	1 1/4	615	5 1/16	3 1/2	R	JUR100/					
	5	1 1/2	660	6 1/8	4 3/8	A	JUA125/					
	5	1 1/2	660	6 1/8	4 3/8	R	JUR125/					
Thread Guards optional: add "G" before the slash to the wheel code (Example: JUA100G/JZP).												
Nylon												
 JN	4	1 1/4	615	5 1/16	3 1/2	N	JNN100/					
	4	1 1/4	615	5 1/16	3 1/2	R	JNR100/					
	5	1 3/8	660	6 1/8	4 3/8	N	JNN125/					
	5	1 3/8	660	6 1/8	4 3/8	R	JNR125/					
Thread Guards optional: add "G" before the slash to the wheel code (Example: JNN100G/JZP).												



Caster Number: JDR100G/JZH
This 4" swivel hollow Kingpin caster includes Polyurethane with Rubber Seam wheel featuring roller bearings.

Thread guard option requires additional lead time, Consult Factory.
Swivel lead dimension refers to JZP/JZH rigs.
Brake rig swivel lead is 4 13/16".

O

Series Casters



FEATURES

- 5 year warranty on rig
- 3 year warranty on wheel
- CoreCoat™ lacquer for superior corrosion protection
- Excellent design and performance

RIG OPTIONS

Swivel Plate
OZPN



Rigid Plate
OZFN



Swivel Plate
Total Brake
OZPNTB



BEARING DESCRIPTIONS



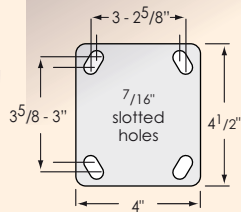
A robust stamped metal caster. Ideal when moving a heavy load is imperative.

TYPICAL APPLICATIONS

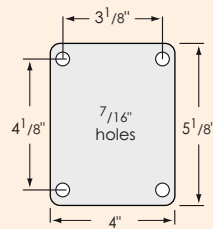
- Hospitality
- Food services
- Stock carts
- Factories
- Industrial

MOUNTING OPTIONS

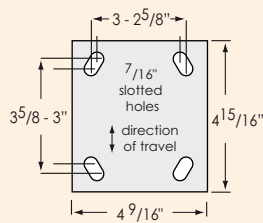
North American Swivel Plate



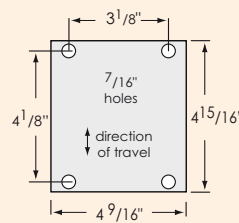
Standard ISO Swivel Plate



North American Rigid Plate



Standard ISO Rigid Plate



To order ISO plates delete **N** after rig code: Example: OUR100/OZPN. changes to OUR100/OZP.

								Rig Numbers		
Wheel Diameter (Inches)	Tread Width (Inches)	Capacity (Lbs) (Based on manual operation)	Overall Height (Inches)	Swivel Lead (Inches)	Bearing Type	Wheel Number	Swivel Plate	Total Brake	Rigid Plate	
Polyurethane on Polypropylene										
4	2	660	57/16	3 3/4	R	OUR100/ OUR125/ OUR150/ OUR200/				
5	2	725	65/16	4 1/4	R		OZPN	OZPNTB	OZFN	
6	2	790	77/16	4 3/4	R					
8	2	880	9 1/2	6	R					



Caster Number: OUR100/OZPNTB
This 4" swivel plate total brake rig has a Polyurethane on Polypropylene wheel with roller bearings.

Swivel lead dimension refers to OZPN rigs. Brake rig swivel lead is 5 5/8".

O





Series Casters



FEATURES

- 5 year warranty on rig
- 3 year warranty on wheel
- CoreCoat™ lacquer for superior corrosion protection
- Excellent design and performance

Continued from previous page

	Wheel Diameter (Inches)	Tread Width (Inches)	Capacity (Lbs) (Rate for manual operation)	Overall Height (Inches)	Swivel Lead (Inches)	Bearing Type	Wheel Number	Rig Numbers
								Swivel Plate Total Brake Rigid Plate
Grey Rubber								
	4	2	660	57/16	33/4	Q	OSQ100/	OZPN OZPNTB OZFN
	5	2	725	65/16	41/4	Q	OSQ125/	
	6	2	790	77/16	43/4	Q	OSQ150/	
	8	2	880	91/2	6	Q	OSQ200/	
OS								
Rubber High Resilience								
	4	2	660	57/16	33/4	Q	OBQ100/	OZPN OZPNTB OZFN
	5	2	725	65/16	41/4	Q	OBQ125/	
	6	2	790	77/16	43/4	Q	OBQ150/	
	8	2	880	91/2	6	Q	OBQ200/	
OB								
Rubber on Cast Iron								
	4	111/16	265	57/16	33/4	R	OOR100/	OZPN OZPNTB OZFN
	5	111/16	395	65/16	41/4	R	OOR125/	
	6	111/16	460	77/16	43/4	R	OOR150/	
	8	111/16	550	91/2	6	R	OOR200/	
OO								
Nylon								
	4	19/16	770	57/16	33/4	A	ONA100/	OZPN OZPNTB OZFN
	4	19/16	770	57/16	33/4	R	ONR100/	
	5	19/16	835	65/16	41/4	A	ONA125/	
	5	19/16	835	65/16	41/4	R	ONR125/	
	6	19/16	880	77/16	43/4	A	ONA150/	
	6	19/16	880	77/16	43/4	R	ONR150/	
	8	19/16	880	91/2	6	A	ONA200/	
	8	19/16	880	91/2	6	R	ONR200/	
ON								

Swivel lead dimension refers to OZPN rigs.
Brake rig swivel lead is 55/8".



Caster Number: OBQ100/OZPN
This 4" swivel plate rig with rubber high resilience wheel features precision ball bearings.

ARC Deluxe Light Duty



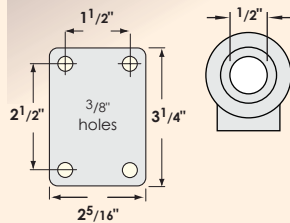
The five standard ColorWay options available in the ARC K Series range make it easy to find a caster that suits your design. The ARC K Series capacity range is ideal for light to medium application.

TYPICAL APPLICATIONS

- Hospitality
- Shop displays
- Office equipment
- Furniture

MOUNTING OPTIONS

Swivel Plate Hollow Kingpin



FEATURES

- 5 year warranty on rig
- 3 year warranty on wheel
- ColorWays to match furniture, display or equipment
- Powder coated rig
- Chicago screw axle, domed both sides
- Excellent design and performance

RIG / BRAKE OPTIONS

Swivel Plate
KPP



Swivel Plate
Total Brake
KPPTB



Swivel Hollow
Kingpin
KPH



Swivel Hollow
Kingpin
Total Brake
KPHTB



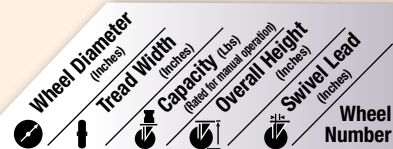
BEARING DESCRIPTIONS



Plain Bearing (P)



Precision Ball (Q)



Transparent PVC Tread Polypropylene Core (Plain Bearing)

	3	7/8	110	4 1/8	2 3/4	KVP75/
	4	7/8	110	5 3/16	3 1/4	

KV

Thermal Plastic Elastomer TPE (Precision Ball Bearing)

	2 1/2	7/8	110	3 3/4	2 1/2	KJQ65G/ KJQ75G/ KJQ100G/
	3	7/8	110	4 1/8	2 3/4	
	4	7/8	110	5 3/16	3 1/4	

KJ

Rig Numbers				Color Way Code	ColorWay Description
Swivel Plate	Swivel Plate Total Brake	Hollow Kingpin	Hollow Kingpin Total Brake		
				GRY	Transparent Grey


KPP	KPPTB	KPH	KPHTB	GRY	Transparent Grey
------------	--------------	------------	--------------	------------	------------------

KPP	KPPTB	KPH	KPHTB	WHT	White Thread Guard
				SIL	Silver Thread Guard
				GPH	Graphite Thread Guard
				INK	Ink Thread Guard
				BRY	Berry Thread Guard

Swivel lead dimension refers to KPP/KPH rigs. Brake rig swivel lead is 3 1/2".



Caster Number: KVP75/KPHTBGRY
This 3" swivel plate total brake rig features a transparent grey wheel and plain bearing.



ARC Deluxe Medium Duty



FEATURES

- 5 year warranty on rig
- 3 year warranty on wheel
- ColorWays to match furniture, display or equipment
- Powder coated rig
- Chicago screw axle, domed both sides
- Excellent design and performance

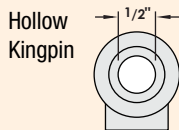
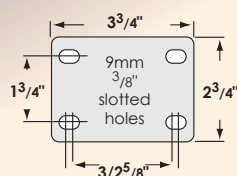
The ARC M Series is the hard working caster with a flair of style. It is also available in five standard colors and a powder coated finish, but is more suited to everyday applications.

TYPICAL APPLICATIONS

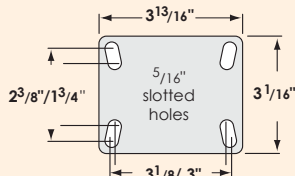
- Hospital beds
- Hospitality
- Food services
- Pharmaceuticals
- Dollies
- Light furniture
- Store displays
- Stock carts
- Institutional

MOUNTING OPTIONS

North American Plate



Standard ISO Plate



To order delete **N** after rig code:
Example: MJQ100G/MPPNGPH changes to MJQ100G/MPPGPH

RIG / BRAKE OPTIONS

Swivel Plate
MPPN



Swivel Plate
Total Brake
MPPNTB



Swivel Hollow
Kingpin
MPH



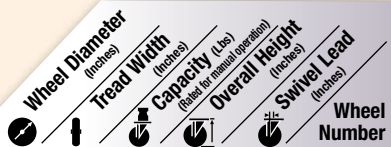
Swivel Hollow
Kingpin
Total Brake
MPHTB



BEARING DESCRIPTION



ARC CASTERS • CAPACITY TO 220



Thermoplastic Elastomer TPE (Precision Ball Bearing)

Wheel Diameter (Inches)	Tread Width (Inches)	Capacity (Lbs) (Based on minimal operation)	Overall Height (Inches)	Swivel Lead (Inches)	Wheel Number
3	1 1/4	190	4 3/16	2 7/8	MJQ75G/ MJQ100G/ MJQ125G/
4	1 1/4	200	5 5/16	3 9/16	
5	1 1/4	220	6 3/8	4	

MJ Note: MJQ wheels were formerly QXQ wheels

Rig Numbers	Swivel Plate Total Brake	Hollow Kingpin	Hollow Kingpin Total Brake	Color Way Code	ColorWay Description
Swivel Plate					

MPPN	MPPNTB	MPH	MPHTB	WHT	White Thread Guard
				SIL	Silver Thread Guard
				GPH	Graphite Thread Guard
				INK	Ink Thread Guard
				BRY	Berry Thread Guard

Swivel lead dimension refers to MPPN/MPH rigs.
Brake rig swivel lead is 4 5/8".



Caster Number: MJQ125G/MPHNTBBRY
This 5" hollow Kingpin total brake rig with thermoplastic elastomer wheel and berry color thread guard features a precision ball bearing.



ZEN

Deluxe Light Duty

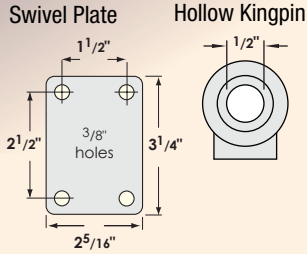


The Zen K Series is available in four earth tones that set the tone for any modern living space. It is ideal for light to medium applications. When style is important Zen K Series is for you.

TYPICAL APPLICATIONS

- Hospitality
- Store displays
- Furniture

MOUNTING OPTIONS



FEATURES

- 5 year warranty on rig
- 3 year warranty on wheel
- ColorWays to match furniture, display or equipment
- Powder coated rig
- Chicago screw axle, domed both sides
- Excellent design and performance

RIG OPTIONS

Swivel Plate
Total Brake
KPP



Swivel Plate
Total Brake
KPPTB



Hollow Kingpin
KPH



Hollow Kingpin
Total Brake
KPHTB



BEARING DESCRIPTION



Wheel Diameter (Inches)	Tread Width (Inches)	Capacity (Lbs) (Based on manual operation)	Overall Height (Inches)	Swivel Lead (Inches)	Wheel Number
2 1/2	7/8	110	3 3/4	2 1/2	KJQ65G/
3	7/8	110	4 1/8	2 3/4	KJQ75G/
4	7/8	110	5 3/16	3 1/4	KJQ100G/



KJ

Rig Numbers	Swivel Plate Total Brake	Hollow Kingpin	Hollow Kingpin Total Brake	Color Way Code	ColorWay Description
Swivel Plate					
KPP	KPPTB	KPH	KPHTB	CPR RST ZBR TIM	Copper Thread Guard Russet Thread Guard Bronze Thread Guard Titanium Thread Guard

Swivel lead dimension refers to KPP/KPH rigs. Brake rig swivel lead is 3 1/2".



Caster Number: KJQ100G/KPHTBTIM
This 4" hollow Kingpin total brake rig with thermoplastic elastomer wheel and titanium color thread guard features a precision ball bearing.



ZEN

Deluxe Medium Duty



FEATURES

- 5 year warranty on rig
- 3 year warranty on wheel
- ColorWays to match furniture, display or equipment
- Powder coated rig
- Chicago screw axle, domed both sides
- Excellent design and performance

RIG OPTIONS

Swivel Plate
MPPN



Swivel Plate
Total Brake
MPPNTB



Swivel Hollow
Kingpin
MPH



Swivel Hollow
Kingpin
Total Brake
MPHTB



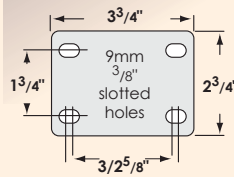
A dependable caster that is suitable for everyday applications, the Zen M Series offers a sophisticated finish to a hard working caster, as it is available in four earth tones, which is perfect for a contemporary atmosphere.

TYPICAL APPLICATIONS

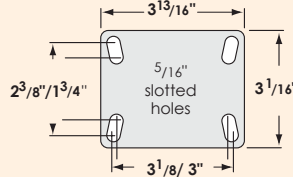
- Hospital beds
- Hospitality
- Food services
- Pharmaceuticals
- Dollies
- Store displays
- Stock carts
- Institutional

MOUNTING OPTIONS

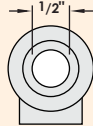
North American Plate



Standard ISO Plate



Hollow Kingpin



To order delete **N** after rig code:
Example: MJQ100G/MPPNRST
changes to MJQ100G/MPPRST

BEARING DESCRIPTION



Precision Ball (Q)

Wheel Diameter (Inches)	Tread Width (Inches)	Capacity (Lbs) (Rate for normal operation)	Overall Height (Inches)	Swivel Lead (Inches)	Wheel Number
3	1 1/4	190	4 3/16	2 7/8	MJQ75G/
4	1 1/4	200	5 5/16	3 9/16	MJQ100G/
5	1 1/4	220	6 3/8	4	MJQ125G/

Thermoplastic Elastomer TPE (Precision Ball Bearing)

MJ Note: MJQ wheels were formerly QXQ wheels

Rig Numbers	Swivel Plate Total Brake	Hollow Kingpin	Hollow Kingpin Total Brake	Color Way Code	ColorWay Description
Swivel Plate					
MPPN	MPPNTB	MPH	MPHTB	CPR RST ZBR TIM	Copper Thread Guard Russet Thread Guard Bronze Thread Guard Titanium Thread Guard

Swivel lead dimension refers to MPPN/MPH Rigs. Brake rig swivel lead is 4 5/8" for 3" diam. wheels and 5" for 4" & 5" diam. wheels.



Caster Number: MJQ100G/MTHTBTIM
This 4" hollow Kingpin total brake rig with thermoplastic elastomer wheel and titanium color thread guard features a precision ball bearing.



Copper

Russet

Bronze

Titanium

ZEN CASTERS • CAPACITY TO 220