



FEIN Power Tools 2006/2007

Acorn Industrial Products Co

520 Hertzog Boulevard

King of Prussia, PA 19406

Phone 800-523-5474

Fax 800-782-6780

E-Mail acorn@acornindprod.com

Web www.acornindprod.com





Welcome to FEIN

Our new power tool catalogue will bring you up-to-date on all FEIN tools. On the following pages you will find a broad range of customized tools for the most diverse applications in craft and industry – including a selection of interesting innovations that will make your work easier.

FEIN power tools are equipped with either universal motors or three-phase AC motors. Use with DC power available only upon inquiry.

FEIN power tools comply with the safety requirements in accordance with EN 50144, EN 61029 and HD 400 standards, along with the general requirements in accordance with EN 55014 and EN 61000-3-2/-3-3 standards.

Clearly structured program sections and clearly laid out tables makes it easy to find what you are looking for. You are provided with the facts and information that you need for each FEIN power tool.

The product descriptions refer to the basic models unless other models are specified. These are valid for the rated voltage of 110 Volt at a frequency of 60 Hz. Other voltages and frequencies available upon inquiry.

Subject to change.
Illustrations are non-binding.

1 88 10 020 21 0 CY 05.06
Printed in Germany

	Page
FEIN Power Tools	2-9
History	2-3
Innovation and Quality	4-5
Market Segments	6-7
Repair / Service Center / Warranty	8-9
Cordless	10-17
Cordless Drill/Drivers	14-15
Cordless Hammer Drill/Drivers	15-16
Cordless FEIN MULTIMASTER	16
Drilling	18-31
Hand Drills	22-24
Hammer Drill	24
Mag Drills	27-31
Metal Tools	32-63
Nibblers	38-42
Sheet Metal Shears	43-46
Angle Grinders	47-51
Die Grinders	52-54
Polisher System	55-60
Hacksaws	61-63
Fastening	64-76
Universal Screwdriver	68
Tek Screwdrivers	69
Drywall Screwdrivers	70
Deck Screwdriver	71
Tappers	74-76
Multi-Purpose Tools	78-98
FEIN MULTIMASTER	80-86
FEIN SUPERCUT CONSTRUCTION	87-93
FEIN SUPERCUT AUTOMOTIVE/Flat Glass	94-98
Dust-Free Cutting / Sanding	100-108
Dust-Free Cutting	102-103
Random Orbit Sanders	105-106
Rotary Sanders	106
Vacuums	110-115
Dust Extractors	110-115
Industry Tools	116-141
Assembly Screwdrivers	118-124
High Frequency Grinders	126-135
Pipe Milling Machines	136-141
Miscellaneous	142-145
Balancer	142-144
Tool Cases	145
Facts Worth Knowing	146-149
Conversion Chart	146
Drill & Tap Chart	147
Thickness Gauges	148
FEIN Addresses	149

Cordless



Cordless





The FEIN HANDYMASTERS are setting new standards in design and ergonomics. The machines are light and handy cordless drill/drivers. The vibration-absorbing soft grip and excellent balance ensures superb handling. The FEIN HANDYMASTERS are equipped with highly reliable motors providing sustained power for non-stop heavy

duty operation. Whether you want to carefully insert a screw or drill with plenty of power, the ten-stage clutch setting and the variable speed control allow you to select exactly the amount of performance that you need. If you value flexible working on site, then FEIN HANDYMASTERS are your choice. The optional NiMH

rechargeable battery without poisonous heavy metals is the ecological alternative to the classic NiCd battery.

■ Cordless Drill/Drivers	P. 14-15
■ Cordless Hammer Drill/Drivers	P. 15-16
■ Cordless FEIN MULTIMASTER	P. 16


■ FEIN Cordless Tools. The right tool for every application.

	Model	Page	Drilling in steel Ø in	Drilling in wood Ø in	Drilling in stone Ø in	Mechanical gears	Screws with thread
FEIN HANDYMASTER Drill/Drivers							
	ABS 9	14	3/8"	1 3/16"	-	-	3/16"
	ABS 12	14	1/2"	1 3/16"	-	-	5/16" 1st speed
	ABS 14	14	1/2"	1 1/4"	-	2	5/16" 1st speed
	ABS 18	15	1/2"	2"	-	2	3/8" 1st speed

FEIN HANDYMASTER Hammer Drill/Drivers

	ASB 14	15	1/2"	1 1/4"	1/2"	2	5/16" 1st speed
	ASB 18	16	1/2"	2"	5/8"	2	3/8" 1st speed

Cordless FEIN MULTIMASTER

	MSx 315	16					
---	---------	----	--	--	--	--	--



Self-tapping screws



Wood and dowel screws



Particle board and wood screws



Cold-forming tapping screws



Self-tapping screws



Corner clearance in

3/16"

1/8"-3/16"

1/8"-3/16"

1/8"-3/16"

3/16"

1 1/8"

1/8"-1/4"
1st speed

1/8"-1/4"
1st speed

1/8"-1/4"
1st speed

3/16"-1/4"
1st speed

3/16"-1/4"
1st speed

1 5/16"

1/8"-1/4"
1st speed

1/8"-5/16"
1st speed

1/8"-1/4"
1st speed

3/16"-1/4"
1st speed

3/16"-1/4"
1st speed

1 5/16"

1/8"-3/8"
1st speed

1/8"-3/8"
1st speed

1/8"-3/8"
1st speed

3/16"-5/16"
1st speed

3/16"-1/4"
1st speed

1 7/16"

1/8"-1/4"
1st speed

1/8"-5/16"
1st speed

1/8"-1/4"
1st speed

3/16"-1/4"
1st speed

3/16"-1/4"
1st speed

1 5/16"

1/8"-3/8"
1st speed

1/8"-3/8"
1st speed

1/8"-3/8"
1st speed

3/16"-5/16"
1st speed

3/16"-1/4"
1st speed

1 7/16"

FEIN HANDYMASTER Drill/Driver up to 3/8"



reddot design award
winner 2003



AT A GLANCE

Also available with NiMH batteries (2.0 Ah): ABS 9 (7 113 01 51)

- ▶ Well-balanced for optimum ease of use for working without fatigue
- ▶ Torque adjustable in ten stages (including drilling stage)
- ▶ Electronic speed control to ensure smooth and safe drilling and screwdriving operations
- ▶ Vibration-dampening softgrip for secure handling
- ▶ Reversible rotation with locking function
- ▶ Quick action keyless chuck

Model

ABS 9 (NiCd)
FEIN HANDYMASTER

Part Number

7 113 01 50

Current/Voltage	V	9.6
No load speed	rpm	0–600
Max. torque (hard/soft)	in/lbs.	80/142
Weight (w/ battery)	lbs.	3.0

Screw Ø		3/16"
Capacity in steel Ø	in	3/8"
Capacity in wood Ø	in	1/4"
L x H	in	8 1/16" x 9

Price includes

1 x carrying case, 1 x rapid charger ALG 20, 2 x battery packs (NiCd/1.3 Ah), 1 x hand strap, 2 x double bits (Phillips head PZ 2 / PZ 3 and PH 2 / slot size: 6)

FEIN HANDYMASTER Drill/Driver up to 1/2"



AT A GLANCE

Also available with NiMH batteries (3.0 Ah): ABS 12 (7 113 02 51)

- ▶ Well-balanced for optimum ease of use for working without fatigue
- ▶ Torque adjustable in ten stages (including drilling stage)
- ▶ Electronic speed control to ensure smooth and safe drilling and screwdriving operations
- ▶ Vibration-dampening softgrip for secure handling
- ▶ Reversible with locking function
- ▶ Quick action keyless, locking chuck

Model

ABS 12 (NiCd)
FEIN HANDYMASTER

Part Number

7 113 02 50

Current/Voltage	V	12
No load speed	rpm	0–400/0–1,400
Max. torque (hard/soft)	in/lbs.	169/204
Weight (w/ battery)	lbs.	4.4

Screw Ø		1/4"
Capacity in steel Ø	in	1/2"
Capacity in wood Ø	in	1 3/16"
L x H	in	9 3/16" x 10 1/16"

Price includes

1 x carrying case, 1 x rapid charger ALG 20, 2 x battery packs (NiCd/2.0 Ah), 1 x hand strap, 2 x double bits (Phillips head PZ 2 / PZ 3 and PH 2 / slot size: 6)

FEIN HANDYMASTER Drill/Driver up to 1/2"



1
HANDY
MAGAZINE
AWARD
2004



AT A GLANCE

Also available with NiMH batteries (3.0 Ah): ABS 14 (7 113 03 51)

- ▶ Well-balanced for optimum ease of use for working without fatigue
- ▶ Torque adjustable in ten stages (including drilling stage)
- ▶ Electronic speed control to ensure smooth and safe drilling and screwdriving operations
- ▶ Vibration-dampening softgrip for secure handling
- ▶ Reversible with locking function
- ▶ Quick action keyless, locking chuck
- ▶ ¹ Credit: Handy Magazine

Model

ABS 14 (NiCd)
FEIN HANDYMASTER

Part Number

7 113 03 50

Current/Voltage	V	14.4
No load speed	rpm	0–400/0–1,400
Max. torque (hard/soft)	in/lbs.	186/239
Weight (w/ battery)	lbs.	4.6

Screw Ø		3/16"
Capacity in steel Ø	in	1/2"
Capacity in wood Ø	in	1 1/4"
L x H	in	9 3/16" x 10 1/16"

Price includes

1 x carrying case, 1 x rapid charger ALG 20, 2 x battery packs (NiCd/2.0 Ah), 1 x hand strap, 2 x double bits (Phillips head PZ 2 / PZ 3 and PH 2 / slot size: 6)

**FEIN HANDYMASTER Drill/Driver up to 1/2"****AT A GLANCE****Also available with NiMH batteries (3.0 Ah): ABS 18 (7 113 06 51)**

- ▶ Well-balanced for optimum ease of use for working without fatigue
- ▶ Torque adjustable in ten stages (including drilling stage)
- ▶ Electronic speed control to insure smooth and safe drilling and screwdriving operations
- ▶ Vibration-dampening softgrip for secure handling
- ▶ Reversible with locking function
- ▶ Quick action keyless, locking chuck

Model**ABS 18 (NiCd)
FEIN HANDYMASTER****Part Number****7 113 06 50**

Current/Voltage	V	18
No load speed	rpm	0–400/0–1,400
Max. torque (hard/soft)	in/lbs.	310/531
Weight (w/ battery)	lbs.	6.4

Screw Ø		3/8"
Capacity in steel Ø	in	1/2"
Capacity in wood Ø	in	2"
L x H	in	9 3/4" x 10 3/16"

Price includes

1 x carrying case, 1 x rapid charger ALG 20, 2 x battery packs (NiCd/2.0 Ah), 1 x hand strap, 2 x double bits (Phillips head PZ 2 / PZ 3 and PH 2 / slot size: 6), 1 x additional handle with depth stop

Cordless

FEIN HANDYMASTER Hammer Drill/Driver up to 1/2" in masonry**AT A GLANCE****Also available with NiMH batteries (3.0 Ah): ASB 14 (7 104 03 51)**

- ▶ Well-balanced and optimum ease of use for working without fatigue
- ▶ Torque adjustable in ten stages (including drilling stage)
- ▶ Electronic speed control to insure smooth and safe drilling and screwdriving operations
- ▶ Vibration-dampening softgrip for secure handling
- ▶ Reversible with locking function
- ▶ Quick action keyless, locking chuck
- ▶ Selector switch for Hammer/Drill applications

Model**ASB 14 (NiCd)
FEIN HANDYMASTER****Part Number****7 104 03 50**

Current/Voltage	V	14,4
No load speed	rpm	0–400/0–1,400
Blows per minute	rpm	5,200/18,200
Max. torque (hard/soft)	in/lbs.	185/327
Weight (w/ battery)	lbs.	4.8

Screw Ø	in	5/16"
Capacity in steel/masonry Ø	in	1/2"
Capacity in wood Ø	in	1 1/4"
L x H	in	9 5/16" x 10 1/16"

Price includes

1 x carrying case, 1 x rapid charger ALG 20, 2 x battery packs (NiCd/2.0 Ah), 1 x hand strap, 2 x double bits (Phillips head PZ 2 / PZ 3 and PH 2 / slot size: 6)

FEIN HANDYMASTER Hammer Drill/Driver up to 15/8" in masonry



AT A GLANCE

Also available with NiMH batteries (3.0 Ah): ASB 18 (7 104 04 51)

- ▶ Well-balanced for optimum ease of use for working without fatigue
- ▶ Torque adjustable in ten stages (including drilling stage)
- ▶ Electronic speed control to insure smooth and safe drilling and screwdriving operations
- ▶ Vibration-dampening softgrip for secure handling
- ▶ Reversible with locking function
- ▶ Quick action keyless, locking chuck
- ▶ Selector switch for Hammer/Drill applications

Model	ASB 18 (NiCd) FEIN HANDYMASTER	
Part Number	7 104 04 50	

Current/Voltage	V	18
No load speed	rpm	0–400/0–1,400
Blows per minute	rpm	6,400/22,400
Max. torque (hard/soft)	in/lbs.	310/531
Weight (w/ battery)	lbs.	6.6

Screw Ø	in	3/8"
Capacity in steel/masonry Ø	in	1/2"/5/8"
Capacity in wood Ø	in	2"
L x H	in	9 3/4" x 10 3/4"

Price includes

1 x carrying case, 1 x rapid charger ALG 20, 2 x battery packs (NiCd/2.0 Ah), 1 x hand strap, 2 x double bits (Phillips head PZ 2 / PZ 3 and PH 2 / slot size: 6), 1 x additional handle with depth stop

Cordless FEIN MULTIMASTER



AT A GLANCE

Almost unlimited applications due to oscillating movement

- ▶ Professional sawing, grinding, scraping, separating, sanding, polishing, cutting, concrete compression, and lots more, all with a single machine
- ▶ Very easy to handle due to its ergonomic design and light weight
- ▶ Battery operated, so you have unrestricted freedom of action
- ▶ Continuous operation possible with a backup storage battery
- ▶ Durable, rapid charge FEIN storage batteries with intelligent charging technology
- ▶ Wide range of accessories available

Model	MSx 315	
Part Number	7 129 02	

Current/Voltage	V	9.6
Oscillations	1/min	14,500
Weight (w/ battery)	lbs.	2.4
Sanding pad, corner to corner	in	3 1/8"
L x H	in	10 3/8" x 2 5/16"


Price includes

1 x sanding pad, 30 assorted sheets of sandpaper, 1 x battery (800 mAh), 1 x charger, 1 x key, mounting bolts

General Accessories

Rapid charger ALG 20

Charging time about 20 to 60 mins depending on battery, power consumption 110 W, charging current max. 4.1 A, weight 2.2 lbs., length of cable, 6 m, including adaptor for industrial interface (AccuTec)



Part Number 9 26 04 077 01 3

Tek bit box

34 parts, consisting of: 1 x quick-change chuck, magnetic with shank 1/4", 20 x bits for Phillips head screws: size 1-3, form H / form Z, 10 x bits for socket Torx socket screws TX 10, 15, 20, 25, 30, 40 and 3 x magnetic T-handle hex wrench socket inserts 8 mm, 10 mm, 3/8"



Part Number 6 05 10 213 02 6

Diamond bit box (better grip)

Consisting of: 1 x quick-change chuck, magnetic with shank 1/4" and 6 x diamond coated tool bits 1/4" for Phillips head screws



Part Number 6 05 10 213 03 2

Bit box

Consisting of: 1 x quick-change chuck, magnetic with shank 1/4" and an assortment of 9 different diamond coated bits 1/4" for Phillips head and flat head screws




Part Number 6 05 10 213 01 0

ABS 9

NiCd battery


9.6 V - 1.3 Ah, 1 lb.



Part Number 9 26 04 067 02 0

NiMH battery

9.6 V - 2.0 Ah, 1.1 lbs.



Part Number 9 26 04 070 02 4

ABS 12

NiCd battery

12 V - 2.0 Ah, 1.6 lbs.

Part Number 9 26 04 068 02 8

NiMH battery

12 V - 3.0 Ah, 1.6 lbs.

Part Number 9 26 04 071 02 3

ABS 14, ASB 14

NiCd battery

14.4 V - 2.0 Ah, 1.8 lbs.

Part Number 9 26 04 069 02 2

NiMH battery

14.4 V - 3.0 Ah, 1.9 lbs.

Part Number 9 26 04 072 02 6

ABS 18, ASB 18

NiCd battery

18 V - 2.0 Ah, 2.3 lbs.

Part Number 9 26 04 085 02 1

NiMH battery

18 V - 3.0 Ah, 2.5 lbs.

Part Number 9 26 04 086 02 4

Cordless FEIN MULTIMASTER

Accessories are found on page 83-86.



Drilling



Perfect solutions cannot be achieved by compromising.

The FEIN concept on drilling is not based on an “all-in-one” drill. It centers on using several different power tools, each optimally tailored to the specific application, task, and method of working.

Therefore a variety of FEIN hand drills are available: from lightweight one or two-gear hand drills with kinetic

handles, to the robust heavy-duty two and four-gear drills with side handles, to efficient mag drill units for large drilling diameters in steel.




In the table on pages 20 and 21, you can see what models are best suited for different drilling diameters on various types of material.

The complete FEIN product line for drilling:

■ Hand Drills	P. 22-24
■ Hammer Drill	P. 24
■ Mag Drills	P. 27-31

■ FEIN Drilling Machines. The right selection – made easy.


Hand Drills

	Model	Page	Drill Ø Steel in	Drill Ø Light alloy in	Drill Ø Wood in	Drill Ø Stone in	Tapping Ø	Mechanical gears
	ASye 636	22	1/4"	5/16"	1/2"	–	–	1
	ASkeu 636	22	5/16"	1/2"	13/16"	–	3/16"	1
	DSkeu 636	23	3/8" 1/4"	9/16" 3/8"	1" 7/8"	–	1/4"	2
	DSeu 638	23	1/2" 5/16"	13/16" 1/2"	1 1/4" 13/16"	–	3/8"	2
	DDSk 672-1	24	1 1/4"	1 9/16"	2 3/8"	–	1 1/8"	4

Hammer Drill

	DSeu 638	24	1/2" 5/16"	–	1 3/16" 13/16"	5/8"	3/8"	2
---	-----------------	----	------------	---	----------------	------	------	---

Mag Drills

	KBM 32 Q	28	1 1/4"	1 1/4"	–	–	1/2"*	1
	KBM 50 QX	28	2 1/16"	2 1/16"	–	–	5/8"*	2
	KBM 52 U	29	2 1/16"	2 1/16"	–	–	5/8"	2

* requires optional accessory with self reversing feature.



Variable speed	Reversible	Full load speed rpm	No load speed rpm	Power consumption Watts	Power output Watts	Weight lbs	Neck Ø	Corner clearance in
•	–	0–2,150	0–4,080	320	180	2.6	1 5/16"	1 3/16"
•	•	0–780	0–1,410	300	145	2.6	1 5/16"	7/8"
•	•	0–430/0–1,050	0–770/0–1,900	300	145	3.3	1 5/16"	7/8"
•	•	0–470/0–1,400	0–840/0–2,250	450	230	4.0	1 11/16"	1 1/16"
–	•	100/150/260/420	170/250/450/700	900	500	22.7	2 1/2"	1 1/2"
•	•	0–700/0–1,800	0–1,100/0–2,800	450	230	4.4	1 11/16"	1 1/16"
–	–	440	–	700	450	22	1 9/16"	1 9/16"
•	–	160–260/320–520	–	1,200	680	26	1 5/8"	1 5/8"
•	•	130–260/260–520	–	1,200	640	30	2 3/8"	2 3/8"

Drilling

Hand Drill up to 1/4"



AT A GLANCE

Compact lightweight hand drill with high speed

- ▶ High motor power for constant RPM's
- ▶ Variable electronic speed control
- ▶ FEIN kinetic handle for safe work without fatigue
- ▶ Integral switch for comfortable handling
- ▶ Tapered drill shaft for accuracy

Model ASye 636
Part Number 7 201 63

Power consumption	Watts	320
Power output	Watts	180
Full load speed	rpm	0–2,150
No load speed	rpm	0–4,080
Cable with plug	ft	8'
Weight	lbs	2.6

Drill Ø steel	in	1/4"
Drill Ø light alloy	in	5/16"
Drill Ø wood	in	1/2"
Cone at drill shaft	B	12
L x H	in	11" x 6 7/16"

Price includes

1 Quick action keyless drill chuck up to Ø 5/16"

Universal Hand Drill up to 5/16"



AT A GLANCE

Versatile hand drill for drilling, screw driving, countersinking and tapping

- ▶ High motor power for constant RPM's
- ▶ FEIN kinetic handle for safe work without fatigue
- ▶ Variable electronic speed control for optimal spot-drilling and screwdriving
- ▶ Reversible
- ▶ Tapered drill shaft for accuracy

Model ASkeu 636
Part Number 7 205 35

Power consumption	Watts	300
Power output	Watts	145
Full load speed	rpm	0–780
No load speed	rpm	0–1,410
Cable with plug	ft	16'
Weight	lbs	2.6

Drill Ø steel	in	5/16"
Drill Ø light alloy	in	1/2"
Drill Ø wood	in	13/16"
Screw Ø	in	3/16
Tapping	in	3/16
Cone at drill shaft	B	12
L x H	in	11" x 6 7/16"

Price includes

1 Quick action Keyless drill chuck with clamping force safety device up to Ø 3/8"

Two-gear Hand Drill up to 3/8"



AT A GLANCE

Compact two-gear hand drill for drilling, screw driving, countersinking and tapping

- ▶ High motor power for constant RPM's
- ▶ Variable electronic speed control
- ▶ Mechanical 2-speed for optimal adjustment for the task at hand
- ▶ FEIN kinetic handle for safe work without fatigue
- ▶ Integral switch for comfortable handling
- ▶ Tapered drill shaft for accuracy
- ▶ Reversible

Model DSkeu 636
Part Number 7 205 37

Power consumption	Watts	300
Power output	Watts	145
Full load speed	rpm	0–430/0–1,050
No load speed	rpm	0–770/0–1,900
Cable with plug	ft	16'
Weight	lbs	3.3

Drill Ø steel	in	3/8"/1/4"
Drill Ø light alloy	in	9/16"/3/8"
Drill Ø wood	in	1"/5/8"
Screw Ø	in	1/4
Tapping	in	1/4
Cone at drill shaft	B	12
L x H	in	12 1/16" x 6 7/16"

Price includes

1 Quick action Keyless drill chuck with clamping force safety device up to Ø 3/8"

Two-gear Hand Drill up to 1/2"



AT A GLANCE

Universal assembly machine for drilling, countersinking, screw driving and tapping

- ▶ High motor power for constant RPM's
- ▶ Mechanical 2-speed gearbox for optimal performance
- ▶ FEIN kinetic handle for safe work without fatigue
- ▶ Variable electronic speed control
- ▶ Reversible
- ▶ Tapered drill shaft for accuracy

Model DSeu 638
Part Number 7 205 40

Power consumption	Watts	450
Power output	Watts	230
Full load speed	rpm	0–470/0–1,400
No load speed	rpm	0–840/0–2,250
Cable with plug	ft	16'
Weight	lbs	4.0

Drill Ø steel	in	1/2"/5/16"
Drill Ø light alloy	in	13/16"/1/2"
Drill Ø wood	in	1 1/4"/13/16"
Screw Ø	in	3/8
Tapping	in	3/8
Cone at drill shaft	B	16
L x H	in	13 3/4" x 6 3/4"

Price includes

1 Quick action Keyless drill chuck with clamping force safety device up to Ø 1/2"; 1 additional handle

Four-gear Hand Drill up to 1 1/4"



AT A GLANCE

Powerful reversible four-gear drilling machine with ideal speed adjustment for drilling, reaming, tapping and drive motor applications

- ▶ Extremely strong for heavy-duty applications
- ▶ Mechanical 4-speed gearbox for optimal performance
- ▶ #3 Morse taper arbor
- ▶ Optimally suited on FEIN magnet drill stand
- ▶ Also suitable for tapping under stationary conditions

Model	DDSk 672-1	
Part Number	7 205 01	
Power consumption	Watts	900
Power output	Watts	500
Full load speed	rpm	100/150/260/420
No load speed	rpm	170/250/450/700
Cable with plug	ft	8'
Weight	lbs	22.7
Drill Ø steel	in	1 1/4"
Drill Ø light alloy	in	1 9/16"
Drill Ø wood	in	2 3/8"
Cone at drill shaft	MT	3
L x H	in	15 5/8" x 20 11/16"

Price includes

1 Additional handle, 1 Drift

Two-gear Hammer Drill up to 5/8" in stone



AT A GLANCE

Universal impact drill also for countersinking, screw driving and tapping

- ▶ High motor power for constant RPM's
- ▶ Mechanical gearbox for optimal performance
- ▶ Variable electronic speed control
- ▶ FEIN kinetic handle for safe work without fatigue
- ▶ Reversible
- ▶ Selector switch for Hammer/Drill applications
- ▶ Easily choose mode of operation

Model	DSceu 638	
Part Number	7 204 30	
Power consumption	Watts	450
Power output	Watts	230
Full load speed	rpm	0-700/0-1,800
No load speed	rpm	0-1,100/0-2,800
Blows per minute under load	rpm	0-14,000/0-36,000
Cable with plug	ft	16'
Weight	lbs	4.4
Drill Ø stone	in	5/8"
Drill Ø steel	in	1/2"/5/16"
Drill Ø wood	in	1 3/16"/1 13/16"
Screw Ø	in	3/8"
Tapping	in	3/8"
Thread on spindle	UNF	1/2"-20
L x W	in	14 1/16" x 6 3/4"

Price includes

1 impact resistant Quick action Keyless drill chuck with clamping safety device up to Ø 1/2", 1 additional handle, 1 depth stop

General Accessories

3-jaw chuck



Fits model	Capacity in	Outer Ø in	Fits tools with	lbs	Pressure-thread	Part Number	Drill chuck key
ASye 636	1/32"-1/4"	1 3/16"	B 12	0.35	M 6	6 32 02 031 01 4	6 29 14 001 00 2
ASkeu 636	1/32"-5/16"	1 3/8"	B 12	0.53	M 8	6 32 02 003 01 4	6 29 14 002 00 5
DSkeu 636	1/16"-3/8"	1 3/8"	B 12	0.50	-	6 32 02 028 01 9	6 29 14 002 00 5
DSeu 638	1/16"-1/2"	1 11/16"	B 12	0.83	-	6 32 02 040 01 4	6 29 14 002 00 5
	1/16"-3/8"	1 11/16"	B 16	0.97	M 10	6 32 02 030 01 2	6 29 14 002 00 5
	1/16"-1/2"	1 11/16"	B 16	0.9	M 10	6 32 02 030 01 5	6 29 14 002 00 5
DDSk 672(-1) ¹⁾ , KBM 50Q/52U	1/16"-5/8"	2 3/16"	B 16	1.41	-	6 32 02 037 01 0	6 29 14 004 00 7
Accessories upon request	1/6"-1/2"	1 11/16"	1/2"-20 UNF	0.83	-	6 32 03 041 01 4	6 29 14 002 00 5
Accessories upon request	1/8"-5/8"	1 15/16"	M 18 x 6 P 1,5	1.41	-	6 32 03 033 01 2*	6 29 14 012 00 4
KBM 32	1/6"-1/2"	1 13/16"	M 18 x 6 P 1,5	1.10	-	6 32 03 050 01 4	6 29 14 002 00 5

¹⁾ Drill-chuck cone MT 3/B 16 required (Part Number 6 33 01 012 00 5)

* with clamping force safety device

Quick action keyless chuck



Fits model	Form R tip device Capacity in	Outer Ø in	Fits tools with	lbs	Part Number
ASye 636	0-1/4"	1 3/8"	B 12	0.66	6 32 04 019 00 3
	0-5/16"	1 7/16"	B 12	0.85	6 32 04 020 00 5
	1/32"-3/8"	1 3/8"	B 12	0.92	6 32 04 030 00 4*
	1/32"-3/8"	1 7/16"	B 12	0.85	6 32 04 021 00 4
	1/16"-3/8"	1 11/16"	B 12	0.44	6 32 04 034 00 8*
ASkeu 636, DSkeu 636	1/16"-1/2"	1 11/16"	B 12	1.34	6 32 04 028 00 8
DSeu 638	0-3/8"	1 11/16"	B 16	1.43	6 32 04 016 00 7
	1/16"-1/2"	1 11/16"	B 16	0.59	6 32 04 036 00 5*
	1/16"-1/2"	1 11/16"	B 16	1.23	6 32 04 032 00 6*
DDSk 672 ¹⁾ ,	1/16"-1/2"	1 13/16"	B 16	1.9	6 32 04 017 00 1
	1/16"-1/2"	1 11/16"	B 16	0.33	6 32 04 035 00 2*
DSceu 638	1/8"-1/2"	2	B 16	2.5	6 32 04 025 00 3
	1/16"-1/2"	1 11/16"	1/2"-20 UNF	1.19	6 32 05 033 01 0

¹⁾ Drill-chuck cone MT 3/B 16 required (Part Number 6 33 01 012 00 5)

* With clamping force safety device

Drifts

For drill chuck up to B 12
Length 5", 2-piece set



Part Number 6 33 05 009 01 3

For drill chuck up to B 16
Length 5", 2-piece set

Part Number 6 33 05 010 01 5

Drill chuck cone

For drilling machines with morse taper



Drill chuck holder	lbs	Part Number
MT 1/B 16	0.22	6 33 01 006 00 5
MT 2/B 16	0.28	6 33 01 008 00 7
MT 2/B 18	0.44	6 33 01 010 00 3
MT 3/B 16	0.66	6 33 01 012 00 5
MT 3/B 18	0.55	6 33 01 013 00 9
MT 3/B 22	0.88	6 33 01 014 00 7
MT 4/B 22	1.10	6 33 01 016 00 4
MT 2/M 14		6 33 01 021 00 1

Reducing arbor

For morse taper arbor



Drill chuck holder	lbs	Part Number
MT 2/MT 1	0.22	6 33 02 002 00 0
MT 3/MT 2	0.39	6 33 02 003 00 4
MT 4/MT 3	0.77	6 33 02 004 00 2

Enlarging arbor

For morse taper arbor



Drill chuck holder	lbs	Part Number
MT 2/MT 3	0.24	6 33 04 003 00 2
MT 3/MT 4	3.08	6 33 04 004 00 0

Drifts

For MT 1 and MT 2
Length 5 1/2", 0.15 lbs



Part Number 6 33 05 003 00 3

For MT 3 and MT 4
Length 7 1/2", 0.36 lbs

Part Number 6 33 05 004 00 1

ASye 636, ASkeu 636, DSkeu 636

Tool case

Plastic 12" x 10 7/16" x 3 3/16"



Part Number 3 39 01 065 00 7

Metal 15 3/8" x 9 7/16" x 4 5/16"



Part Number 3 39 01 067 01 3

Balancer

Detailed information on the FEIN Balancers can be found in the chapter Accessories / Balancers.



Suspension device

Horizontal and vertical

Part Number 3 21 25 050 00 7

DSeu 638

Tool case

Metal 15 3/8" x 9 7/16" x 4 5/16"



Part Number 3 39 01 067 01 3

Depth stop

Part Number 3 21 27 059 00 0

Balancer

Detailed information on the FEIN Balancers can be found in the chapter Accessories / Balancers.



Suspension device

Horizontal and vertical

Part Number 3 21 25 054 00 1

Horizontal

Part Number 3 21 25 046 00 9

DScEU 638

Tool case

Metal 15 3/8" x 9 7/16" x 4 5/16"



Part Number 3 39 01 067 01 3

Depth stop

Part Number 3 21 27 059 00 0

DDSk 672-1

Drill chuck cone

For drilling machines with morse taper arbor.



Drill chuck lbs **Part Number**

holder			
MT 3/B 16	0,30	6 33 01 012 00 5	

Quick action Keyless chuck



lbs Chuck opening **Part Number**

2,51	1/8"-5/8"	6 32 04 025 00 3
------	-----------	------------------

3-jaw drill chuck



lbs Chuck opening **Part Number**

1,41	1/16"-3/8"	6 32 02 037 01 0
------	------------	------------------

Tool case

Metal 15 3/4" x 15 3/4" x 5 1/8"



Part Number 3 39 01 032 01 3

Reducing arbor

For morse taper arbor



Drill chuck lbs **Part Number**

holder		
MT 3/MT 2	0,18	6 33 02 003 00 4

Enlarging arbor

For morse taper arbor



For lbs **Part Number**

MT 3/MT 4	1,40	6 33 04 004 00 0
-----------	------	------------------

Drifts

For MT 1 and MT 2



Length **Part Number**

5 1/2"	6 33 05 003 00 3
--------	------------------

For MT 3 and MT 4



Length **Part Number**

7 1/2"	6 33 05 004 00 1
--------	------------------

Side handle



Length **Part Number**

15 3/4"	3 21 20 025 00 6
---------	------------------



■ Mag Drilling.

In contrast to full drilling, mag drilling only involves machining a narrow ring and not the entire drilling surface.

With its best in-class speed, you are able to drill 40% more holes than other methods.

FEIN offers a finely tuned core drilling system for metal. Using

the FEIN QuickIN rapid change system, you can change bits in just a few seconds. It couldn't be faster or easier.

FEIN drills are rated highly, both in the workshop and out on the job site due to the extremely precise holes they produce as well as their

sturdy design and their easy handling. The magnetic base is so small that the machines can be used even in the tightest spaces. And with high holding force, you can work above your head – without risking injuries.

Mag Drill unit up to 1 1/4"



Quick IN



AT A GLANCE

- ▶ QuickIN system for quick and keyless tool release
- ▶ Optimal ergonomics due to compact design and light weight
- ▶ Strong and accurate dual dove-tail guide
- ▶ Infinitely variable stroke range adjustment for fast and safe tool change, without need to remove core drill unit from the work
- ▶ Electronic overload cut-out for protection of motor and tool if the drilling pressure is too high
- ▶ Magnet monitoring system guarantees long service life of the magnetic coils
- ▶ Integral cooling lubricant supply for clean cutting and long tool life

Model KBM 32 Q
Part Number 7 270 27

Power consumption	Watts	700
Power output	Watts	450
Full load speed	rpm	440
Cable with plug	ft	13'
Weight	lbs	22
Drill Ø steel max.		
Core drill	in	7/16"–1 1/4"
Twist drill (with drill chuck)	in	1/2"
Tap (need spec. device)	in	1/2"
Drilling depth max.	in	2"
Chuck		QuickIN
Magnet holding force	lbs	1,980
Height (drill rig)	in	14 11/16"
Stroke	in	5 5/16"
Total stroke range	in	10 1/4"
Magnetic base sizes	in	6 3/16" x 3 1/8"
L x H	in	10 5/8" x 14 11/16"–22 7/16"

Price includes

1 storage box, 1 coolant pump, 1 safety strap, 1 chip hook, 4 centering pins, touch guard, 3 QuickIN adaptors delete; for competitor cutters, 1/2" 3-Jaw Chuck

Mag Drill unit up to 2 1/16"



Quick IN



AT A GLANCE

- ▶ QuickIN system for quick and keyless tool release
- ▶ Optimal ergonomics due to compact design and light weight
- ▶ Two-gear drive with a one touch 40% speed reduction
- ▶ Strong and accurate dual dove-tail guide
- ▶ Infinitely variable stroke range adjustment for fast and safe tool change, without need to remove core drill unit from the work
- ▶ Magnet monitoring system guarantees long service life of the magnetic coils
- ▶ Electronic overload cut-out for protection of motor and tool if the drilling pressure is too high
- ▶ Integral cooling lubricant supply for clean cutting and long tool life

Model KBM 50 QX
Part Number 7 270 33

Power consumption	Watts	1,200
Power output	Watts	680
Full load speed	rpm	160–320/260–520
Cable with plug	ft	13'
Weight	lbs	26.4
Drill Ø steel max.		
Core drill	in	7/16"–2 1/16"
Twist drill (with drill chuck)	in	7/8" (5/8")
Tap	in	5/8"
Drilling depth max.	in	2"
Chuck		QuickIN
Magnet holding force	lbs	2,420
Height (drill rig)	in	14 1/2"
Stroke	in	5 5/16"
Total stroke range	in	12 3/16"
Magnetic base sizes	in	6 3/16" x 3 9/16"
L x H	in	4 11/16" x 14 11/16"–25 13/16"

Price includes

1 storage box, 1 coolant pump, 1 safety strap, 1 chip hook, 5/8" 3-Jaw Chuck, 4 centering pins, touch guard, 3 QuickIN adaptors for competitor cutters

Universal Mag Drill unit up to 2 1/16"



Quick IN

MEMORY FUNCTION



AT A GLANCE

- ▶ Flexible tool use and accuracy with a combination of QuickIN and MT 3 adaptors
- ▶ Reversible for tapping
- ▶ Two-gear drive with completely variable electronic speed reduction
- ▶ Memory of the last selected speed with FEIN MEMORY FUNCTION
- ▶ Electronic overload cut-out for protection of motor and tool if the drilling pressure is too high
- ▶ Magnet monitoring system guarantees long service life of the magnetic coils
- ▶ Strong and accurate dual dove-tail guides with extra large stroke range
- ▶ Automatic cooling lubrication device for single-hand operating convenience
- ▶ Infinitely variable stroke range adjustment for fast and safe tool change, without need to remove core drill unit from the work

Model	KBM 52 U	
Part Number	7 270 31	
Power consumption	Watts	1 200
Power output	Watts	640
Full load speed	rpm	130-260 / 260-520
Cable with plug	ft	16'
Weight	lbs	30
Drill Ø steel max.		
Core drill	in	7/16"-2 1/16"
Twist drill		
(with drill chuck)	in	7/8" (5/8")
Tap	in	5/8"
Drilling depth max.	in	2"
Chuck	QuickIN / MT 3	
Magnet holding force		
	lbs	2,200
Height (drill rig)	in	14 1/2"
Stroke	in	5 5/16"
Total stroke range	in	12"
Magnetic base sizes	in	7 1/16" / 3 9/16"
L x H	in	12 7/16" x 17 15/16"-27 1/4"
Price includes		
1 storage box, 1 coolant tank, 1 safety strap, 1 chip hook, 3 QuickIN adaptor for competitor cutters, 4 centering pins, touch guard, 5/8" 3-Jaw Chuck, 1 drift		

Drilling



QuickIN-Core Bit

HSS PRIMA core bits with QuickIN shank

5% Cobalt alloy for long tool life. Cutting length 1 3/8".



Drill Ø in	Order reference
7/16"	6 31 27 224 01 3
1/2"	6 31 27 225 01 7
9/16"	6 31 27 226 01 0
5/8"	6 31 27 227 01 4
11/16"	6 31 27 228 01 2
3/4"	6 31 27 229 01 6
13/16"	6 31 27 230 01 8
7/8"	6 31 27 231 01 7
15/16"	6 31 27 232 01 0
1"	6 31 27 233 01 4
1 1/16"	6 31 27 234 01 2
1 1/8"	6 31 27 235 01 6
1 1/4"	6 31 27 236 01 9
1 3/8"	6 31 27 237 01 3
1 5/16"	6 31 27 242 01 9
1 3/8"	6 31 27 243 01 3
1 7/16"	6 31 27 244 01 1
1 1/2"	6 31 27 245 01 5
1 9/16"	6 31 27 246 01 8
1 5/8"	6 31 27 247 01 2
1 11/16"	6 31 27 248 01 0
1 3/4"	6 31 27 249 01 4
1 13/16"	6 31 27 250 01 6
1 7/8"	6 31 27 251 01 5
1 15/16"	6 31 27 252 01 8
2"	6 31 27 253 01 2
2 1/16"	6 31 27 254 01 0

Metric bits in HSS 12–32 mm supplied on request.

HM ULTRA bits with QuickIN chuck 12–65 mm

Cutting length 1 3/8"



Available only in metric dimensions and available on request!

Core bit set HSS PRIMA

Consisting of 2 each QuickIN bits HSS Prima, Ø 9/16", 1 1/16", 1 5/16" and centering pin in plastic carrying case



Part Number 6 31 27 226 02 6

Adaptor

Adaptor with QuickIN

Output M18 x 6 P 1,5



Part Number 6 39 01 020 00 6

For 3/4" shank (Weldon) e.g. Slugger-Jancy and Nitto bits with 1/4" pilot hole



Part Number 6 39 01 021 01 4

For 3/4" shank (Weldon Special), e.g. Hougen and Rotabroach bits with pilot hole bigger than 1/4"



Part Number 6 39 01 024 01 9

Output 1/2"



Part Number 6 39 01 022 00 8

Output B 16



Part Number 6 39 01 023 00 2

Retrofitting kit

Adaptor with Weldon shank for conversion to other products to QuickIN System.



Part Number 6 39 01 027 01 0

Other Accessories

QuickIN adaptor shafts

For table and drill press as well as for all other mag drilling units with MT 3-arbor. Incl. hand pump and centering pin for external cooling lubricant supply. For all FEIN core drills Ø 7/16"–2 1/16".



Cone **Part Number**
MT3 **6 39 01 019 01 3**
MT2 **6 39 01 018 01 9**

For bits with Weldon shank, the corresponding QuickIN adaptor and the long center pin 3 02 17 333 00 3 are required.

For retro-fitting, the KBM 52 U with built-in cooling lubricant supply. For all bits Ø 7/16"–2 1/16".



Cone **Part Number**
MT3 **6 39 01 017 01 1**

For bits with Weldon shank, the corresponding QuickIN adaptor and the long center pin 3 02 17 333 00 3 are required.

Center pins

For QuickIN bits



L **Part Number**
4 1/8" **3 02 17 332 00 9**

For competitor bits in connection with QuickIN adaptor

L **Part Number**
4 11/16" **3 02 17 333 00 3**
5 3/16" **3 02 17 355 00 0**

Only for 7/16" QuickIN bits



L **Part Number**
3 3/8" **3 02 17 338 00 0**

Only for 7/16" competitor bits in connection with QuickIN adaptor

L **Part Number**
4 15/16" **3 02 17 337 00 2**

Extension

For bits with QuickIN shank, drilling in narrow and space restricted, deep or stepped surfaces, through holes as from Ø 1 7/16" is possible. Length 4" incl. centering pin.



Part Number 6 31 06 016 01 0

Tapping fast-release chuck

Only for KBM 52 U
2, with QuickIN adaptor, for
taps in connection with tapping
collets with or without slipping
clutch from 5/16"-5/8"



Part Number 9 26 02 079 01 0

Tapping collets # 2

American Standard Thread
For through holes



Thread	Part Number
5/16"	6 32 06 117 99 9
3/8"	6 32 06 095 99 9
7/16"	6 32 06 096 99 9
1/2"	6 32 06 097 99 9
9/16"	6 32 06 098 99 9
5/8"	6 32 06 099 99 9

With safety clutch for blind holes



Thread	Part Number
5/16"	6 32 06 118 99 9
3/8"	6 32 06 102 99 9
7/16"	6 32 06 103 99 9
1/2"	6 32 06 104 99 9
9/16"	6 32 06 105 99 9
5/8"	6 32 06 106 99 9

Suction plate

For non-magnetic materials,
9 3/16" x 13" x 4 5/16"



Part Number 9 26 02 054 01 6

Vacuum plate

For non magnetic materials and
structured surfaces (checker
plate, bulb plate, and others.)
15 9/16" x 7 7/8" x 3 1/4"



For this a vacuum pump with suction
capacity of 0.55 cfm, -11.6 psi is
required

Part Number 9 26 02 057 01 7

Pipe-drilling device

Incl. clamping strap, for drilling
holes in pipe with Ø from 2 3/8"
to 11 13/16", 8 11/16" x 5 1/8"



Part Number 9 26 02 055 01 0

Safety guard

Prevents accidental contact with rota-
ting parts and increases safety. Suitable
for retro-fitting the FEIN core drilling
unit KBM 32 Q/KBM 50 QX/52 U.



Part Number 6 39 01 037 01 0

Chip protection



Part Number 3 18 10 247 01 9

Cooling system

Bottle holder

For 3 21 32 022 00 7



Part Number 3 02 40 247 00 2

Hand pump



Part Number 3 21 32 022 00 7

Automatic cooling-agent tank

Cooling tank 16 1/2 fl. oz. for gravity
cooling lubrication. Cooling lubricant
supply can be retrofitted on all KBM's.



Part Number 6 39 01 036 01 0



Metal Tools



The perfect solution is never achieved by compromising. This is why the FEIN principle for metal working is not “one for all”, but instead a wide range of high-performance power tools, each ideally geared to very specific applications, jobs, and

work conditions. For this reason there are a large number of different FEIN metalworking tools.

The tables on pages 34–37 show which models are best suited for various applications.

The complete program for metal working:

■ Nibblers	P. 38–42
■ Sheet Metal Shears	P. 43–46
■ Angle Grinders	P. 47–51
■ Die Grinders	P. 52–54
■ Polisher System	P. 55–60
■ Hacksaws	P. 61–63

FEIN Sheet Metal Working.

Nibblers



Technical data		Model Page	BLK 1.3 CS 39	BLK 1.6 39	BLK 2.0 40	BLK 3.5 40	BLK 5.0 41
Steel up to 56,000 lbf/in ²	max gauge thickness		18	16	14	10	6
Steel up to 84,000 lbf/in ²	max gauge thickness		21	19	17	13	10
Steel up to 112,000 lbf/in ²	max gauge thickness		23	22	19	15	12
Strokes in rpm			1,800	1,500	1,000	750	750
Power output in Watts			210	210	210	750	750
Weights in lbs			3.8	3.9	3.9	7.9	8.3
Equipment			✓	✓	✓	✓	✓
			✓	✓	✓	✓	-
		Die rotation	8 x 45°	8 x 45°	8 x 45°	3 x 90°	3 x 90°
		Rotating round punch	✓	✓	-	-	-
Material							
	Trapezoidal sheet metals up to 3 3/8" channel depth		●●	●●	●●		
	Trapezoidal sheet metals up to 6 5/16" channel depth			●●*			
	Corrugated sheet metal		●●●	●●	●	●	●
	Profiles			●			●
	Single rolled sheets		●●	●●	●●	●●	●●
	Single rolled sheets slightly curved		●●	●●	●●	●●	●●
Areas of application							
	Curve cuts		●●	●●	●●	●●	●
	Cut-outs		●	●	●●	●	

*requires optional Profile set on page 41.







●●● = best suitability ●● = optimal suitability ● = good suitability

Sheet Metal Shears




Technical data		Model Page	BLS 1.6 X 44	BLS 2.5 44	BLS 3.5 45	BLS 4.2 45
Steel up to 56,000 lbf/in ²	max gauge thickness		16	12	10	7
Steel up to 84,000 lbf/in ²	max gauge thickness		18	14	11	11
Steel up to 112,000 lbf/in ²	max gauge thickness		19	1,6	14	14
Strokes in rpm			4,000	1,500	1,500	700
Power in Watts			350	350	1,200	1,200
Weight in lbs			3,5	4,6	11,9	11,4
Equipment			✓	✓	✓	✓
	Blade cutting surfaces		4 x	4 x	2 x	2 x
	Chip suppressor		–	–	✓	✓
Material						
	Single rolled sheets		●●	●●	●●	●●
	Single rolled sheets slightly curved		●●	●●	●●	●●
Areas of application						
	Cuts		●●	●●	●●	●●
	Curve cuts		●	●	●	●

■ The right selection – made easy.

Angle Grinders

	Model	Page	Tool Ø max.	Power output	No load speed	5/8"-11		Soft start	Self-start lock
	WSG 12-125	48	5"	750	7,000	✓	✓	✓	✓
	WSG 12-150	48	6"	750	7,000	✓	✓	✓	✓
	WSG 12-70 E	48	5"	750	2,700–7,000	✓	✓	✓	✓
	WSG 20-180	49	7"	1,200	8,500	✓	✓	✓	✓
	WSG 20-230	49	9"	1,250	6,600	✓	✓	✓	✓

Die Grinders

	Model	Page	Tool Ø max.	Power output	No load speed	Chuck	METAL WORKING				
							Sanding Roughing-down	Cleaning Deburring Derusting	Brushing	Polishing	Cutting
	AHSI 636 c	53	2"	150	4,500	Drill chuck	●	●	-	-	-
	MSh 636-1	53	3/4"	150	33,500	Collets	●●	-	-	-	●●
	MSh 648-1	53	2"	420	23,000	Collets	-	-	-	-	●●

●● = optimal suitability ● = good suitability

Angle Polishers

	Model	Page	Tool Ø max.	Power output	No load speed	5/8"-11		Soft start	Self-start lock
	WPO 12-27 E	56	5/8"-11"	750	900-2,700	✓	✓	✓	✓
	WSG 12-70 E	56	5/8"-11"	750	2,700-7,000	✓	✓	✓	✓

Pipe Sanders

	RS 12-70 E	57		750	2,700-7,000	✓	✓	✓	✓
--	------------	----	--	-----	-------------	---	---	---	---

Metal Tools

Hacksaws

	STS 325 R	62							
	AStxe 649-1	62							



■ Nibblers.

FEIN nibblers are among the most compact power tools for cutting trapezoidal and corrugated sheet metals, as well as profiles. Their “slim” design makes them extremely versatile and precise in the curves. The working direction can be altered tool-free on all FEIN nibblers.

QuickIN allows for a fast, tool-free change of punches and dies. The HIGH-POWER MOTOR’s excellent efficiency provides for rapid work progress. The air vents, for example, are protected by a mesh from chips getting in when work is being done overhead. FEIN nibblers are noted – just as all

power tools from FEIN – for their uncompromising quality and reduced operational costs.

The most important fields of application: roof and facade construction, metal construction, control cabinet construction, dismantling/recycling.

Nibbler up to 18 gauge



Quick IN



AT A GLANCE

The contractors choice for metal building work

- ▶ QuickIN for a fast change of punch and die
- ▶ High cutting speed for getting the job done
- ▶ Cutting direction adjustable by 360 degrees in 45-degree steps without tools
- ▶ Very economical operation because of long tool life of punches and dies
- ▶ Optimal ergonomics
- ▶ HIGH-POWER MOTOR for supreme performance and stability
- ▶ Ideal nibbler for corrugated sheet metal up to 18 gauge

Model BLK 1.3 CS
Part Number 7 232 36

Power consumption	Watts	350
Power output	Watts	210
Strokes	rpm	1,800
Cutting speed	ft/min	7.5
Cable with plug	ft	16'
Weight	lbs	3.8
Max. cutting capacity		
Steel 56,000 lbf/in ²	Gauge	18
Steel 84,000 lbf/in ²	Gauge	21
Steel 112,000 lbf/in ²	Gauge	23
Non-ferrous metals up to 35,000 lbf/in ²	Gauge	14
Cutting width	in	3/16"
Immersion Ø with die	in	3/4"
Radius of smallest curve (inside/outside)	in	9/16"-13/16"
L x H	in	10 1/16" x 5 3/8"

Nibbler up to 16 gauge



Quick IN



AT A GLANCE

Flexible nibbler for thin sheet metals, trapezoidal sheet metals, corrugated sheet metals and profiles

- ▶ QuickIN for a fast change of punch and die
- ▶ Very economical operation because of long tool life of punches and dies
- ▶ Cutting direction adjustable by 360 degrees in 45-degree steps without tools
- ▶ Optimal ergonomics
- ▶ HIGH-POWER MOTOR for supreme performance and stability
- ▶ Profile set for all deep-channel sheet metals up to 6 5/16" channel depth

Model BLK 1.6
Part Number 7 232 32

Power consumption	Watts	350
Power output	Watts	210
Strokes	rpm	1,500
Cutting speed	ft/min	8.2
Cable with plug	ft	16'
Weight	lbs	3.9
Max. cutting capacity		
Steel 56,000 lbf/in ²	Gauge	16
Steel 84,000 lbf/in ²	Gauge	19
Steel 112,000 lbf/in ²	Gauge	22
Non-ferrous metals up to 35,000 lbf/in ²	Gauge	12
Immersion Ø with die	in	7/8"
Cutting width	in	3/16"
Radius of smallest curve (inside/outside)	in	1 3/16"-1 3/8"
L x H	in	10 1/16" x 5 7/8"

Nibbler up to 14 gauge



Quick IN



AT A GLANCE

Compact round-die nibbler, also suited for scroll and corner cutting

- ▶ Fast, precise, and powerful bite through all sheet metal up to 14 gauge
- ▶ Ideal for cut-outs: Machine can turn on the spot
- ▶ Especially well suited for cutting edged sheet metals (minimum bend radius 1/8")
- ▶ Optimally suited for template cuts
- ▶ Optimal ergonomics
- ▶ QuickIN for a fast change of punch and die
- ▶ HIGH-POWER MOTOR for supreme performance and stability

Model	BLK 2.0	
Part Number	7 232 29	
Power consumption	Watts	350
Power output	Watts	210
Strokes	rpm	1,000
Cutting speed	ft/min	8.9
Cable with plug	ft	16'
Weight	lbs	3.9
Max. cutting capacity		
Steel 56,000 lbf/in ²	Gauge	14
Steel 84,000 lbf/in ²	Gauge	17
Steel 112,000 lbf/in ²	Gauge	19
Non-ferrous metals up to 35,000 lbf/in ²	mm	2,5
Plastics depending on quality	in	1/8"
Immersion Ø with die	in	1 1/16"
Cutting width	in	3/16"
Radius of smallest curve (inside/outside)	in	3/16"-0
L x H	in	10 1/16" x 6 3/8"

Nibbler up to 10 gauge



Quick IN



AT A GLANCE

Round die for unlimited curves

- ▶ Long tool life, punches can be reground
- ▶ Ideal for cut-outs: Machine can turn on the spot
- ▶ Cutting direction adjustable in three 90-degree steps without tools
- ▶ Warp-free cutting of flat and bent sheet metal
- ▶ Optimally suited for template cuts
- ▶ QuickIN for a fast change of punch and die
- ▶ HIGH-POWER MOTOR for supreme performance and stability

Model	BLK 3.5	
Part Number	7 232 30	
Power consumption	Watts	1,200
Power output	Watts	750
Strokes	rpm	750
Cutting speed	ft/min	9.2
Cable with plug	ft	16'
Weight	lbs	7.9
Max. cutting capacity		
Steel 56,000 lbf/in ²	Gauge	10
Steel 84,000 lbf/in ²	Gauge	13
Steel 112,000 lbf/in ²	Gauge	15
Non-ferrous metals up to 35,000 lbf/in ²	Gauge	10
Immersion Ø with die	in	1 3/16"
Cutting width	in	9/16"
Radius of smallest curve (inside/outside)	in	1/4"-0
L x H	in	12 1/16" x 8 3/8"

Price includes

1 additional handle

Nibbler up to 6 gauge



Model	BLK 5.0	
Part Number	7 232 31	
Power consumption	Watts	1,200
Power output	Watts	750
Cutting speed	ft/min	9.5
Strokes	rpm	750
Cable with plug	ft	16'
Weight	lbs	8.3
Max. cutting capacity		
Steel 56,000 lbf/in ²	Gauge	6
Steel 84,000 lbf/in ²	Gauge	10
Steel 112,000 lbf/in ²	Gauge	12
Non-ferrous metals up to 35,000 lbf/in ²	Gauge	2
Plastics	in	3/16"
Immersion Ø with die	in	1 11/16"
Cutting width	in	5/16"
Radius of smallest curve (inside/outside)	in	3 3/8"-3 11/16"
L x H	in	12 11/16" x 8 7/8"

Price includes

1 additional handle

AT A GLANCE

Powerful nibbler for heavy cutting applications

- ▶ Cuts across 90-degree edges possible, for example for dismantling tanks and guard rails
- ▶ Cutting direction adjustable in three 90-degree steps without tools
- ▶ HIGH-POWER MOTOR for supreme performance and stability
- ▶ Die and punch with long service life

BLK 1.3 CS

Tool case

Metal 15 3/8" x 9 7/16" x 4 5/16"



Part Number 3 39 01 067 01 3

Cutting paste

Lubricating agents for working on sheet metals.

Part Number 3 21 32 020 12 9

Die

For corrugated sheet metal

Part Number 3 01 09 169 00 9

Punch

Up to 18 gauge steel plate (28,000 lbf/in²)

Part Number 6 36 02 050 00 0

BLK 1.6

Tool case

Metal 15 3/8" x 9 7/16" x 4 5/16"



Part Number 3 39 01 067 01 3

Cutting paste

Lubricating agents for working on sheet metals.

Part Number 3 21 32 020 12 9

Punch and die set

Set includes 1 punch 6 36 02 048 00 4 and 1 die 3 01 09 141 00 3.



Part Number 6 36 02 048 01 3

Punch

Part Number 6 36 02 048 00 4

Die

Part Number 3 01 09 141 00 3

Die holder

For trapezoidal and corrugated sheet metal.



Part Number 3 01 09 154 00 7

For trapezoidal and corrugated sheet metals.

Part Number 3 01 09 151 00 2

Profile set 160



(For deep-channel trapezoidal sheet metals 3 3/8"-6 3/4" incl. lower die, lower die holder, and upper die.

Part Number 9 26 02 071 01 9

Punch and die set

For profile set 160

Set includes wear plate, screws, and wrench

Part Number 6 36 02 049 01 7

Punch

For profile set 160



Part Number 6 36 02 049 00 8

Die

For profile set 160

Part Number 3 13 09 122 00 5

Wearing plate

For profile set 160

Part Number 3 13 09 121 00 2

BLK 2.0

Tool case

Metal 15 3/8" x 9 7/16" x 4 5/16"



Part Number 3 39 01 067 01 3

Cutting paste

Lubricating agents for working on sheet metals.

Part Number 3 21 32 020 12 9

Die

Part Number 3 13 09 040 00 2

Punch

Part Number 6 36 02 051 00 9

BLK 3.5

Tool case

Metal 15 3/8" x 8 1/4" x 5 1/2"



Part Number 3 39 01 045 01 8

Suspension eyelet

For use with balancers

Part Number 3 13 09 102 01 6

Cutting paste

Lubricating agents for working on sheet metals.

Part Number 3 21 32 020 12 9

Balancer

Detailed information on the FEIN Balancers can be found in the chapter Accessories / Balancers.



Punch

For steel up to 28,000 lbf/in²




Part Number 3 13 09 097 00 2

For stainless steel up to 56,000 lbf/in²

Part Number 3 13 09 098 00 0

Die

For steel up to 28,000 lbf/in²



Part Number 3 13 09 093 00 3

For stainless steel up to 56,000 lbf/in²

Part Number 3 13 09 094 00 1

Chip bag

Part Number 3 13 09 099 00 4

Circle and rip guide

For circular cut-outs up to Ø 30" and parallel strips up to 14 9/16".

Part Number 3 13 09 077 02 9

BLK 5.0

Tool case

Metal 15 3/8" x 8 1/4" x 5 1/2"



Part Number 3 39 01 045 01 8

Suspension eyelet

For use with balancers

Part Number 3 13 09 102 01 6

Cutting paste

Lubricating agents for working on sheet metals.

Part Number 3 21 32 020 12 9

Balancer

Detailed information on the FEIN Balancers can be found in the chapter Accessories / Balancers.



Punches and dies in a set

Up to 6 gauge steel plate (28,000 lbf/in²), consisting of: 1 punch 3 13 09 110 00 4 and 1 die 3 13 09 107 00 0

Part Number 3 13 09 110 01 3

Up to 12 gauge steel plate (42,000 lbf/in²), consisting of: 1 punch 3 13 09 134 00 6 and 1 die 3 13 09 108 00 8

Part Number 3 13 09 134 01 5

Up to 2 gauge aluminum plate (17,500 lbf/in²), consisting of: 1 punch 3 13 09 110 00 4 and 1 die 3 13 09 109 00 2

Part Number 3 13 09 110 02 9

Chip bag

Part Number 3 13 09 114 00 8

Circle and rip guide

For circular cut-outs Ø 7"-30" and parallel strips up to 15" width.

Part Number 3 13 09 077 03 5



■ Sheet Metal Shears.

FEIN shears are suited for quick cuts as well as for neat, warp-free cut-outs in sheet metals, profiles, or pipes. Curve cuts are also no problem. Another benefit: The open-fronted cutting head provides an optimal view of the cutting line – this makes precise working possible. The most important

fields of application: sheet metal shop, HVAC and electric installation.

You are a cut above the rest with the performance, reliability, and efficiency you get from FEIN sheet metal shears. The compact and lightweight construction lets you work fatigue-free

and precisely. FEIN offers four different machines just right for various sheet metal thicknesses up to 7 gauge. The most important fields of application: Metal construction, climate control, plumbing and roofing fitters, and metal working.

Sheet Metal Shear up to 16 gauge



AT A GLANCE

Easy-to-use and easily curving sheet metal shears

- ▶ Four-sided indexable blade: cleaner and burr-free cutting with low operating costs
- ▶ Excellent ergonomics and unrestricted view of the cutting line
- ▶ Good curve precision with low sheet-metal distortion
- ▶ Light and easy to use one handed shear
- ▶ For sheet metals up to 112,000 lbf/in² and stainless steels
- ▶ HIGH-POWER MOTOR for supreme performance and stability

Model BLS 1.6 X
Part Number 7 230 29

Power consumption	Watts	350
Power output	Watts	210
Strokes	rpm	4,000
Cutting speed	ft/min	16.4–26.2
Cable with plug	ft	16'
Weight	lbs	3.5
Max. cutting capacity		
Steel 56,000 lbf/in ²	Gauge	16
Steel 84,000 lbf/in ²	Gauge	18
Steel 112,000 lbf/in ²	Gauge	19
Non-ferrous metals up to 35,000 lbf/in ²		
	Gauge	14
Radius of smallest curve	in	3/16"
L x H	in	8 11/16" x 5 1/8"

Price includes

1 set of wrenches

Sheet Metal Shear up to 12 gauge



AT A GLANCE

Easy-to-use and easily curving sheet metal shears

- ▶ Four-sided indexable blade: cleaner and burr-free cutting with low operating costs
- ▶ Excellent ergonomics and unrestricted view of the cutting line
- ▶ Good curve precision with low sheet-metal distortion
- ▶ Light and easy to use one handed shear
- ▶ For sheet metals up to 112,000 lbf/in² and stainless steels
- ▶ HIGH-POWER MOTOR for supreme performance and stability

Model BLS 2.5
Part Number 7 230 26

Power consumption	Watts	350
Power output	Watts	210
Strokes	rpm	1,500
Cutting speed	ft/min	9.8–19.7
Cable with plug	ft	16'
Weight	lbs	4.6
Max. cutting capacity		
Steel 56,000 lbf/in ²	Gauge	12
Steel 84,000 lbf/in ²	Gauge	14
Steel 112,000 lbf/in ²	mm	1,6
Non-ferrous metals up to 35,000 lbf/in ²		
	Gauge	11
Radius of smallest curve	in	13/16"
L x H	in	9 3/4" x 6 1/16"

Price includes

1 set of wrenches

Sheet Metal Shear up to 10 gauge



AT A GLANCE

Powerful sheet metal shears

- ▶ Patented swarf suppresser for optimal and safe swarf removal
- ▶ Tool-free height adjustment of the plunger blade for adapting to various material thicknesses
- ▶ Excellent ergonomics and unrestricted view of the cutting line
- ▶ Two-sided indexable blade: low tool costs and simple blade changing
- ▶ HIGH-POWER MOTOR for supreme performance and stability

Model BLS 3.5

Part Number 7 230 23

Power consumption	Watts	1,200
Power output	Watts	750
Strokes	rpm	1,500
Cutting speed	ft/min	13.1–16.4
Cable with plug	ft	16'
Weight	lbs	11.9
Max. cutting capacity		
Steel 56,000 lbf/in ²	Gauge	10
Steel 84,000 lbf/in ²	Gauge	11
Steel 112,000 lbf/in ²	Gauge	14
Non-ferrous metals		
up to 35,000 lbf/in ²	Gauge	8
Radius of smallest curve	in	1 3/16"
L x H	in	12 13/16" x 9"

Price includes

1 additional handle, 1 set of wrenches

Sheet Metal Shear up to 7 gauge



AT A GLANCE

Powerful sheet metal shears

- ▶ Patented swarf suppresser for optimal and safe swarf removal
- ▶ Excellent ergonomics and unrestricted view of the cutting line
- ▶ Two-sided indexable blade: low tool costs and simple blade changing
- ▶ HIGH-POWER MOTOR for supreme performance and stability

Model BLS 4.2

Part Number 7 230 24

Power consumption	Watts	1,200
Power output	Watts	750
Strokes	rpm	750
Cutting speed	ft/min	13.1–16.4
Cable with plug	ft	16'
Weight	lbs	11.4
Max. cutting capacity		
Steel 56,000 lbf/in ²	Gauge	7
Steel 84,000 lbf/in ²	Gauge	11
Steel 112,000 lbf/in ²	Gauge	14
Non-ferrous metals		
up to 35,000 lbf/in ²	Gauge	6
Radius of smallest curve	in	1"
L x H	in	12 11/16" x 8 7/16"

Price includes

1 additional handle, 1 sharpening gauge, 3 wrenches

General Accessories

Tool case

Metal 15 3/8" x 9 7/16" x 4 5/16"



Part Number 3 39 01 067 01 3

Metal 15 3/8" x 8 1/4" x 5 1/2"

Part Number 3 39 01 045 01 8

Cutting paste

Lubricating agents for working on sheet metals.

Part Number 3 21 32 020 12 9

BLS 1.6 X

Plunger and fixed blade

For sheet metal up to 56,000 lbf/in²

Part Number 3 13 08 072 00 0

BLS 2.5

Plunger and fixed blade

For sheet metal up to 56,000 lbf/in²

Part Number 6 36 01 101 00 9

BLS 3.5

Fixed blade

For steel up to 28,000 lbf/in²

Part Number 3 13 08 136 00 2

For stainless steel up to 56,000 lbf/in²

Part Number 3 13 08 143 00 6

Plunger blade

For steel up to 28,000 lbf/in²

Part Number 3 13 08 146 00 1

For stainless steel up to 56,000 lbf/in²

Part Number 3 13 08 147 00 5

Eyelet

Part Number 3 13 08 100 01 3

BLS 4.2

Fixed blade

Part Number 3 13 08 092 00 8

Plunger blade

For steel up to 28,000 lbf/in²

Plate thickness

gauge	Part Number
7	3 13 08 096 00 7
11	3 13 08 097 00 1

For stainless steel up to 56,000 lbf/in²

Plate thickness

gauge	Part Number
14	3 13 08 098 00 9

Eyelet

Part Number 3 13 08 100 01 3



■ Angle Grinders.

FEIN angle grinders are available in various models, with disk diameters of 1/2" to 9" and with a performance range of 650 Watt to 2,000 Watt. What you can expect from FEIN angle grinders is a revolution in ergonomics,

safety at the highest level, and a standard for robustness.

Special equipment based on the angle grinders include the FEIN angle polisher, which has ensured its firm status in surface refinement thanks to its high

speed stability across the entire setting range & the FEIN pipe sander as problem solver in the area of sanding and polishing of stainless steel pipes.

Angle Grinder Ø 5"



AT A GLANCE

Compact angle grinder with 5/8"-11 spindle

- ▶ HIGH-POWER MOTOR for high grinding capacity
- ▶ For all grinding, sanding, cutting, and brushing applications
- ▶ Self-start lock prevents uncontrolled reactivation following power interruptions
- ▶ Gentle start for recoil-free and safe starting
- ▶ Spindle lock for quick tool changes

Model WSG 12-125

Part Number 7 220 96

Power consumption	Watts	1,200
Power output	Watts	750
No load speed	rpm	7,000
Cable with plug	ft	13'
Weight	lbs	4.6
Grinding wheel Ø	in	5"
Elastic backing pad Ø	in	5"
Mounting thread		5/8"-11
L x H	in	12 3/16" x 4"

Price includes

1 guard, 1 pair of flanges, 1 additional handle, 1 wrench

Angle Grinder Ø 6"



AT A GLANCE

Compact angle grinder with 5/8"-11 spindle

- ▶ HIGH-POWER MOTOR for high grinding capacity
- ▶ For all grinding, sanding, cutting, and brushing applications
- ▶ Self-start lock prevents uncontrolled reactivation following power interruptions
- ▶ Soft start for recoil-free and safe starting
- ▶ Spindle lock for quick tool changes

Model WSG 12-150

Part Number 7 220 93

Power consumption	Watts	1,200
Power output	Watts	750
No load speed	rpm	7,000
Cable with plug	ft	13'
Weight	lbs	4.6
Grinding wheel Ø	in	6"
Elastic backing pad Ø	in	6"
Mounting thread		5/8"-11
L x H	in	12 3/16" x 4"

Price includes

1 guard, 1 pair of flanges, 1 additional handle, 1 wrench

Angle Grinder Ø 5"



AT A GLANCE

Compact regulatable angle grinder/sander with 5/8"-11 spindle

- ▶ HIGH-POWER MOTOR for high grinding capacity
- ▶ Variable electronic speed control for optimal application of power
- ▶ Wide range of uses thanks to large speed range (e.g. for stainless steels)
- ▶ Self-start lock prevents uncontrolled reactivation following power interruptions
- ▶ Soft start for recoil-free and safe starting
- ▶ In conjunction with the angle polisher WPO 12-27 E, makes an ideal surface finishing combination
- ▶ Spindle lock for quick tool changes

Model WSG 12-70 E

Part Number 7 220 90

Power consumption	Watts	1,200
Power output	Watts	750
No load speed	rpm	2,700-7,000
Cable with plug	ft	13'
Weight	lbs	4.6
Grinding wheel Ø	in	5"
Elastic backing pad Ø	in	5"
Mounting thread		5/8"-11
L x H	in	12 5/16" x 4"

Price includes

1 guard, 1 pair of flanges, 1 additional handle, 1 wrench

Angle Grinder Ø 7"



AT A GLANCE

Efficient angle grinder in the 2,000 W class with 5/8"-11 spindle

- ▶ HIGH-POWER MOTOR for high grinding capacity
- ▶ Self-start lock prevents uncontrolled reactivation following power interruptions
- ▶ Soft start for recoil-free and safe starting
- ▶ For all grinding, sanding, cutting, and brushing applications
- ▶ One of the quietest angle grinders in this class
- ▶ Flattest gear head in this performance class
- ▶ Rear handle can be rotated through 4 positions
- ▶ Coolant air management offers optimal protection against dust
- ▶ Also available with dead-man's switch for maximum safety (7 221 07 29)

Model WSG 20-180
Part Number 7 221 07

Power consumption	Watts	2,000
Power output	Watts	1,250
No load speed	rpm	8,500
Cable with plug	ft	13'
Weight	lbs	9.9
Grinding wheel Ø	in	7"
Elastic backing pad Ø	in	7"
Mounting thread		5/8"-11
L x H	in	20 3/4" x 5 7/8"

Price includes

1 guard, 1 pair of flanges, 1 additional handle, 1 set of wrenches

Angle Grinder Ø 9"



AT A GLANCE

Efficient angle grinder in the 2,000 W class with 5/8"-11 spindle

- ▶ HIGH-POWER MOTOR for high grinding capacity
- ▶ Self-start lock prevents uncontrolled reactivation following power interruptions
- ▶ Soft start for recoil-free and safe starting
- ▶ For all grinding, sanding, cutting, and brushing applications
- ▶ One of the quietest angle grinders in this class
- ▶ Flattest gear head in this performance class
- ▶ Rear handle can be rotated through 4 positions
- ▶ Coolant air management offers optimal protection against dust
- ▶ Also available with dead-man's switch for maximum safety (7 221 08 29)

Model WSG 20-230
Part Number 7 221 08

Power consumption	Watts	2,000
Power output	Watts	1,250
No load speed	rpm	6,600
Cable with plug	ft	13'
Weight	lbs	9.9
Grinding wheel Ø	in	9"
Elastic backing pad Ø	in	9"
Mounting thread		5/8"-11
L x H	in	20 3/4" x 6"

Price includes

1 guard, 1 pair of flanges, 1 additional handle, 1 set of wrenches

General Accessories

Inner flange



Part Number 6 38 01 095 00 8

Outer flange
5/8"-11



Part Number 6 38 02 098 00 7

WSG 12-125

Additional handle

M 8, vibration absorbing, to reduce the vibrations during longer jobs.

Part Number 3 21 19 119 01 7

Tool case

Metal 15 3/8" x 8 1/4" x 5 1/2"



Part Number 3 39 01 045 01 8

WSG 12-150

Additional handle

M 8, vibration absorbing, to reduce the vibrations during longer jobs.

Part Number 3 21 19 119 01 7

Tool case

Metal 15 3/8" x 8 1/4" x 5 1/2"




Part Number 3 39 01 045 01 8

WSG 12-70 E

Protective hoop

For hand protection



Part Number 3 02 29 216 00 5

Additional handle

M 8, vibration absorbing, to reduce the vibrations during longer jobs.

Part Number 3 21 19 119 01 7

FEIN "Turbo II"

Detailed information on "dust-free grinding" and extensive accessories for the FEIN vacuum cleaner can be found in the chapter Accessories / Dust extractor. Easy-to-use wet and dry vacuum with automatic switching.

Universal dust extraction device

Ø 5", for fan-pattern grinding wheels, elastic backing pads, support plates, and conical twisted steel wire brushes



Part Number 9 26 02 067 01 6

Brush insert

For universal dust extraction device



Part Number 3 32 18 101 01 4

Protective suction hood
"Dust control"

Ø 5", for flexible grinding/cutting wheels



Part Number 9 26 02 068 01 4

Spark catcher

For suction hose Ø 1 1/4"



Part Number 3 13 22 489 00 1

Tool case

Metal 15 3/8" x 8 1/4" x 5 1/2"



Part Number 3 39 01 045 01 8

WSG 20-180

Protective suction hood

With guide block for cutting wheels
 Ø 7", cutting depth 1 5/16", connection
 Ø 1 1/4"



Part Number 9 06 04 008 01 3

Additional handle

M14, vibration absorbing, to reduce
 the vibrations during longer jobs.

Part Number 3 21 19 117 01 5

Tool case

Metal 27" x 9 7/16" x 6 5/16"



Part Number 3 39 01 022 01 4

WSG 20-230

Protective suction hood

With guide block for cutting wheels
 Ø 7", cutting depth 1 5/16", connection
 Ø 1 1/4"



Part Number 9 06 04 008 01 3

With guide block for cutting wheels
 Ø 9", cutting depth 2 5/16", connection
 Ø 1 1/4"

Part Number 9 06 04 009 01 7

Additional handle

M 14, vibration absorbing, to reduce
 the vibrations during longer jobs.

Part Number 3 21 19 117 01 5

Tool case

Metal 27" x 9 7/16" x 6 5/16"



Part Number 3 39 01 022 01 4



■ Die Grinders.

The FEIN die grinders are employed for grinding and polishing, for touch-up work of cutting and punching, for polishing small cast parts,

for sanding welding seams and for performing the finishing touches. As with all other products from FEIN, these devices are sturdy, easy-to-use and powerful.

The die grinders deliver smooth and straightforward surface and weld seam processing.

Die Grinder 4,500/min



AT A GLANCE

Universal die grinder for brushing, sanding, polishing, and drilling

- ▶ Compact design for easy and safe operation
- ▶ Can also be used as a drill
- ▶ Compact corner drill for working in difficult-to-reach areas
- ▶ ¹ The nominal speed of the grinding wheel has to be at least the same as the maximum speed given on the power tool

Model **AHSI 636 c**
Part Number **7 223 02**

Power consumption	Watts	280
Power output	Watts	150
No load speed	rpm	4,500
Cable with plug	ft	10'
Weight	lbs	3.3
Grinding wheel for max. Ø x width	in	2 x 3/8" ¹
Capacity in steel Ø	in	3/16"
Thread on spindle		1/2"-20 UNF
L x H	in	12" x 3"

Price includes

1 key-type chuck up to Ø 3/8", 1 neck sleeve, 1 set of wrenches

Die Grinder 33,500/min



AT A GLANCE

Universal die grinder for applications in difficult-to-reach areas

- ▶ Narrow neck for inside grinding
- ▶ Safe machine control
- ▶ Spindle with multiple bearings for quiet operation
- ▶ ¹ The nominal speed of the grinding wheel has to be at least the same as the maximum speed given on the power tool. Permitted width depending on DIN EN 12413
Please observe specifications on the grinding wheel label

Model **MSh 636-1**
Part Number **7 223 03**

Power consumption	Watts	280
Power output	Watts	150
No load speed	rpm	33,500
Cable with plug	ft	13'
Weight	lbs	3.3
Grinding wheel for max. Ø	in	3/4" ¹
L x H	in	13 9/16" x 2 7/16"

Price includes

1 collet Ø 1/4", 1 set of wrenches

Die Grinder 23,000/min



AT A GLANCE

High-performance die grinder

- ▶ Suitable for grinding disks and carbide burrs
- ▶ Spindle with multiple bearings for quiet operation
- ▶ High performance motor with impressive power
- ▶ ¹ The nominal speed of the grinding wheel has to be at least the same as the maximum speed given on the power tool. Permitted width depending on DIN EN 12413
Please observe specifications on the grinding wheel label

Model **MSh 648-1**
Part Number **7 223 14**

Power consumption	Watts	650
Power output	Watts	420
No load speed	rpm	23,000
Cable with plug	ft	13'
Weight	lbs	6.8
Grinding wheel for max. Ø	in	2" ¹
L x H	in	22 3/4" x 3 3/16"

Price includes

1 collet Ø 5/16", 1 set of wrenches

AHSI 636 c

Tool case

Metal 15 3/8" x 9 7/16" x 4 5/16"



Part Number 3 39 01 067 01 3

MSh 648-1

Collets


Depth 1 3/16"



Ø	Part Number
1/8"	6 32 07 089 00 3
1/4"	6 32 07 088 00 9

Tool case

Metal 27" x 7" x 4"



Part Number 3 39 01 021 01 1

MSh 636-1

Tool case

Metal 15 3/8" x 9 7/16" x 4 5/16"



Part Number 3 39 01 067 01 3

Support

Toolholder for Pipework



Part Number 3 18 01 010 01 2

Collets

Depth 1 3/16"



Ø	Part Number
1/8"	6 32 07 089 00 3
1/4"	6 32 07 088 00 9



■ Polisher system.

Easily achieve a rotary or linear matte, satin or #4 finish on stainless, aluminum, brass and copper. Everything you need to grind, blend, smooth, level, clean, descale, deburr, and polish.

FEIN's variable-speed, electronically controlled constant torque motors produce consistent, uniform surfaces. Tools switch easily from linear to rotary operation. Ergonomic, multi-position handles assure operator comfort.

Choose the tool and specialized accessory kit that best fits your application: WPO 12-27E-PS Angle Polisher, WSG 12-70E-PS Angle Grinder/Polisher or RS 12-70E-PS Pipe Polisher.

Professional Set Stainless Steel



AT A GLANCE

FEIN professional set including polisher and a broad range of accessories

- ▶ HIGH-POWER MOTOR for supreme performance and stability
- ▶ Variable electronic speed control for optimal effectiveness of the tool utilized
- ▶ Includes a work arbor suited for a full-fledged longitudinal satin-finish
- ▶ Maximum speed stability at any load, throughout the entire setting range
- ▶ Ergonomic handle for fatigue-free and comfortable working
- ▶ Self-start lock prevents uncontrolled reactivation following power interruptions
- ▶ Spindle lock for quick tool changes
- ▶ Accessory sets available for a broad range of applications

Model		WPO 12-27 E-PS	WSG 12-70 E-PS*
Part Number		7 220 91 50	7 220 90 50
Power consumption	Watts	1,200	1,200
Power output	Watts	750	750
No load speed	rpm	900–2,700	2,700–7,000
Cable with plug	ft	13'	13'
Weight	lbs	5	4.6
Polishing disc Ø	in	10"	–
Grinding wheel Ø	in	–	5"
Elastic backing pad Ø	in	–	5"
Mounting thread		5/8"-11	5/8"-11
L x H	in	12 5/16" x 5 1/4"	12 5/16" x 4"

Price includes
1 WPO 12-27 E or WSG 12-70 E, 1 handle; 1 extension handle, 1 hand guard, 1 4" arbor for cylinder and wheel, 1 5/8" arbor, 1 metal carrying case, 1 complete Basic Set (page 60)

Angle Polisher up to 2,700 rpm



AT A GLANCE

With 5/8"-11 spindle for final sanding, fine brushing, matting and polishing

- ▶ HIGH-POWER MOTOR for supreme performance and stability
- ▶ Self-start lock prevents uncontrolled reactivation following power interruptions
- ▶ Variable electronic speed control for optimal effectiveness of the tool utilized
- ▶ Includes a work arbor suited for a full-fledged longitudinal satin-finish
- ▶ Maximum speed stability at any load, throughout the entire setting range
- ▶ Spindle lock for quick tool changes
- ▶ Soft start for recoil-free and safe starting
- ▶ In conjunction with the angle polisher WSG 12-70 E, makes an ideal surface finishing treatment combination

Model		WPO 12-27 E
Part Number		7 220 91
Power consumption	Watts	1,200
Power output	Watts	750
No load speed	rpm	900–2,700
Cable with plug	ft	13'
Weight	lbs	5
Polishing disc Ø	in	10"
Mounting thread		5/8"-11
L x H	in	12 5/16" x 5 1/4"

Price includes
1 additional handle

Angle Polisher/Grinder up to 7,000 rpm



AT A GLANCE

Compact regulatable angle polisher/grinder with 5/8"-11 spindle

- ▶ HIGH-POWER MOTOR with enormous staying power for high grinding capacity
- ▶ Variable electronic speed control for optimal application of power
- ▶ Wide range of uses thanks to large speed range (e.g. for stainless steels)
- ▶ Self-start lock prevents uncontrolled reactivation following power interruptions
- ▶ Soft start for recoil-free and safe starting
- ▶ In conjunction with the angle polisher WPO 12-27 E, makes an ideal surface finishing treatment combination
- ▶ Spindle lock for quick tool changes

Model		WSG 12-70 E*
Part Number		7 220 90
Power consumption	Watts	1,200
Power output	Watts	750
No load speed	rpm	2,700–7,000
Cable with plug	ft	13'
Weight	lbs	4.6
Grinding wheel Ø	in	5"
Elastic backing pad Ø	in	5"
Mounting thread		5/8"-11
L x H	in	12 5/16" x 4"

Price includes
1 protective suction hood, 1 pair of flanges, 1 additional handle, 1 wrench

* The rated speed of the accessory must be at least equal to the maximum speed marked on the power tool. Accessories running faster than their rated speed can fly apart.

Professional Set Pipe Sander



AT A GLANCE

FEIN professional set RS 12-70 E-PS with basic equipment and a metal case

- ▶ One of the most powerful pipe sanders commercially available
- ▶ HIGH-POWER MOTOR for supreme performance and stability
- ▶ Extremely high abrasion performance
- ▶ Cutting speed up to 72 ft/sec
- ▶ Sanding and polishing as quick as possible
- ▶ Uses range from rough grinding to mirror polish
- ▶ Sanding of pipe arcs in just two passes
- ▶ Tracking stability by precise belt guides
- ▶ Tool-free belt change
- ▶ Self-start lock prevents uncontrolled reactivation following power interruptions

Model RS 12-70 E-PS
Part Number 7 221 13 51

Power consumption	Watts	1,200
Power output	Watts	750
No load speed	rpm	2,700–7,000
Cutting speed	ft/sec	72'
Minimum wall clearance	in	2"
Weight	lbs	8.3
Cable with plug	ft	13'
Pipes up to Ø	in	5/16"–3 1/8"
L x H	in	19 1/8" x 6 1/8"

Price includes

20 sanding belts, 13/26" x 32 1/16" grit 120 and grit 180,
20 sanding belts, 1 9/16" x 32/16", grit 120 and grit 180,
5 fleece belts, 13/16" x 32 5/16", very fine 280,
1 metal tool case

Pipe Sander 1,200 W



AT A GLANCE

Pipe sander for sanding and polishing stainless steel pipes

- ▶ One of the most powerful pipe sanders commercially available
- ▶ HIGH-POWER MOTOR for supreme performance and stability
- ▶ Extremely high abrasion performance
- ▶ Cutting speed up to 72 ft/sec
- ▶ Sanding and polishing as quick as possible
- ▶ Uses range from rough grinding to mirror polish
- ▶ Sanding of pipe arcs in just two passes
- ▶ Tracking stability by precise belt guides
- ▶ Tool-free belt change
- ▶ Self-start lock prevents uncontrolled reactivation following power interruptions

Model RS 12-70 E
Part Number 7 221 13 50

Power consumption	Watts	1,200
Power output	Watts	750
No load speed	rpm	2,700–7,000
Cutting speed	ft/sec	72'
Minimum wall clearance	in	2"
Weight	lbs	8.3
Cable with plug	ft	13'
Pipes up to Ø	in	5/16"–3 1/8"
L x H	in	19 1/8" x 6 1/8"

General Accessories
WPO 12-27 E, WSG 12-70 E*

Protective hoop
For hand protection



Part Number 3 02 29 216 00 5

Inner flange



Part Number 6 38 01 095 00 8

Outer flange
5/8"-11"



Part Number 6 38 02 098 00 7

Additional handle

M 8, vibration absorbing, to reduce the vibrations during longer jobs.

Part Number 3 21 19 119 01 7

FEIN "Turbo II"

Detailed information on "dust-free grinding" and extensive accessories for the FEIN vacuum cleaner can be found in the chapter Accessories / Dust extractor. Easy-to-use wet and dry vacuum with automatic switching.

Universal dust extraction device

5" for fan-pattern grinding wheels, elastic backing pads, support plates, and conical twisted steel wire brushes



Part Number 9 26 02 067 01 6

Brush insert

For universal dust extraction device



Part Number 3 32 18 101 01 4

Protective suction hood
"Dust control"

5" for flexible grinding/cutting wheels



Part Number 9 26 02 068 01 4

Spark catcher

For suction hose Ø 1 1/4"



Part Number 3 13 22 489 00 1

Holder

For side handle, 360° rotatable



Part Number 3 30 21 102 02 2

****Work arbor**

For satin-finishing tools (cylinder and roller), clamp range 4"; chuck Ø 3/4"



Part Number 6 38 03 068 02 0

Clamping flange for polishing rings, abrasive fleece wheels, buffer, and polishing wheels with 14 mm chuck, clamping range 1/16"-2"



Part Number 6 38 03 069 02 0

Clamping flange for polishing rings, abrasive fleece wheels, buffer, and polishing wheels clamping range 1/16"-2" with 5/8"-11 chuck



Part Number 6 38 03 070 02 0

Tool case

Metal 15 3/8" x 8 1/4" x 5 1/2"



Part Number 3 39 01 045 01 8

Intensive cleaner

fl.oz. **Part Number**
16.6 **6 37 26 004 01 3**

Polishing liquid

fl.oz. **Part Number**
16.6 **6 37 26 005 01 7**

Sealing

fl.oz. **Part Number**
13 **6 37 26 006 01 0**

Polishing set

Part Number 6 38 06 178 02 7

Accessory sets
WPO 12-27 E, WSG 12-70 E*

Basic set

Consisting of: 1 fleece sanding cylinder (4" x 4", grit 100/60); 1 lamellar fleece cylinder, (4" x 4" grit 180); 1 sanding fleece, waved, (1 3/16" x 6", M 14); 1 work arbor 1/16"-2"; 10 sanding fleeces with H&L (Ø 4.5", fine); 1 supporting place with H&L (Ø 4.5", 5/8"-11); 1 Twisted round brush (Ø 4.5", 5/8"-11); 2 wrenches.



Part Number 6 37 21 006 03 0

Required:

Work arbor 6 38 03 068 02 0 and holder 3 30 21 102 02 2

Pipe set

Consisting of: 1 sanding belt roll (4" x 2 3/4"), 10 sanding belts (23 5/8" x 1 3/16", grit 60), 10 sanding belts (23 5/8" x 1 3/16", grit 120), 1 fleece belt (23 5/8" x 1 3/16", medium), 1 fleece belt (23 5/8" x 1 3/16", fine), 1 adhesive strip for sanding belts.




Part Number 6 38 06 181 02 2

Required:

Work arbor 6 38 03 068 02 0 and holder 3 30 21 102 02 2

Matting set

Consisting of: 1 lamellar sanding disc (6" x 2", coarse, grit 40), 1 lamellar sanding disc, (6" x 2", medium, grit 60), 1 lamellar sanding disc (6" x 2", fine, grit 80), 1 work arbor (1/16"-2"), 2 wrenches.



Part Number 6 37 21 003 03 0

Polishing set

Consisting of: 1 polishing ring (6" x 1 3/16", sisal/cloth), 2 polishing rings (6" x 3/16", firm cloth), 2 polishing rings (6" x 3/16", soft cloth), 1 brush paste for sisal/cloth (yellow), 1 prepolishing paste for firm cloth (orange), 1 coloring paste for soft cloth (white), 1 work arbor (1/16"-2"), 2 wrenches.



Part Number 6 37 23 011 03 0

Required: Holder 3 30 21 102 02 2

*The rated speed of the accessory must be at least equal to the maximum speed marked on the power tool. Accessories running faster than their rated speed can fly apart.

**Accessories for use with WPO 12-27 E (PS)

**Accessories
For The Basic Equipment
WPO 12-27 E, WSG 12-70 E***

****Elastic sanding cylinder
4" x 4"**



Grit	Model	Part Number
60	course	6 37 21 006 01 2
180	fine	6 37 21 007 01 6

****Lamellar fleece cylinder
4" x 4"**



Grit	Model	Part Number
60/100	mixed	6 37 21 015 01 0
100	medium	6 37 21 008 01 4
180	fine	6 37 21 009 01 8
280	very fine	6 37 21 010 01 0

Sanding fleece

With corrugated folds, width 1 3/16", bore hole 14 mm, for light finishing work, derusting, polishing, and decorative work



Ø	Part Number
6"	6 37 23 021 01 3
8"	6 37 23 022 01 6

Sanding fleeces with H&L

Ø 4.5", firm, with H&L, for use with support plate 6 38 06 184 01 0



Grit	qty	Part Number
course	10	6 37 32 001 01 8
medium	10	6 37 32 002 01 1
fine	10	6 37 32 003 01 5

Support plate

With H&L, for working with sanding fleece, 5/8"-11



Ø	Part Number
4.5"	6 38 06 184 01 0

Twisted round brush

Ø 4.5", 5/8"-11



Part Number
6 37 22 050 01 0

**Pipe processing
WPO 12-27 E**

Sanding belt roll

4" x 2 3/4"



Part Number
6 38 06 181 01 6

Sanding belts

23 5/8" x 1 3/16"



Grit	qty	Part Number
60	10	6 37 14 044 01 0
120	10	6 37 14 045 01 4
240	10	6 37 14 046 01 7

Adhesive strip

For sanding belts 164' ft

Part Number
6 38 09 004 01 9

Fleece belts

23 5/8" x 1 3/16"



Model	Part Number
course	6 37 14 047 01 1
medium	6 37 14 048 01 9
fine	6 37 14 049 01 3

Viennese chalk

Special steel cleaning powder to remove polishing paste and finger prints, 2.2 lbs

Part Number
6 37 26 007 01 4

**Matting
WPO 12-27 E**

Abrasive fleece wheels

Ø 6", width 2", bore 14 mm for eliminating minor blemishes and producing a matte finish



Part Number
6 37 21 003 01 7

For medium brush applications

Part Number
6 37 21 004 01 5

For fine brush applications

Part Number
6 37 21 005 01 9

**Polishing
WPO 12-27 E**

Polishing rings, Sisal, cloth

For – fine finishing/brushing and leveling of non-ferrous metals following preliminary sanding with grit 240–280 using polishing paste "yellow". – fine finishing/brushing and leveling of iron/steel, and stainless steel following preliminary sanding with grit 280–320 using polishing paste "yellow" – matte-shining/brushing non-ferrous metals, iron/steel, and stainless steel using polishing paste "yellow". – Preliminary polishing of iron/steel and stainless steel with preliminary polishing paste "orange" width about 1 3/16", 14 mm bore



Ø	Part Number
6"	6 37 23 011 01 4
8"	6 37 23 012 01 7

Polishing rings, firm cloth

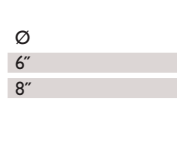
Width approx. 3/16", bore hole 14 mm, for preliminary polishing and polishing of non-ferrous metals, iron/steel, stainless steel with preliminary polishing paste "orange"



Ø	Part Number
6"	6 37 23 013 01 1
8"	6 37 23 015 01 3

Polishing rings, soft cloth

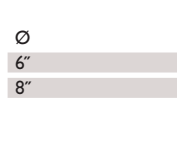
Width approx. 3/16", bore hole 14 mm, for soft cloth, for high-gloss polishing of non-ferrous metals, iron/steel, stainless steel, and chrome, "white"



Ø	Part Number
6"	6 37 23 014 01 9
8"	6 37 23 016 01 6

Polishing rings, fleece, extra soft

Width approx. 3/16", bore hole 14 mm, for final polishing of non-ferrous metals, iron/steel, stainless steel, and many other plastics, "white"



Ø	Part Number
6"	6 37 23 019 01 2
8"	6 37 23 020 01 4

Polishing wheel Ø 6", width 2 3/8", elastic

For secondary polishing, grit 16 (course), soft, "green"



Part Number
6 37 13 013 01 8

For delicate surfaces, grit 24 (medium), soft, "blue"

Part Number
6 37 13 015 01 0

For fine polishing, grit 46 (fine), soft, "brown"

Part Number
6 37 13 016 01 3

Required: Work arbor

Part Number
6 38 03 069 02 0

*The rated speed of the accessory must be at least equal to the maximum speed marked on the power tool. Accessories running faster than their rated speed can fly apart.

**Accessories for use with WPO 12-27 E (PS)

Brushing paste

“Yellow”, for Sisal/cloth for matte-shining of non-ferrous metals, iron/steel, and stainless steel



Part Number 6 37 26 001 01 8

Pre-polishing paste

“Orange”, for firm cloth, for matte-shining and polishing of non-ferrous metals, iron/steel, and stainless steel



Part Number 6 37 26 002 01 1

Rumple paste

“White”, for soft cloth, for high-gloss polishing of non-ferrous metals, iron/steel, stainless steel, and chrome



Part Number 6 37 26 003 01 5

Viennese chalk

Special steel cleaning powder to remove polishing paste and finger prints, 2.2 lbs

Part Number 6 37 26 007 01 4

Nettle buffer / Flannel buffer

Ø 6”, width 1 3/16” consisting of two parts for non-ferrous metals, iron/steel, chrome – for prepolishing and polishing with prepolishing paste “white”



Model	Part Number
Nettle	6 37 23 004 01 0
Flannel	6 37 23 005 01 4

Required: Work arbor
Part Number 6 38 03 066 02 4

**Pipe processing
RS 12-70 E**

Basic set

2 x 10 sanding belts, 1 3/16” x 32 1/16”, P 120/P180, 2 x 10 sanding belts, 1 3/16” x 32 1/16”, P 120 and P180, 5 fleece belts, 1 3/16” x 32 5/16”, very fine 280



Part Number 6 37 14 050 02 1

Polishing set

2 x 10 sanding strips, 1 3/16” x 32 1/16”, P320 and P400, 1 x 3 polishing belts, 1 3/16” x 32 1/16”, 1 pre-polishing cream, red (6.7 fl. oz.), 1 tube coloring paste, white (6.7 fl. oz.)



Part Number 6 37 14 052 02 3

Sanding belts

1 3/16” x 32 1/16”,



Grit	qty	Part Number
120	10	6 37 14 050 01 5
180	10	6 37 14 051 01 4
320	10	6 37 14 052 01 7
400	10	6 37 14 053 01 1

1 3/16” x 32 1/16”,

Grit	qty	Part Number
120	10	6 37 14 054 01 9
180	10	6 37 14 055 01 3

Fleece belts

1 3/16” x 32 1/16”,



Grit	qty	Part Number
80	5	6 37 14 056 01 6
120	5	6 37 14 057 01 0
280	5	6 37 14 058 01 8

Polishing belts

1 3/16” x 32 1/16”, pack of 3



Part Number 6 37 26 010 01 8

Pre-polishing paste

Red



Part Number 6 37 26 008 01 2

Coloring paste

White



Part Number 6 37 26 009 01 6

Viennese chalk

Special steel cleaning powder to remove polishing paste and finger prints, 2.2 lbs

Part Number 6 37 26 007 01 4

Guide pulleys

For confined spaces, minimum wall distance 2”

Part Number 3 13 35 017 01 1

Metal tool case

Unfilled

Part Number 3 39 01 022 03 6



■ Hacksaws.

FEIN hacksaws perform well in heavy duty use. We also have the right hacksaws for extra large

diameters. Using specialized saw blades and clamping devices, you can work on ductile cast-iron

pipe with diameters ranging from 3 1/8" to 24".

Pneumatic Hacksaw for pipes up to Ø 24"



AT A GLANCE

Compressed air hacksaw for pipes and profiled sections

- ▶ Ideally suited for trimming pipes and profiles made of steel, cast-iron, autoclaved aerated concrete, and plastics
- ▶ Clamp and feed device available for profiles and pipes from Ø 3 1/8" to Ø 24"
- ▶ Adjustable clamping devices permit mitre cuts up to 45° as well
- ▶ Chain extension available

Model **STS 325 R**

Part Number 7 534 08

Operating pressure	psi	87
Air consumption	cfm	51.2
Power output	W	1,100
Strokes	rpm	330
Stroke of blade	in	2 3/8"
Weight	lbs	15.4

Max. cutting capacity

Pipes up to Ø	in	24"
Profiles up to W x H	in	11 27/64" x 21 11/16"
L x H	in	18 3/4" x 6 3/4"

Price includes

2 saw blades, 1 set of wrenches, 1 additional handle, 1 hose coupling

Hacksaw for pipes up to Ø 24"



AT A GLANCE

Powerful hacksaw for pipes and profiled sections.

- ▶ Ideally suited for trimming pipes and profiles made of steel, cast-iron, autoclaved aerated concrete, and plastics
- ▶ Clamp and feed device available for profiles and pipes from Ø 3 1/8" to Ø 24"
- ▶ Adjustable clamping devices permit mitre cuts up to 45° as well
- ▶ Especially suitable for sandwich material and layers of different materials
- ▶ Chain extension available
- ▶ Variable electronic speed control for optimal cutting speed

Model **AStxe 649-1**

Part Number 7 234 23

Power consumption	W	750
Power output	W	480
Strokes	rpm	100–350
Stroke of blade	in	2 3/8"
Cable with plug	ft	8'
Weight	lbs	13.6

Max. cutting capacity














Pipes up to Ø	in	24"
Profiles up to W x H	in	11 27/64" x 21 11/16"
L x H	in	592 x 6 3/4"

Price includes

2 saw blades, 1 additional handle, 1 set of wrenches

Hacksaw Blades

Dimensions

Length in.	Teeth per inch	Thickness in.	For non-ferrous metals and steel up to 28.4 sh. ton/sq. in.	For steel with more than	Maximum diameter of cut	Net weight lbs.	Old number	Part number
 8"	21	1/16"	Steel Sheet	Steel Sheet	3 1/2"	0.13	Z22-11 HSS	6 35 03 067 00 6 HSS
 8"	16	1/16"	x	x	3 1/8"	0.13	Z22-10 HSS	6 35 03 066 00 2 HSS
 8"	8	1/16"	x (AL) Plastic		3 1/8"	0.13	Z22-9 HSS	6 35 03 065 00 9 HSS
C  12"	16	1/16"	x	x	6 5/8" ³	0.13	Z22-6 HSS	6 35 03 063 00 7 HSS
 12"	12	1/16"	x	x	6 5/8" ¹	0.176	Z22-31 HSS	6 35 03 070 00 0 HSS
 12"	4	1/16"	Asbestos Cement	x	6 5/8" ³	0.176	Z22-71 HSS	6 35 03 071 11 9 HSS-SL
C  15 3/4"	16	1/16"	x	x	10 1/4" ¹	0.27	Z22-7 HSS	6 35 03 064 00 5 HSS
 15 3/4"	8	1/16"	x (Al) Plastic	x	10 1/4" ³	0.275	Z22-29 HSS	6 35 03 068 00 4 HSS
C  19 3/4"	16	5/64"	x	x	13 3/4" ²	0.4	Z22-72 HSS	6 35 03 072 00 2 HSS
 20 7/8"	12	1/16"	x	x	14 3/4" ²	0.37	Z22-30 HSS	6 35 03 069 00 8*) HSS
 20 7/8"	4	1/16"	Asbestos Cement		14 3/8" ²	0.37	Z22-40 HSS	6 35 03 040 00 3*) HSS
C  23 5/8"	16	5/64"	x	x	17 5/16" ²	0.46	Z22-73 HSS	6 35 03 073 00 6 HSS
 23 5/8"	8	5/64"	x Asbestos Cement	x	17 5/16" ²	0.46	Z22-74 HSS	6 35 03 074 02 0 HSS
 30 3/8"	12	5/64"	x	x	24" ³	0.66	Z22-75 HSS	6 35 03 075 06 0 HSS
 15 3/4"	4	1/16"	Wood	x	x	0.29	Z22-32 WS	6 35 03 032 00 6 WS

* For use with blade guide 9 06 06 002 00 9

¹ With clamping device 9 07 02 004 00 6

² With extension chain 3 02 31 003 00 3

³ With extension chain 3 02 31 008 00 0

C Available with carbide coating



Driving Screws More Effectively.




Modern power screwdrivers have transformed tiresome and time-consuming manual labor into a quick, almost effortless task. FEIN screwdrivers allow you to work safely, methodically and rapidly from start to finish until the screw is snugly fastened. And let us not forget the features that make your work that much easier: low weight, top-flight ergonomics and

balance, which make them easy-to-use even under difficult conditions with little noise.

Regardless of whether you are working in industry, drywall, metal construction, wood building or other work around the home, FEIN has just the right screwdriver for every fastening application. Choose the screwdriver of your liking from the overview table on page 66.

■ Universal Screwdriver	P. 68
■ Tek Screwdrivers	P. 69
■ Drywall Screwdrivers	P. 70
■ Deck Screwdriver	P. 71
■ Tappers	P. 74-76

■ The right machine for every screw.

	Model	Page	Screws with thread	Self-tapping screws	Wood and dowel screws	Particle board and wooden construction screws	High-speed construction screws	Self-drilling screw, wing teks	Self-tapping screws	Tapping screws	Corner width in
 <p>Single jaw clutch</p> <p>Universal Screwdriver</p>	SCU 7-9	68	1/8"–1/4"	1/8"–1/4"*	3/32"–5/16"	1/8"–5/16"		5/32"–1/4"*	1/8"–1/4"	1/8"–1/4"	7/8"

Tek Screwdrivers

 <p>Single jaw clutch</p>	SCS 4.8-25	69			1/8"–1/4"*	1/8"–1/4"*	1/8"–3/16"*	1/8"–3/16"*	1/8"–3/16"	1/8"–3/16"	7/8"
--	-------------------	----	--	--	------------	------------	-------------	-------------	------------	------------	------

 <p>Single jaw clutch</p>	SCS 6.3-19 x	69			1/8"–1/4"*	1/8"–1/4"*		5/32"–1/4"*	1/8"–1/4"*	1/8"–1/4"*	7/8"
---	---------------------	----	--	--	------------	------------	--	-------------	------------	------------	------

Drywall/Deck Screwdrivers

 <p>Stop clutch</p>	SCT 5-40	70			1/8"–3/16"*	1/8"–3/16"*	1/8"–3/16"*				7/8"
--	-----------------	----	--	--	-------------	-------------	-------------	--	--	--	------

 <p>Stop clutch</p>	SCT 5-40 M	70				1/8"–3/16"	1/8"–3/16"				7/8"
--	-------------------	----	--	--	--	------------	------------	--	--	--	------

 <p>Stop clutch</p>	SCT 6-25	71			1/8"–1/4"	1/8"–1/4"	1/8"–3/16"				7/8"
--	-----------------	----	--	--	-----------	-----------	------------	--	--	--	------

* with depth stop



■ Screwdrivers.

FEIN Universal Screwdriver.

- power-sensitive clutch
- adjustable torque
- work with and without depth stop.

FEIN Tek Screwdrivers.

- for self-drilling screws
- can be used with torque stop or depth stop
- very low noise
- excellent ergonomics
- low weight
- ideal product for roof, wall, and facade construction.

FEIN Drywall Screwdrivers.

- low weight
- able to handle extreme loads
- optimal ergonomics
- depth stop for best screwdriving results
- selective with silent CLIC-STOP clutch or with FEIN universal clutch.
- also available as autofeed screwdriver weighing only 3.5 lbs.

Universal Screwdriver up to 5/16"



AT A GLANCE

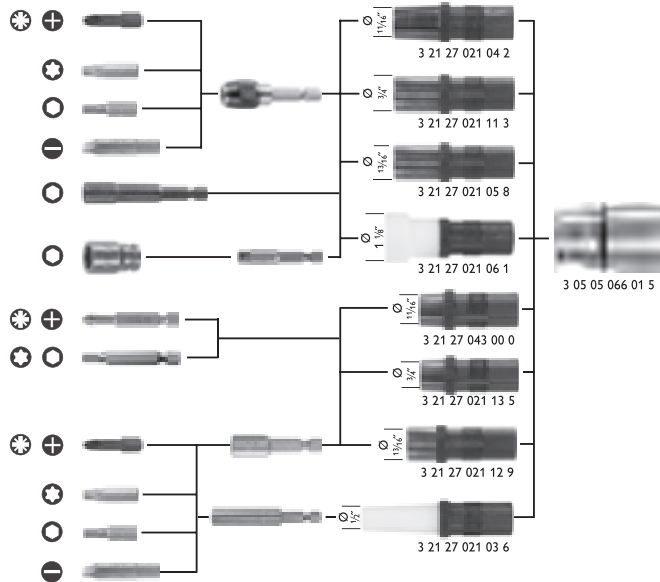
Universal screwdriver with adjustable clutch

- ▶ Optimal screwdriving results from a force-sensitive, externally-adjustable FEIN universal clutch
- ▶ Can be used for almost every screwdriving application
- ▶ Excellent ergonomics for fatigue-free and comfortable working
- ▶ High-performance HIGH-POWER MOTOR, ensuring powerful screwdriving for the full depth of the screw
- ▶ Variable electronic speed control for optimal spot-drilling and screwdriving
- ▶ Lockable clutch
- ▶ Integral forward/reverse switch for comfortable handling
- ▶ Depth stop accessory for precise screw depth settings also available

Model	SCU 7-9	
Part Number	7 210 94	
Power consumption	W	400
Power output	W	210
Full load speed	rpm	0–600
No load speed	rpm	0–900
Max. torque		
by clutch	in/lbs.	160
with fixed drive	in/lbs.	250
Cable with plug	ft	16'
Weight	lbs	3.5
Dowel Ø	in	1/2"
Screw Ø	in	5/16"
Chuck		1/4"
L x H	in	12 3/8" x 6 9/16"

Price includes

- 1 bit for Phillips screws size 2 Pozidriv (Form Z)
- 1 x additional handle



Depth stops

Whenever the situation allows, the benefits of a depth stop (consisting of a sleeve socket assembly along with a choice of a stop sleeve) should be taken advantage of. Precise setting of the driving depth, steady and even rows of screws, no thread stripping or overdriving of screws, reduced tool wear.

Tek Screwdriver up to 3/16"



AT A GLANCE

Screwdriver, optimal speed for self-drilling screws

- ▶ One of the lightest screw drills in its class
- ▶ Adjustable universal clutch for optimal configuration of torque when working without depth stop
- ▶ Power-sensitive universal clutch
- ▶ HIGH-POWER MOTOR for supreme performance and stability
- ▶ Best fastening results, working either with or without depth stop
- ▶ Relaxed working with practical hand strap
- ▶ Variable electronic speed control for optimal spot-drilling and screwdriving

Model SCS 4.8-25

Part Number 7 213 04

Power consumption	W	450
Power output	W	250
Full load speed	rpm	0–2,000
No load speed	rpm	0–2,500
Max. torque	in/lbs.	142
Cable with plug	ft	16'
Weight	lbs	2.8

Screw Ø	in	3/16"
Quick-change chuck		1/4"
L x H	in	11" x 6 3/4"

Price includes

1 depth stop, 1 magnetic chuck for 1/4" bits, 1 Bit 1/4" size 2 / Phillips (form H), extra-hard, 1 hand strap, 1 belt clip

Tek Screwdriver up to 3/4"



AT A GLANCE

Screwdriver with ideal speed for self drilling screws

- ▶ Excellent ergonomics for fatigue-free and comfortable working
- ▶ Relaxed working with practical hand strap
- ▶ Variable electronic speed control for optimal cautious screwdriving
- ▶ HIGH-POWER MOTOR for supreme performance and stability
- ▶ Optimal screwdriving results using depth stop
- ▶ FEIN clutch completes every screwdriving application with a soft ratcheting
- ▶ Integral forward/reverse switch for comfortable handling

Model SCS 6.3-19 x

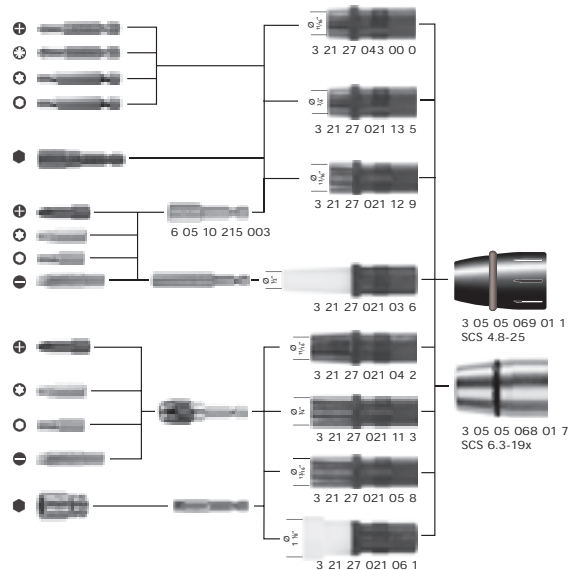
Part Number 7 213 09

Power consumption	W	400
Power output	W	220
Full load speed	rpm	0–1,300
No load speed	rpm	0–1,900
Max. torque	in/lbs.	160
Cable with plug	ft	16'
Weight	lbs	3.5

Screw Ø	in	1/4"
Quick-change chuck		1/4"
L x H	in	12 3/8" x 6 1/16"

Price includes

1 depth stop, 1 insert for hexagon bolts, 1 hand strap



Depth stops

Whenever the situation allows, the benefits of a depth stop (consisting of a sleeve socket assembly along with a choice of a stop sleeve) should be taken advantage of. Precise setting of the driving depth, steady and even rows of screws, no thread stripping or overdriving of screws, reduced tool wear.

Drywall Screwdriver up to 3/16"



AT A GLANCE

Professional screwdriver for drywall and interior work with quiet stopping feature

- ▶ One of the lightest professional screwdrivers in its class
- ▶ FEIN sensitive handle
- ▶ Relaxed working with practical hand strap
- ▶ Patented FEIN CLIC-STOP clutch for quiet stops
- ▶ Simple-to-adjust and replaceable depth stop
- ▶ Depth stop sleeve with dust-proof protection
- ▶ Point placement accuracy with infinitely variable electronic speed setting
- ▶ Rapid changeover to collated strips
- ▶ HIGH-POWER MOTOR for supreme performance and stability

Model SCT 5-40
Part Number 7 213 01

Power consumption	W	450
Power output	W	250
Full load speed	rpm	0–2,700
No load speed	rpm	0–4,000
Max. torque	in/lbs.	106
Cable with plug	ft	16'
Weight	lbs	2.8
Screw Ø	in	3/16"
Chuck		1/4"
L x H	in	10 1/16" x 6 3/4"

Price includes

1 hand strap, 1 belt clip, 1 depth stop, dust-proof, 1 magnetic chuck for 1/4" bits, 1 bit 1/4" size 2 / Phillips (form H), with dust-protection ring

Autofeed Screwdriver up to 3/16"



Quick IN



AT A GLANCE

Autofeed screwdriver for drywall and interior work, 6 times faster than non-autofeed tool

- ▶ QuickIN for tool-free removal collated strips, setting of screw length and driving depth as well as quick cleaning
- ▶ One of the lightest autofeed screwdrivers on the market
- ▶ Use with or without FEIN Autofeed
- ▶ Collated strip can be turned 360° for confined places
- ▶ Relaxed working with practical hand strap
- ▶ Patented screw transport system
- ▶ Anti-slippage surface for accurate placement on smooth surfaces
- ▶ Ideally suited for single-hand use
- ▶ Silent FEIN CLIC-STOP clutch
- ▶ TWO-IN-ONE equipment with additional depth stop for not collated screws
- ▶ Variable electronic speed control
- ▶ FEIN HIGH-POWER MOTOR

Model SCT 5-40 M
Part Number 7 213 06 50

Power consumption	W	450
Power output	W	250
Full load speed	rpm	0–2,700
No load speed	rpm	0–4,000
Max. torque	in/lbs.	106
Cable with plug	ft	16'
Weight	lbs	3.5
Screw Ø	in	3/16"
Screw length	in	1"–2 1/4"
Quick-change chuck		1/4"
L x H	in	16 3/8" x 6 7/16"

Price includes

1 bit 1/4" size 2 / Phillips (Form H), long, 1 depth stop, 1 magnetic chuck for 1/4" bits, 1 bit 1/4" size 2 / Phillips (form H), with dust-protection ring, 1 hand strap, 1 belt clip, 1 metal tool case.

Deck Screwdriver up to 1/4"



Model SCT 6-25
Part Number 7 213 03

Power consumption	W	450
Power output	W	250
Full load speed	rpm	0–2,000
No load speed	rpm	0–2,500
Max. torque	in/lbs.	142
Cable with plug	ft	16'
Weight	lbs	2.8

Screw Ø	in	1/4"
Chuck		1/4"
L x H	in	11" x 6 3/4"

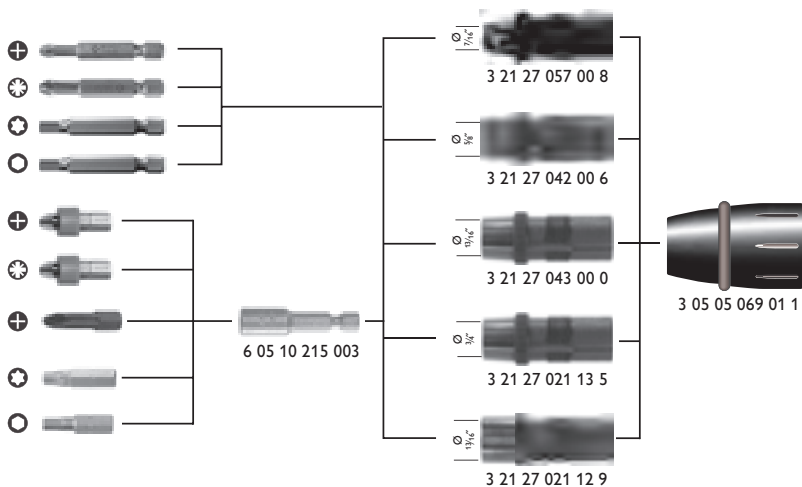
Price includes

1 hand strap, 1 belt clip, 1 depth stop, dust-proof, 1 magnetic chuck for 1/4" bits, 1 bit 1/4" size 2 / Phillips (form H), with dust-protection ring

AT A GLANCE

Powerful professional screwdriver for drywall, interior, and carpentry

- ▶ One of the lightest professional screwdrivers in its class
- ▶ FEIN sensitive handle
- ▶ Relaxed working with practical hand strap
- ▶ Patented FEIN CLIC-STOP clutch for quiet stops
- ▶ Simple-to-adjust and replaceable depth stop for precise fastening work
- ▶ Stop sleeve with dust-proof protection
- ▶ Point placement accuracy with infinitely variable electronic speed setting
- ▶ Rapid changeover to collated strips
- ▶ HIGH-POWER MOTOR for supreme performance and stability



Depth stops

Whenever the situation allows, the benefits of a depth stop (consisting of a sleeve socket assembly along with a choice of a stop sleeve) should be taken advantage of. Precise setting of the driving depth, steady and even rows of screws, no thread stripping or overdriving of screws, reduced tool wear.

SCU 7-9

Bit box

Consisting of: 1 x chuck, magnetic with shank 1/4" and an assortment of 9 different bits 1/4" for Phillips head and flat head screws



Part Number 6 05 10 216 01 5

Diamond bit box

Consisting of: 1 x chuck, magnetic with shank 1/4" and 6 x diamond-coated tool bits 1/4" for Phillips head screws



Part Number 6 05 10 216 03 7

Chuck 1/4" hexagon head

Output 1/4" – hexagon socket with spring washer

Ø	L	Part Number
7/16"	1 5/8"	6 05 10 004 00 5
7/16"	2 1/4"	6 05 10 001 00 0

With spring washer, magnetic

Ø	L	Part Number
7/16"	3"	6 05 10 212 00 7
7/16"	1 3/4"	6 05 10 215 00 3
7/16"	2"	6 05 10 211 00 4
7/16"	2 7/8"	6 05 10 201 00 5

With quick-change chuck



Ø	L	Part Number
9/16"	2"	6 05 10 011 00 9

With quick-change chuck, magnetic



Ø	L	Part Number
9/16"	2 1/16"	6 05 10 213 04 8

Suspension

For belt and balancer

Part Number 6 39 01 013 01 2

Balancer

Detailed information on the FEIN Balancers can be found in the chapter Accessories / Balancers.



Tool case

Metal 15 3/8" x 9 7/16" x 4 5/16"



Part Number 3 39 01 067 01 3

SCS 4.8-25, SCS 6.3-19 x

Tek bit box

10 bits for Torx socket screws TX 10, 15, 20, 25, 30, 40 and also 3 magnetic hexagonal wrench socket inserts SW 8, 10, 3/8"



Part Number 6 05 10 216 02 1

Inserts 1/4" hexagon head

For hexagon socket screws short type



SW	Ø	L	Part Number
5/16"	9/16"	2"	6 05 05 014 00 7
8 mm	9/16"	2"	6 05 05 015 00 1
3/8"	5/8"	2"	6 05 05 016 00 4
10 mm	5/8"	2"	6 05 05 017 00 8

For hexagon screws, magnetic

SW	Ø	L	Part Number
5/16"	9/16"	2"	6 05 05 214 00 2
8 mm	9/16"	2"	6 05 05 215 00 6
3/8"	5/8"	2"	6 05 05 216 00 9
10 mm	5/8"	2"	6 05 05 217 00 3

Chuck 1/4" hexagon head

Output 1/4" – hexagon socket with spring washer



Ø	L	Part Number
7/16"	1 5/8"	6 05 10 004 00 5
7/16"	2 1/4"	6 05 10 001 00 0

With spring washer, magnetic

Ø	L	Part Number
7/16"	3"	6 05 10 212 00 7
7/16"	1 3/4"	6 05 10 215 00 3
7/16"	2"	6 05 10 211 00 4
7/16"	2 7/8"	6 05 10 201 00 5

With quick-change chuck



Ø	L	Part Number
9/16"	2"	6 05 10 011 00 9

With quick-change chuck, magnetic

Ø	L	Part Number
9/16"	2 1/16"	6 05 10 213 04 8

Tool case

Metal 15 3/8" x 9 7/16" x 4 5/16"



Part Number 3 39 01 067 01 3

SCT 5-40, SCT 5-40 M, SCT 6-25

General accessories.

Bit box

Consisting of: 1 x chuck, magnetic with shank 1/4" and an assortment of 9 different bits 1/4" for Phillips head and flat head screws



Part Number 6 05 10 216 01 5

Diamond bit box

Consisting of: 1 x chuck, magnetic with shank 1/4" and 6 x diamond-coated tool bits 1/4" for Phillips head screws



Part Number 6 05 10 216 03 7

Inserts 1/4" hexagon head

For cross-slotted screws as per DIN 7962

Form H/Phillips (pack of 2)



Size	L	Part Number
1	2"	6 05 03 002 01 7
2	2"	6 05 03 003 01 1
3	2"	6 05 03 005 01 3

Form Z/Pozidriv (pack of 2) extra hard



Size	L	Part Number
1	2"	6 05 04 101 01 0
2	2"	6 05 04 102 01 3
3	2"	6 05 04 106 01 2

Chuck 1/4" hexagon head

Output 1/4" – hexagon socket with spring washer



Ø	L	Part Number
7/16"	1 5/8"	6 05 10 004 00 5

With spring washer, magnetic

Ø	L	Part Number
7/16"	1 3/4"	6 05 10 215 00 3

Bits 1/4" hexagon head

For cross-slotted screws as per DIN 7962

Form H/Phillips (pack of 5) extra hard, with dust-protection ring



Size	L	Part Number
2	1"	6 27 12 109 03 4

Form Z/Pozidriv (pack of 5) extra hard, with dust-protection ring



Size	L	Part Number
2	1"	6 27 12 112 03 8

SCT 5-40 M

High-speed construction screws

DIN 18182, part 2, collated strips with 50 screws each, Ph 2, oiled and phosphorated, 1,000 screws total. Fine-pitch screw for fastening drywall to metal substructures, countersunk head. Ø 5/16"



Ø	L	Part Number
5/16"	1 3/8"	6 39 01 030 01 4

Coarse-pitch screw for fastening drywall to wood substructures, countersunk head. Ø 5/16"



Ø	L	Part Number
5/16"	1 3/16"	6 39 01 031 01 3
5/16"	1 3/4"	6 39 01 033 01 0
5/16"	1 3/8"	6 39 01 032 01 6

Double threaded with milled rib for fastening Fermacell panels to metal or wood substructures.



Ø	L	Part Number
5/16"	1 3/16"	6 39 01 034 01 8

Double threaded with milled rib for wood substructures.



Ø	L	Part Number
3/16"	1 3/8"	6 39 01 035 01 2

Case for collated strips

For safe storage and transport of collated screw gun strips.

Part Number 3 39 01 109 01 0

Extensions for collated strip

Length 23 5/8"



Part Number 9 01 04 004 01 9

Bits 1/4" hexagon head

For screwdriving into ceilings and floors

Form H/Phillips, size 2



Part Number 6 05 03 306 00 8

Form Z/Pozidriv, size 2

Part Number 6 05 04 502 00 8

Collated strip

For collated screws of 1" bis 2 3/16" length and max. Ø 3/16"; tool-free changeover, weight 0.88 lbs.



Part Number 9 01 04 003 01 1

Tool case

Metal 15 3/8" x 9 7/16" x 4 5/16"



Part Number 3 39 01 067 01 3

Plastic 12" x 10 7/16" x 3 3/4"



Part Number 3 39 01 065 00 7



■ Tapping.

In comparison to manual work, electric tappers have a hand up not only in terms of speed and physical input but also in regards to precision. This is naturally true for FEIN's tappers. These devices work smoothly without interruption and therefore without the

risk of high torque forces and the attendant hazard of tool breakage. Using the very safe and precise operating FEIN tapper, more than 90% of time can be saved as compared to tapping by hand.

There is an array of FEIN tappers for different applications and thread types. All machines are available with four different clamping chucks.

Tapper up to 5/16"



AT A GLANCE

Lightweight easy-to-use tapper

- ▶ High motor power for reliable operation
- ▶ Integrated reversing gear with rapid return action
- ▶ Variable electronic speed control for optimal spot-drilling
- ▶ FEIN kinetic handle for safe work without fatigue
- ▶ Integral switch for comfortable handling

Model	ASge 636	
Part Number	7 209 37	
Power consumption	W	280
Power output	W	150
Speed of tap, cutting	rpm	0–450
Speed of tap, running back	rpm	0–580
Cable with plug	ft	8'
Weight	lbs	3.5
Thread in steel up to		5/16"
Cone at drill shaft		B 12
L x H	in	9 3/4" x 6 7/16"
Price includes		
3-jaw chuck		

Tapper up to 1/2"



AT A GLANCE

High-performance tapper with spade handle

- ▶ High motor power for reliable operation
- ▶ Integrated reversing gear with rapid return action
- ▶ Electronic speed control for precise thread-cutting application and steady cutting speed

Model	ASge 648	
Part Number	7 209 16	
Power consumption	W	650
Power output	W	420
Speed of tap, cutting	rpm	0–240
Speed of tap, running back	rpm	0–550
Cable with plug	ft	8'
Weight	lbs	8.1
Thread in steel up to		1/2"
Cone at drill shaft		B 16
L x H	in	16 5/8" x 5 3/16"
Price includes		
1 additional handle, with 3-jaw chuck		

ASge 636

Jaw chuck

For tapping drill direct adaptor
clamping range $\frac{1}{16}$ "– $\frac{5}{16}$ ", with wrench



Part Number 6 32 06 019 00 9

Floating jaw chuck

Position clamping of taps from $\frac{1}{16}$ "– $\frac{5}{16}$ ",
with wrench



Part Number 6 32 06 041 00 8

3-jaw chuck

$\frac{1}{32}$ "– $\frac{5}{16}$ ",



Part Number 6 32 02 003 01 4

Drift

For drill chuck up to B 12, length 5",
pack of 2



Part Number 6 33 05 009 01 3

Depth stop



Part Number 3 21 27 005 02 1

Suspension device

Horizontal and vertical

Part Number 3 21 25 050 00 7

Tool case

Metal $15 \frac{3}{8}$ " x $9 \frac{7}{16}$ " x $4 \frac{5}{16}$ "



Part Number 3 39 01 067 01 3

ASge 648

Jaw chuck

For tapping drill direct adaptor
clamping range $\frac{1}{8}$ "– $\frac{3}{8}$ ", with wrench



Part Number 6 32 06 018 00 5

Floating jaw chuck

Position clamping of taps from $\frac{1}{8}$ "– $\frac{3}{8}$ ",
with wrench



Part Number 6 32 06 040 00 9

3-jaw chuck

$\frac{1}{16}$ "– $\frac{3}{8}$ ",



Part Number 6 32 02 030 01 5

Drift

For drill chuck up to B 16, length 5",
pack of 2

Part Number 6 33 05 010 01 5

Depth stop



Part Number 3 21 27 003 03 5

Tool case

Metal $27 \frac{9}{16}$ " x $7 \frac{1}{16}$ " x 4"



Part Number 3 39 01 021 01 1





Multi-Purpose Tools



Power tools based on oscillating mechanics are one of the most successful developments that emerged from FEIN's history, which is abundant with innovations. The principles of FEIN's patented oscillating drive is employed since 1986 in the FEIN MULTIMASTER and FEIN SUPERCUT. This began a new era of universal specialized tools. In addition to its unique features such as low-noise operation with little or no movement by the tool itself, the drive makes manual tasks that were previously both tedious and time-consuming easier. The range of applications hardly knows a limit.

You can saw, grind, scrape, separate, rough machine, polish, cut, compress concrete, and lots more with professional quality. The range of accessories is constantly being broadened for new applications. The triangular shape of the sanding pad made possible thanks to the oscillation concept provides the conditions needed – in contrast to rotating or eccentric movements – to sand in the tightest corners and edges. When sawing, the saw blades help you complete the task even in spots you normally could not reach – and all this with a high level of precision. Its light weight and excellent

sanding capacity with hardly any application force, make your work a pleasure. You can barely feel any vibration and little dust is created, because nothing is flung about. The tools do not kick back. A miracle of technology for professional users as well as for DIY users. One tool, a few attachments, Thousands of projects!

-
- **FEIN MULTIMASTER** **P. 80-86**
 - **FEIN SUPERCUT CONSTRUCTION** **P. 87-93**
 - **FEIN SUPERCUT AUTOMOTIVE / Flat Glass** **P. 94-98**
-



■ FEIN MULTIMASTER.

The astonishingly broad range of applications makes the FEIN MULTIMASTER one of the most versatile and therefore most sensible tools on the market. The application range is almost limitless and will always produce professional results.

For renovating all around the house, for car repairs, boat maintenance, and model building. And that's not the only reason the original FEIN MULTIMASTER has regularly been awarded the best marks in field tests throughout the world.

To ensure that you can make the most out of the excellent capacities of your FEIN MULTIMASTER for your needs, it is available in different versions with extensive equipment and accessories.

FEIN MULTIMASTER START



AT A GLANCE

START version for the most frequent jobs: Grinding, scraping, sawing

- ▶ Almost unlimited applications due to oscillating movement
- ▶ Very easy to handle due to its ergonomic design and light weight
- ▶ Wide range of accessories available

Model	MSx 636 II START	
Part Number	7 229 26	

Power consumption	Watts	180
Oscillations	1/min	21,000
Cable with plug	ft	16'
Weight	lbs	2.4
Sanding pad, corner to corner	in	3 1/8"
L x H	in	9 7/16" x 7"

Price includes

1 hook & loop sanding pad, 20 sheets of hook & loop sandpaper (5 each 60, 80, 120, 180 grit), 1 rigid scraper blade, 1 E-Cut universal blade (1 1/8"), 2 screws and washers for sanding pad and blades, 1 Allen wrench

FEIN MULTIMASTER RS



AT A GLANCE

RS version for many applications

- ▶ Professional sawing, grinding, scraping, separating, sanding, polishing, cutting, concrete compression, and lots more, all with a single machine
- ▶ Almost unlimited applications due to oscillating movement
- ▶ Variable electronic speed control for optimal application of power
- ▶ Very easy to handle due to its ergonomic design and light weight
- ▶ Wide range of accessories available

Model	MSxe 636 II RS	
Part Number	7 229 27 50	

Power consumption	Watts	180
Oscillations	1/min	12,000–21,000
Cable with plug	ft	16'
Weight	lbs	2.4
Sanding pad, corner to corner	in	3 1/8"
L x H	in	9 7/16" x 7"

Price includes

1 hook & loop sanding pad, 20 sheets of hook & loop sandpaper (5 each 60, 80, 120, 180 grit), 1 rigid scraper blade, 1 E-Cut universal blade (1 1/8"), 1 carbide rasp, 1 carbide grout blade, 1 segment HSS blade, 2 screws and washers for sanding pad and blades, 1 Allen wrench, 1 plastic carrying case

FEIN MULTIMASTER XL



AT A GLANCE

XL version with wide range of accessories in metal tool case

- ▶ Professional sawing, grinding, scraping, separating, sanding, polishing, cutting, concrete compression, and lots more, all with a single machine
- ▶ Almost unlimited applications due to oscillating movement
- ▶ Variable electronic speed control for optimal application of power
- ▶ Very easy to handle due to its ergonomic design and light weight
- ▶ Wide range of accessories available

Model	MSxe 636 II XL	
Part Number	7 229 27 51	

Power consumption	Watts	180
Oscillations	1/min	12,000–21,000
Cable with plug	ft	16'
Weight	lbs	2.4
Sanding pad, corner to corner	in	3 1/8"
L x H	in	9 7/16" x 7"

Price includes

1 hook & loop sanding pad, 20 sheets of hook & loop sandpaper (5 each 60, 80, 120, 180 grit), 1 rigid scraper blade, 1 E-Cut universal blade (1 1/8"), 1 carbide rasp, 1 carbide grout blade, 1 segment HSS blade, 1 felt polishing pad, 1 profile sanding kit, 2 screws and washers for sanding pad and blades, 1 Allen wrench, 1 metal carrying case

Cordless FEIN MULTIMASTER



AT A GLANCE

Almost unlimited applications due to oscillating movement

- ▶ Professional sawing, grinding, scraping, separating, sanding, polishing, cutting, concrete compression, and lots more, all with a single machine
- ▶ Very easy to handle due to its ergonomic design and light weight
- ▶ Battery operated, so you have unrestricted freedom of movement
- ▶ Continuous operation possible with a backup battery
- ▶ Durable, rapid charge FEIN batteries with intelligent charging technology
- ▶ Wide range of accessories available

Model	MSx 315	
Part Number	7 129 02	
Current/Voltage	V	9.6
Oscillations	rpm	14,500
Weight (w/ battery)	lbs	2.4
Sanding pad, corner to corner	in	3 1/8"
L x H	in	10 3/8" x 2 5/16"

Price includes

1 x sanding pad, 5 x sanding sheets (grit: 60, 80, 120, 180), 1 x HSS segment saw blade, 1 x rigid scraper blade, 1 x battery (800 mAh), 1 x charger, 1 x key, mounting bolts

Pneumatic FEIN MULTIMASTER



AT A GLANCE

Pneumatic FEIN MULTIMASTER with oscillating movement

- ▶ Professional sawing, grinding, scraping, separating, sanding, polishing, cutting, concrete compression, and lots more, all with a single machine
- ▶ No air leaks, no oil misting in working area
- ▶ Available with a comprehensive range of accessories for professional use in many industry sectors
- ▶ Very easy to handle due to its ergonomic design and light weight

Model	MOx 6-25	
Part Number	7 536 02	
Operating pressure	psi	90
Air consumption	CFM	5
Oscillations	rpm	20,000
Hose size Ø	in	5/16"
Weight	lbs	2.4
L x H	in	7 3/4" x 2 1/2"

Price includes

1 wrench, 1 whetstone (6 37 19 010 01 4)

Carrying Case

Carrying case for the FEIN MULTIMASTER ACCU

1 rechargeable battery (800 mAh), 1 flat sanding pad for very narrow openings, 5 of each type of sanding sheet, grit 60, 80, 120, 180, 240, 320; 3 sanding fingers with 20 sanding sheets, grit 80; 1 carbide rasp (triangular)



Part Number 3 39 01 099 08 1

Carrying case with accessories

The metal case with universal fittings turns the RS package into an XL version, plus more. 1 sanding pad, perforated for dust extraction, 5 perforated sanding sheets, grit size 60, 80, 120, 180. 1 dust extractor, complete with 2 hose connections for suction hose \varnothing 1 1/16"/1 1/4" and 2 adaptors for standard domestic vacuum cleaners, 1 Mini-Cut set & diamond sharpening set, 1 carbide rasp (triangular).



Part Number 3 39 01 099 03 4

Carrying case replacement

Metal case with practical inner compartments, without machine and accessories. Optimally suited for storing the MultiMaster Start and RS.

Part Number 3 39 01 099 01 2

Super Professional Kit

Consisting of:
1 carbide grout blade, 1 carbide rasp, 1 convex knife blade, 1 E-Cut blade



Part Number 6 39 03 167 26 0

Set of clamping screws

For all FEIN MULTIMASTER accessories. 2-pack.

Part Number 4 30 33 087 06 5

Star Adapter

Can be used for all FEIN MULTIMASTER accessories with star mount. The form-fitting mount provides up to 40% better torque transfer.



Part Number 3 01 09 189 01 0

Sawing

HSS saw blade



\varnothing	qty	Part Number
2 1/2"	1	6 35 02 096 02 3
2 1/2"	2	6 35 02 096 01 7
3 1/8"	1	6 35 02 097 02 7
3 1/8"	2	6 35 02 097 01 1

HSS segment saw blade



\varnothing	Part Number
3 1/8"	6 35 02 106 01 5
3 1/8"	6 35 02 106 99 9

HSS saw blade

Recessed, Flush cut capable.



\varnothing	Part Number
3 3/16"	6 35 02 144 01 4

Segment saw blade

Recessed, only for soft materials, Flush cut capable.



\varnothing	Part Number
3 5/16"	6 35 02 113 01 9

Depth stop ring

For saw blades without recess.



Part Number 3 26 07 058 01 8

Cutting paste

Lubricating agents for working on sheet metals.

Part Number 3 21 32 020 12 9

E-Cut standard saw blades

Fine teeth for all wood, plaster-board, and plastics jobs, flush cut. Length 2"



Width	qty	Part Number
1 3/8"	1	6 35 02 133 01 7
1 3/8"	3	6 35 02 133 03 0

Length 2"



Width	qty	Part Number
2 3/16"	1	6 35 02 134 01 5
2 3/16"	3	6 35 02 134 02 5

E-Cut precision saw blades

Double-row original Japan toothing, for top-precision cuts, and clean cutting edges even freely by hand, flush cut. Length 2"



Width	qty	Part Number
1 3/8"	1	6 35 02 126 01 3
1 3/8"	3	6 35 02 126 03 0

Length 2"



Width	qty	Part Number
2 3/16"	1	6 35 02 127 01 7
2 3/16"	3	6 35 02 127 02 0

E-Cut universal saw blades

Bi-metal teeth, recessed, also suitable for radii, high speed cut, sheet metal (56.000 lbf/in²) up to about 14 gauge, aluminum profiles, copper pipes, wood, plasterboard, and almost all plastics, flush cut. Length 2 3/8"



Width	qty	Part Number
1 1/8"	1	6 35 02 151 01 8
1 1/8"	3	6 35 02 151 02 0

MiniCut & diamond sharpening set

Consisting of: 1 saw blade holder, 2 saw blades (3/8" and 13/16" wide) for wood and other soft materials, 2 HSS saw blades (3/8" u. 13/16" wide) for non-ferrous metals and plastic, 1 normal diamond file, 1 clamping plate 15°.



Part Number 6 39 01 025 03 5

MiniCut saw blades

For wood and other soft materials, plunge depth 1 3/16", 2-pack.



Width	Part Number
3/8"	6 35 02 132 01 3
13/16"	6 35 02 131 01 0

HSS for non-ferrous metals and plastic, plunge depth 1 3/16", 2-pack.



Width	Part Number
3/8"	6 35 02 130 01 1
13/16"	6 35 02 129 01 9

Diamond file



Grit	Width	Part Number
extra fine	3/8"	6 37 06 014 02 6
fine	13/16"	6 37 06 013 02 8
normal	13/16"	6 37 06 012 02 4

Sanding

Sanding pad set

2-pack, unperforated



Part Number 6 38 06 129 02 6

Set of sanding pads "plastic"

With plastic backing plate to avoid scratch marks. 2-pack.

Part Number 6 38 06 153 02 2

Sanding pad set "flat"

For very narrow openings (e.g. slats on cupboards, windows shutters, etc.), 2-pack.

Part Number 6 38 06 142 02 9

Thick sanding pad, H&L

2-pack, unperforated

Part Number 6 38 06 150 02 6

Thin pad – PSA

2-pack, unperforated

Part Number 6 38 06 165 02 3

Standard pad – PSA

2-pack, unperforated

Part Number 6 38 06 137 01 7

Thick pad – PSA

2-pack, unperforated

Part Number 6 38 06 151 02 5


Sanding sheet set

Consisting of: 10 sanding sheets, unperforated, with hook & loop grit 60, 80, 120, 180, 240.

Part Number 6 37 17 082 03 3

Sanding sheets

Unperforated with hook & loop, can be used universally on almost all materials, such as wood, metal, fiberglass, plastic, enamel, filling compound, soldering joints, leather, etc., fully resin-bonded, high abrasion performance, corundum.



Grit	qty	Part Number
36	5	6 37 17 086 04 8
40	5	6 37 17 081 04 6
60	5	6 37 17 082 04 9
80	5	6 37 17 083 04 3
100	5	6 37 17 084 04 1
120	5	6 37 17 085 04 5
150	5	6 37 17 087 04 2
180	5	6 37 17 088 04 0
220	5	6 37 17 089 04 4
240	5	6 37 17 090 04 6

36	50	6 37 17 086 01 0
40	50	6 37 17 081 01 8
60	50	6 37 17 082 01 1
80	50	6 37 17 083 01 5
100	50	6 37 17 084 01 3
120	50	6 37 17 085 01 7
150	50	6 37 17 087 01 4
180	50	6 37 17 088 01 2
220	50	6 37 17 089 01 6
240	50	6 37 17 090 01 8

Sanding pad "supersoft"

For special applications. Only the sanding sheets mentioned below may be used with this sanding pad. 2-pack.

Part Number 6 38 06 141 02 6

Sanding sheets "supersoft"

Special sanding sheets for sanding aluminum rims, for fine sanding, paint run and overspray from wood, plastic, metal, etc. Only for use in connection with sanding pad 6 38 06 141 02 6.



Grit	qty	Part Number
240	50	6 37 17 126 01 5
320	50	6 37 17 127 01 9
400	50	6 37 17 128 01 7
500	50	6 37 17 179 01 6

Sanding set "stone"

Universally suitable for sanding stone and stone products. Consisting of: 5 of each type of sanding sheet, unperforated, grit 40, 80, 120, 220, 320, 400, 600, 800; 1 of each type of sanding pad, unperforated, with aluminum and plastic backing plate, 1 felt polishing pad

Part Number 6 38 06 129 06 7

Sanding sheets "stone"

Special sanding sheets for coarse and fine sanding of natural and artificial stone, unperforated with hook & loop fully synthetic-resin bonded, high sanding capacity, dry sanding, silicon carbide.



Grit	qty	Part Number
40	50	6 37 17 120 01 4
80	50	6 37 17 121 01 3
120	50	6 37 17 122 01 6
220	50	6 37 17 123 01 0
320	50	6 37 17 124 01 8
400	50	6 37 17 125 01 2
600	50	6 37 17 175 01 7
800	50	6 37 17 176 01 0

Assorted packs (H&L)

Grit	qty 30	Part Number
60/80/120		6 37 17 555 99 9

Grit	qty 50	Part Number
60/80/120/180/240		6 37 17 082 03 3

PSA (peel and stick) sandpaper

Grit	qty	Part Number
36	50	6 37 17 094 01 2
40	50	6 37 17 095 01 6
60	50	6 37 17 096 01 9
80	50	6 37 17 097 01 3
100	50	6 37 17 098 01 1
120	50	6 37 17 099 01 5
150	50	6 37 17 100 01 6
180	50	6 37 17 101 01 4
220	50	6 37 17 102 01 8
240	50	6 37 17 104 01 0
280	50	6 37 17 105 01 4
320	50	6 37 17 106 01 7

Assorted packs – PSA

Grit	qty 30	Part Number
60/80/120		6 37 17 777 99 9

Grit	qty 50	Part Number
60/80/120/180/240		6 37 17 082 99 9

Non-woven abrasive sheets (H&L)

	qty	Part Number
coarse	5	6 37 17 201 99 9
medium	5	6 37 17 202 99 9
fine	5	6 37 17 203 99 9

Profile sanding set

Consisting of: 1 holder and 6 different profile inserts: 1 V-form for 90° angle, 1 trapezoid for tongue-and-groove connections, 1 for straight profiles, 1 for convex forms (large), 1 each for concave and convex forms (small), as well as 5 grinding disks grit 80, 120, and 180.



Part Number 6 38 06 183 02 9

Replacement part for profile kit

Trapezoid profile	3 18 21 029 00 1
“V”-shape profile	3 18 21 031 00 2
Concave profile	3 18 21 033 00 9

Convex profile	Part Number
(Large)	3 18 21 034 00 7
(Small)	3 18 21 035 00 1
Flat profile	3 18 21 036 00 4

Profile sandpaper

Fits on profile sanding set. Can be used universally on almost all materials, such as wood, metal, plastic fiberglass, plastic, enamel, filling compound, soldering joints, leather etc., high abrasion performance, packet of 25.



Grit	qty	Part Number
80	25	6 37 17 217 01 6
120	25	6 37 17 218 01 4
180	25	6 37 17 219 01 8

Sanding finger

Long and narrow sanding fingers for use in extremely tight and hidden spots, in channels, grooves, openings, folds, and joints. Also for mould-making, in concave and convex forms. The sanding finger can be bent to fit on any work piece. 2-pack.



Height	Part Number
1/4"	6 38 06 159 02 3
1/16"	6 38 06 157 02 1

As above, but with hook & loop on top and underside. 2-pack

Height	Part Number
1/16"	6 38 06 158 02 9

Sanding sheets for sanding fingers


With hook & loop fully synthetic-resin bonded, high sanding capacity, corundum. Application: Wood, metal, soldered joints, fiberglass-reinforced plastic, plastic, paint, filler, and leather. pack of 20



Grit	qty	Part Number
40	20	6 37 17 184 01 2
60	20	6 37 17 185 01 6
80	20	6 37 17 186 01 9
100	20	6 37 17 187 01 3
120	20	6 37 17 188 01 1
150	20	6 37 17 189 01 5
180	20	6 37 17 190 01 7
220	20	6 37 17 191 01 6
240	20	6 37 17 192 01 9
280	20	6 37 17 193 01 3
320	20	6 37 17 194 01 1
400	20	6 37 17 195 01 5

Carbide rasp (carbide coated)

Perforated for dust extraction, triangular.



Part Number	6 37 31 001 01 4
--------------------	-------------------------

Finger shape, coated on both sides



Part Number	6 37 31 002 01 7
--------------------	-------------------------

Sanding with out dust

Dust extractor set

2 sanding pads, perforated; 5 of each type of sanding sheet, perforated, grit 60, 80, 120; 1 extractor hood with suction tube; 2 hose nozzles for hose connection Ø 1 1/16" and 1 1/4" plus 2 adapters for connection to the most common domestic vacuum cleaners. For MSx 636 II and MSxe 636 II.



Part Number	9 26 02 065 02 5
--------------------	-------------------------

For MSx 315

Part Number	9 26 02 063 02 3
--------------------	-------------------------

For MOx 6-25

Part Number	9 26 02 059 02 5
--------------------	-------------------------

Adapter hose

For connecting the dust extractor to the most common domestic vacuum cleaners. The adapter hose is pushed onto the hose nozzle for the Ø 1 1/16" hose connection.

Model	Part Number
thin	3 06 05 110 00 8
thick	3 06 05 109 00 6

Sanding pad set

2-pack, perforated.



Part Number	6 38 06 136 02 9
--------------------	-------------------------

Sanding sheets

Perforated, with hook & loop fully bonded with artificial resin, high sanding capacity, corundum. For all-round use with dust extraction on practically all materials such as wood, metal, fiberglass-reinforced plastic, plastic, paint, filler, soldered joints, leather.



Grit	qty	Part Number
36	5	6 37 17 107 04 9
40	5	6 37 17 108 04 7
60	5	6 37 17 109 04 1
80	5	6 37 17 110 04 3
100	5	6 37 17 111 04 2
120	5	6 37 17 112 04 5
150	5	6 37 17 113 04 9
180	5	6 37 17 114 04 7
220	5	6 37 17 115 04 1
240	5	6 37 17 116 04 4
280	5	6 37 17 117 04 8
320	5	6 37 17 118 04 6
400	5	6 37 17 119 04 0

36	50	6 37 17 107 01 1
40	50	6 37 17 108 01 9
60	50	6 37 17 109 01 3
80	50	6 37 17 110 01 5
100	50	6 37 17 111 01 4
120	50	6 37 17 112 01 7
150	50	6 37 17 113 01 1
180	50	6 37 17 114 01 9
220	50	6 37 17 115 01 3
240	50	6 37 17 116 01 6
280	50	6 37 17 117 01 0
320	50	6 37 17 118 01 8
400	50	6 37 17 119 01 2

Sanding sheet set

10 of each type of sanding sheet, perforated with hook & loop corundum, grit 60, 80, 120, 180, and 240.

Part Number	6 37 17 109 03 5
--------------------	-------------------------

FEIN "Turbo II"

Easy-to-use wet and dry vacuum with automatic switching. The ideal vacuum cleaner to the FEIN MULTIMASTER. Detailed information on "dust-free sanding" and extensive accessories for the FEIN vacuum cleaner can be found in the chapter Accessories / Dust extractor.



Part Number	9 55 13
--------------------	----------------

Polishing

Set of felt polishing pads

For polishing metal parts, such as door and furniture fittings made of brass, etc., as well as for polishing and decorative polishing of stone and stone products. Gelcoat layers on boats can also be polished. 2-pack.



Part Number 6 38 06 140 02 7

Polishing agents for various materials are available from qualified specialist retailers.

Scraping

Rigid scraper

For removing residual carpet and tile adhesive, scale, underseal, damaged coatings, etc.



Part Number 6 39 03 178 01 7

Flexible scraper

For removing layers of paint, adhesive remnants, stickers, caulking in the kitchen and bath, etc., 2-pack.



Part Number 6 39 03 165 01 3

Tile work

Carbide-tipped segment saw blade

For cutting through marble and concrete grout joints. Recessed saw blades enable you to work flush to the surface. The segment blades allow you to cut at right angles without overcutting. Ø 2 1/2"



Part Number 6 35 02 118 01 6

Diamond saw blade

For cutting through marble and concrete grout joints for small-scale repair of tiled surfaces in interiors and bathrooms, without creating much dust and no risk of damage to neighboring tiles; also suitable for cutting grooves in plaster, bricks, pumice stone, honeycomb stone and aerated concrete for installing electrical wiring. Diamond coating ensures a long life. Also suitable for use with very old and hard sealant materials. Ø 2 1/2"



Part Number 6 35 02 105 01 2

Diamond segment saw blade

For cutting through marble and concrete grout joints in corners without overcutting. Segmented shape also permits work flush to the surface.



Part Number 6 35 02 114 01 7

Cleaning block

Rhombus for cleaning the carbide tipped tools and diamond-coated tools.



Part Number 6 37 19 007 01 0

FEIN MULTIMASTER tile kit

Consisting of: 1 thin carbide blade, 1 normal carbide blade, 1 thick carbide blade, 1 carbide rasp, 1 E-Cut blade 2 1/2"



Part Number 6 35 02 118 03 8

Slicing

Segment blade, concave

For cutting soft materials e.g. felt, leather, polystyrene.



Part Number 6 39 03 193 01 8

Segment blade, convex

For cutting rigid materials, e.g. floor tiles made of plastic, linoleum, rubber, cardboard, leather, wire meshing, looped fabric/carpets, and much more.



Part Number 6 39 03 192 01 4

Boat deck work

Cutter blade

For cutting out deck sealant materials rapidly and safely. Also for problem areas such as cabins, rails, gunwales, cleats, and curves.



Blade width	Part Number
1/8"	6 39 03 200 01 7
3/16"	6 39 03 201 01 6
3/16"	6 39 03 202 01 9

Concrete

Concrete vibrator

For compacting concrete when concreting smaller foundations. Air inclusions are reliably prevented.



Part Number 6 39 01 008 01 0

MSx 315

Dust extractor

Part Number 9 26 02 065 02 5

Battery charger

Charging time 40–100 minutes, power consumption 50 VA, charging current max. 1.7 A, weight 3.3 lbs, cable length 4'ft

Part Number 9 26 04 050 01 0

Battery

NiCd, 9.6 V, 800 mAh, 0.8 lbs



Part Number 9 26 04 007 02 6

NiMh, 9.6 V, 1700 mAh, 0.8 lbs



Part Number 9 26 04 080 02 3

Suspension clip

For attaching to belt loop.

Part Number 3 21 25 058 00 0



Multi-Purpose Tools

■ FEIN SUPERCUT CONSTRUCTION.

Four customized professional sets are available for various user groups. The **professional set for glaziers / window installers** for fast, simple, and neat renovation of putty-mounted insulation windows and dismantling old windows. The time saved compared to alternative methods can be up to 80 %.

The **professional set for carpenters / interior fitters** with an extensive selection of E-Cut saw blades for wood, plastic, plasterboard, and even metal. The **professional set for tilers / installers** with diamond and carbide-coated tools for cutting out hard grouting material and the sanding down of thinset residues as well as

cutter blades for elastic sealants in maintenance joints. The **professional set for sealant / caulking repairers** makes time-consuming manual work a snap thanks to its special attachment. Save up to 60 % time. The powerful and durable FEIN SUPERCUT CONSTRUCTION provides the required sufficient reserve capacity.

FEIN SUPERCUT CONSTRUCTION Professional Set Glazing / Window Installation



AT A GLANCE

Optimally compiled, comprehensive set for glaziers / window installers

- ▶ Ideally suitable for renovating putty-mounted insulation windows and dismantling old windows
- ▶ Repair of insulated windows without breaking the old panes
- ▶ The time saved compared to alternative methods can be up to 80%
- ▶ Extracting of old window frames without damaging the walls or the plaster
- ▶ Removal and fitting work is accomplished quickly, easily, and neatly so that there is no wall damage and making complicated touch-up work unnecessary

Model FSC 2.0-FG
Part Number 7 236 32 51

Power consumption	Watts	400
Power output	Watts	220
Oscillations	rpm	11,000–18,500
Cable with plug	ft	16'
Weight	lbs	2.7
L x H	in	11" x 2 13/16"

Price includes

1 FEIN SUPERCUT CONSTRUCTION in metal tool case;
1 HSS saw blade, recessed, Ø 4"; 1 E-Cut standard saw blade (form 124); 1 each E-Cut universal saw blade (form 147, 148); 1 depth stop; 1 adapter; 1 sanding pad; 5 each sanding sheets, grit 60, 80, 120; 1 segment blade, toothed; 1 cutter blade, mushroom shaped; 1 wrench

FEIN SUPERCUT CONSTRUCTION Professional Set Carpentry / Interior Constructions



AT A GLANCE

The set for carpenters / interior fitters with the complete E-Cut selection

- ▶ For all construction and sawing work, even in hard-to-reach places
- ▶ Brings speed to every construction site
- ▶ Sawing without disassembly. No free space required alongside or behind the work piece
- ▶ High cutting speed and high precision
- ▶ Plunge into the material just like a chisel
- ▶ Clean cuts even by hand; no clamping of the workpiece necessary
- ▶ Convert to a versatile triangular sander with high grinding capacity

Model FSC 2.0-CK
Part Number 7 236 32 52

Power consumption	Watts	400
Power output	Watts	220
Oscillations	rpm	11,000–18,500
Cable with plug	ft	16'
Weight	lbs	2.7
L x H	in	11" x 2 13/16"

Price includes

1 FEIN SUPERCUT CONSTRUCTION in metal tool case;
4 E-Cut standard saw blades (form 123, 124, 135, 136);
4 E-Cut precision saw blades (form 119, 120, 121, 122);
1 each E-Cut universal saw blades (form 147, 148);
1 depth stop; 1 adapter; 1 sanding pad; 5 each sanding sheets (grit 60, 80, 120), 1 wrench

FEIN SUPERCUT CONSTRUCTION Professional Set Tile Workers / Plumbers



AT A GLANCE

Indispensable for all tilers, stove fitters, and plumbers – the professional set with the universal accessories

- ▶ Replacement of single, damaged tiles without damaging adjoining tiles
- ▶ Simple and precise working system – into the corners and along radii
- ▶ Little dirt and dust
- ▶ Cut-outs and fitting work is accomplished quickly, easily, and neatly using the E-Cut saw blades. You don't have complicated touch-up work
- ▶ Convert to a versatile triangular sander with high grinding capacity

Model FSC 2.0-TK
Part Number 7 236 32 53

Power consumption	Watts	400
Power output	Watts	220
Oscillations	rpm	11,000–18,500
Cable with plug	ft	16'
Weight	lbs	2.7
L x H	in	11" x 2 13/16"

Price includes

1 FEIN SUPERCUT CONSTRUCTION in metal tool case;
1 segment blade, diamond coated (form 162);
1 segment blade, mushroom shaped; 1 scraper blade;
1 each E-Cut universal saw blade (form 147, 148);
1 adapter; 2 rasps, carbide-coated, triangular, perforated for dust extractor; 1 wrench

FEIN SUPERCUT CONSTRUCTION Professional Set Sealant / Caulking Removal



AT A GLANCE

Renew sealant/joints fast, cleanly, and reliably with the set for sealant renewers

- ▶ Rapid work progresses with comparatively little effort
- ▶ Optimal ergonomic design for fatigue-free working
- ▶ HIGH-POWER MOTOR for supreme performance and stability
- ▶ Use indoors and outdoors
- ▶ Vibration-attenuating fixed handle for minimizing physical fatigue
- ▶ Tool-free attachable dust extraction device

Model FSC 2.0-SC
Part Number 7 236 32 54

Power consumption	Watts	400
Power output	Watts	220
Oscillations	rpm	11,000–18,500
Cable with plug	ft	16'
Weight	lbs	2.7
L x H	in	11" x 2 13/16"

Price includes

1 FEIN SUPERCUT CONSTRUCTION in metal tool case;
1 vibration-reducing bail handle; 5 cutter blades, straight (form 117); 1 cutter blade, straight, long (form 116);
1 wrench

FEIN SUPERCUT CONSTRUCTION



AT A GLANCE

FEIN SUPERCUT CONSTRUCTION with oscillating movement for universal deployment

- ▶ Optimally compiled sets available for glaziers/window installers, carpenters/interior fitters, tilers/plumbers, and grouting renewers
- ▶ Fast, reliable, and easy-to-use system
- ▶ Durable 400 Watt HIGH-POWER MOTOR for outstanding performance and stability
- ▶ Infinitely variable electronic cutting frequency control
- ▶ Hexagonal tool mount with frictional connection between machine and tool

Model FSC 2.0

Part Number 7 236 32

Power consumption	Watts	400
Power output	Watts	220
Oscillations	rpm	11,000–18,500
Cable with plug	ft	16'
Weight	lbs	2.7
L x H	in	11" x 2 13/16"

Price includes

1 FEIN SUPERCUT CONSTRUCTION in metal tool case, 1 whetstone (6 37 19 010 01 4), 1 mounting bolt (3 30 01 039 01 7), 1 wrench (6 29 07 037 00 3)

Pneumatic FEIN SUPERCUT



AT A GLANCE

Pneumatic FEIN SUPERCUT with oscillating movement

- ▶ Hexagonal tool mount with frictional connection between machine and tool
- ▶ No air leaks, no oil misting in working area
- ▶ Available with a comprehensive range of accessories for professional use in many industry sectors
- ▶ Very easy to handle due to its ergonomic design and light weight

Model M0tx 6-25

Part Number 7 536 02

Operating pressure	psi	90
Air consumption	CFM	5
Oscillations	rpm	20,000
Hose size Ø	in	3/16"
Weight	lbs	2.4
L x H	in	7 3/4" x 2 1/2"

Price includes

1 wrench, 1 whetstone (6 37 19 010 01 4)

Accessories for glazing / window restoration / carpentry / interior construction

E-Cut standard saw blades

Fine teeth for all wood, plaster-board, and plastics jobs, flush cut.
Length 3 1/16"

Width	qty	Part Number
1 1/4"	1	6 35 02 123 01 8
1 1/4"	5	6 35 02 123 04 6
1 1/4"	25	6 35 02 123 03 0

Length 3 1/16"



Width	qty	Part Number
1 5/8"	1	6 35 02 124 01 6
1 5/8"	5	6 35 02 124 04 4
1 5/8"	25	6 35 02 124 03 8

Length 2"

Width	qty	Part Number
1 3/8"	1	6 35 02 135 01 9
1 3/8"	5	6 35 02 135 03 1
1 3/8"	25	6 35 02 135 02 5

Length 2"



Width	qty	Part Number
2 9/16"	1	6 35 02 136 01 2
2 9/16"	5	6 35 02 136 03 4
2 9/16"	25	6 35 02 136 02 8

E-Cut precision saw blades

Double-row original Japan tooting, for top-precision cuts, and clean cutting edges even freely by hand, flush cut.

Length 2"



Width	qty	Part Number
1 3/8"	1	6 35 02 119 01 0
1 3/8"	5	6 35 02 119 04 8
1 3/8"	25	6 35 02 119 03 2

Length 2"



Width	qty	Part Number
1 3/4"	1	6 35 02 120 01 2
1 3/4"	5	6 35 02 120 04 0
1 3/4"	25	6 35 02 120 03 4

Length 2"



Width	qty	Part Number
2 3/16"	1	6 35 02 121 01 1
2 3/16"	5	6 35 02 121 04 9
2 3/16"	25	6 35 02 121 03 3

Length 2"



Width	qty	Part Number
2 9/16"	1	6 35 02 122 01 4
2 9/16"	5	6 35 02 122 04 2
2 9/16"	25	6 35 02 122 03 6

E-Cut universal saw blades

Bi-metal teeth, recessed, also suitable for radii, high speed cut, sheet metal (56,000 lbf/in²) up to about 14 gauge, aluminum profiles, copper pipes, wood, plasterboard, and almost all plastics, flush cut.

Length 2 3/8"



Width	qty	Part Number
1 1/8"	1	6 35 02 147 01 5
1 1/8"	5	6 35 02 147 02 1
1 1/8"	25	6 35 02 147 03 7

Length 2 3/8"



Width	qty	Part Number
1 3/4"	1	6 35 02 148 01 3
1 3/4"	5	6 35 02 148 02 9
1 3/4"	25	6 35 02 148 03 5

Depth stop

For E-Cut saw blades, for limiting the cutting depth.



Part Number 3 26 07 062 02 2

M-Cut saw blade

For cuts, cut-outs, and grooves in sheet metal, plastics, fiberglass, and carbon fiber-reinforced plastic, 2-pack



Width	Length	Part Number
1 3/16"	1 15/16"	6 35 02 138 01 4


Saw blades

HSS, with fine teeth for precise cutting. Universal deployment on metal sheet up to about 20 gauge, also doubled, and plastics. 2-pack



Ø	Part Number
2 1/2"	6 35 02 102 01 6
3 1/8"	6 35 02 103 01 0

HSS, recessed, countersunk attachment screw for flush working, single pack.



Ø	Part Number
3 3/8"	6 35 02 145 01 8
3 15/16"	6 35 02 137 01 6

Cutting paste

Lubricating agents for working on sheet metals.

Part Number 3 21 32 020 12 9

Circular knife HSS, cranked

For general cutting applications in leather, plastics foils, roofing cardboard, fly screens, etc., single pack



Ø	Part Number
4"	6 39 03 220 01 0

Cutter blade

Mushroom-shaped, for cutting elastic silicon or acrylic connecting joints as well as for separation of insulating glass. 5-pack



Part Number 6 39 03 128 01 2

Segment saw blade

Segmented, for removing panes of insulating glass installed on a putty bed, pack of 2



Part Number 6 39 03 166 01 6

Adaptor

Needed for fitting accessories with round adapters (e.g. for rasping, sanding, and polishing).

Part Number 3 06 05 114 01 1

Sanding pad set

2-pack, unperforated



Part Number 6 38 06 129 02 6

Sanding sheets

Unperforated with hook & loop can be used universally on almost all materials, such as wood, metal, fiberglass, plastic, enamel, filling compound, soldering joints, leather, etc., fully resin-bonded, high abrasion performance, corundum.



Grit	qty	Part Number
36	5	6 37 17 086 04 8
40	5	6 37 17 081 04 6
60	5	6 37 17 082 04 9
80	5	6 37 17 083 04 3
100	5	6 37 17 084 04 1
120	5	6 37 17 085 04 5
150	5	6 37 17 087 04 2
180	5	6 37 17 088 04 0
220	5	6 37 17 089 04 4
240	5	6 37 17 090 04 6
280	5	6 37 17 091 04 5
320	5	6 37 17 092 04 8
400	5	6 37 17 093 04 2

36	50	6 37 17 086 01 0
40	50	6 37 17 081 01 8
60	50	6 37 17 082 01 1
80	50	6 37 17 083 01 5
100	50	6 37 17 084 01 3
120	50	6 37 17 085 01 7
150	50	6 37 17 087 01 4
180	50	6 37 17 088 01 2
220	50	6 37 17 089 01 6
240	50	6 37 17 090 01 8
280	50	6 37 17 091 01 7
320	50	6 37 17 092 01 0
400	50	6 37 17 093 01 4

Sanding sheet set

Consisting of: 10 sanding sheets, unperforated, with hook & loop grit 60, 80, 120, 180, 240.

Part Number 6 37 17 082 03 3

Sanding set "stone"

Universally suitable for sanding stone and stone products. Consisting of: 5 of each type of sanding sheet, unperforated, grit 40, 80, 120, 220, 320, 400, 600, 800; 1 of each type of sanding pad, unperforated, with aluminum and plastic backing plate, 1 felt polishing pad

Part Number 6 38 06 129 06 7

Sanding sheets "stone"


Special sanding sheets for coarse and fine sanding of natural and artificial stone. unperforated with hook & loop fully synthetic-resin bonded, high sanding capacity, dry sanding, silicon carbide.



Grit	qty	Part Number
40	50	6 37 17 120 01 4
80	50	6 37 17 121 01 3
120	50	6 37 17 122 01 6
220	50	6 37 17 123 01 0
320	50	6 37 17 124 01 8
400	50	6 37 17 125 01 2
600	50	6 37 17 175 01 7
800	50	6 37 17 176 01 0

Dust extraction set

For all sanding and rasping jobs with triangular sanding pad and carbide rasp. incl. 2 sanding pads, perforated; 5 of each type of sanding sheet, perforated, grit 60, 80, and 120; 1 extractor hood with suction tube; 2 hose nozzles for hose connection Ø 1 1/16" and 1 1/4" plus 2 adapters for connection to the most common domestic vacuum cleaners.



Part Number 9 26 02 074 01 4

Sanding pad set

2-pack, perforated.



Part Number 6 38 06 136 02 9

Sanding sheets

Perforated, with hook & loop fully bonded with artificial resin, high sanding capacity, corundum. For all-round use with dust extraction on practically all materials such as wood, metal, fiberglass-reinforced plastic, plastic, paint, filler, soldered joints, leather.



Grit	qty	Part Number
36	5	6 37 17 107 04 9
40	5	6 37 17 108 04 7
60	5	6 37 17 109 04 1
80	5	6 37 17 110 04 3
100	5	6 37 17 111 04 2
120	5	6 37 17 112 04 5
150	5	6 37 17 113 04 9
180	5	6 37 17 114 04 7
220	5	6 37 17 115 04 1
240	5	6 37 17 116 04 4
280	5	6 37 17 117 04 8
320	5	6 37 17 118 04 6
400	5	6 37 17 119 04 0

36	50	6 37 17 107 01 1
40	50	6 37 17 108 01 9
60	50	6 37 17 109 01 3
80	50	6 37 17 110 01 5
100	50	6 37 17 111 01 4
120	50	6 37 17 112 01 7
150	50	6 37 17 113 01 1
180	50	6 37 17 114 01 9
220	50	6 37 17 115 01 3
240	50	6 37 17 116 01 6
280	50	6 37 17 117 01 0
320	50	6 37 17 118 01 8
400	50	6 37 17 119 01 2

Sanding sheet set

10 of each type of sanding sheet, perforated with hook & loop corundum, grit 60, 80, 120, 180 and 240.

Part Number 6 37 17 109 03 5

Carbide rasp

Carbide coated
Perforated for dust extraction, triangular.



Part Number 6 37 31 001 01 4

Finger shape, coated on both sides



Part Number 6 37 31 002 01 7

Set of felt polishing pads

For polishing metal parts, such as door and furniture fittings made of brass, etc., as well as for polishing and decorative polishing of stone and stone products. Gelcoat layers on boats can also be polished. 2-pack.



Part Number 6 38 06 140 02 7

Accessories for tile workers / plumbers

Segment blade

Diamond coated, also for corners and radii and for working without overcutting. Cutting line approx. $\frac{3}{32}$ ", standard model for all marble, epoxy resins, and cement grout.



Part Number 6 39 03 162 01 7

Cutting line approx. $\frac{1}{16}$ ", for extremely thin marble joints. Cutting depth max. $\frac{3}{16}$ ". Not suited for epoxy resin.



Part Number 6 39 03 196 01 3

Saw blades

Diamond-coated, recessed, \varnothing 3 $\frac{1}{8}$ ". Cutting line approx. $\frac{3}{32}$ ", standard design for all marble, epoxy resins and cement mortar.



Part Number 6 35 02 115 01 1

Cutting line approx. $\frac{1}{16}$ ", for extremely thin marbleized mortar. Not suited for epoxy resin and cement mortar.

Part Number 6 35 02 116 01 4

Dust extraction device

For jobs with diamond-coated tools; tool-free mount. Suction hose attachment \varnothing 1 $\frac{1}{4}$ ".



Part Number 9 26 02 075 01 8

Scraper

For removing floor covering remains, underseal and residual bonding material, etc., single pack



Part Number 6 39 03 206 01 8

Cleaning block

Rhombus for cleaning the HM tools and diamond-coated tools.



Part Number 6 37 19 007 01 0

Accessories for sealant / caulking repairers

Cutter blade

Straight shape. Universal blade for almost all expansion sealants. 5-pack



Part Number 6 39 03 117 01 5

Straight, long, for very deep joints, 5-pack



Part Number 6 39 03 116 01 1

Segment blade

Segment shape for V-cuts and for cuts in corners, 2-pack



Cutting length	Total length	Part Number
1 $\frac{3}{16}$ "	2 $\frac{7}{8}$ "	6 39 03 132 01 0

Cleaning blade

Straight, diamond-coated, for cleaning mortar flanks before refilling



Part Number 6 39 03 161 01 4

Work gloves

Vibration-attenuating, certified according to EN 388/420, EN ISO 10819, EEC No. 0200, No. in pack 1 pair



Size	Part Number
9 L	3 21 73 003 00 3
10 XL	3 21 73 004 00 1
11 XXL	3 21 73 005 00 5

Handle

To reduce the vibrations and for better handling of the FEIN SUPERCUT during longer jobs. Can be used with the dust extraction device 9 26 02 075 01 8.



Part Number 3 21 19 116 01 1

Accessory Kits

Accessory set for glaziers / window installers


Subsequent order to professional set glaziers / window installers, consisting of: 1 HSS saw blade, recessed, \varnothing 4"; 1 E-Cut "standard" saw blade (form 124); 1 each E-Cut "universal" saw blade (form 147, 148); 1 depth stop; 1 adapter; 1 sanding pad; 5 each sanding sheets, grit 60, 80, 120; 1 segment blade, toothed; 1 cutter blade, mushroom shaped



Part Number 6 39 03 167 34 2

Accessory set for carpenters / interior fitters

Subsequent order to professional set carpenters / interior fitters, consisting of: 1 each E-Cut "standard" saw blades (form 123, 124 a. 135, 136); 1 each E-Cut "precision" saw blades (form 119, 120 a. 121, 122); 1 each E-Cut "universal" saw blades (form 147, 148); 1 depth stop; 1 adapter; 1 sanding pad; 5 each sanding sheets, grit 60, 80, 120



Part Number 6 39 03 167 35 8

Accessory set for tilers

Subsequent order to professional set tile layer, consisting of: 1 segment blade, diamond coated (form 162); 1 segment blade, mushroom shaped; 1 scraper blade; 1 each E-Cut "universal" saw blade (form 147, 148); 1 adapter; 2 rasps, carbide-coated, triangular, perforated for dust extractor



Part Number 6 39 03 167 36 1

Glazier kit

1 mushroom blade, 4" flush cut blade, 1 serrated sickle blade Cuts in corners, 2-pack



Part Number 6 39 03 167 99 9



■ FEIN SUPERCUT AUTOMOTIVE.

FEIN SUPERCUT AUTOMOTIVE is one of the most successful power tools for removing rigidly bonded car window panes. You have the option of three optimally compiled professional sets for deploying the FEIN SUPERCUT in automobile glaziers, car workshops, and in the cargo sector.

The automobile glazier's **professional set** is specially adapted through its cutter blades to cut out the wind-screens of most automobiles quickly and safely. Windscreen, rear, and side window-panes can be cut out using the **professional set for the auto-**

mobile workshop. Furthermore, it includes additional accessories for sawing and scraping. The **cargo professional set** with its very special cutter blades is the tailor-made solution for trucks, buses, special and rail vehicles.

FEIN SUPERCUT AUTOMOTIVE



Model	FSC 1.6	
Part Number	7 236 31	
Power consumption	Watts	400
Power output	Watts	220
Oscillations	rpm	11,000–18,500
Cable with plug	ft	16'
Weight	lbs	2.8
L x H	in	11" x 2 13/16"

Price includes

1 metal tool case, 1 whetstone (6 37 19 010 01 4),
1 mounting bolt (3 30 01 039 01 7), 1 wrench

AT A GLANCE

FEIN SUPERCUT AUTOMOTIVE for universal deployment in the automobile sector

- ▶ Optimally tailored sets for automobile glass, car workshops, and for the cargo sector
- ▶ Fast, reliable, and easy-to-use system
- ▶ High-performance 400 watt motor for high cutting speeds
- ▶ Infinitely variable electronic speed control
- ▶ Hexagonal tool mount with frictional connection between machine and tool

Pneumatic FEIN SUPERCUT



Model	M0ttx 6-24	
Part Number	7 536 02	
Operating pressure	psi	87
Air consumption	CFM	23.3
Oscillations	rpm	20,000
Hose size Ø	in	3/16"
Weight	lbs	2.4
L x H	in	7 3/4" x 2 1/2"

Price includes

1 metal tool case, 1 wrench, 1 whetstone (6 37 19 010 01 4)

AT A GLANCE

Pneumatic FEIN SUPERCUT with oscillating movement

- ▶ Hexagonal tool mount with frictional connection between machine and tool
- ▶ No air leaks, no oil misting in working area
- ▶ Available with a comprehensive range of accessories for professional use in many industry sectors
- ▶ Very easy to handle due to its ergonomic design and light weight

Cutter blades for automobile glazing

U-shaped

Short side, 2-pack



Cutting length	Part Number
3/8"	6 39 03 083 01 0
5/8"	6 39 03 095 01 1
3/4"	6 39 03 108 01 4
11/16"	6 39 03 087 01 9
3/4"	6 39 03 118 01 3
7/8"	6 39 03 115 01 8
15/16"	6 39 03 076 01 6
1 1/8"	6 39 03 163 01 1
1 1/4"	6 39 03 147 01 2
1 7/16"	6 39 03 079 01 2
1 9/16"	6 39 03 110 01 0
2 3/8"	6 39 03 101 01 0
2 3/4"	6 39 03 155 01 4

Long side, 2-pack



Cutting length	Part Number
11/16"	6 39 03 127 01 4
1 1/2"	6 39 03 114 01 4
1 1/2"	6 39 03 191 01 1
1 3/4"	6 39 03 154 01 0
2 1/16"	6 39 03 153 01 2
2 3/8"	6 39 03 107 01 6

Reinforced design, 2-pack



Cutting length	Part Number
2 3/4"	6 39 03 157 01 1
3 3/4"	6 39 03 111 01 9

Reinforced design, toothed, 2-pack



Cutting length	Part Number
3/4"	6 39 03 210 01 6
1"	6 39 03 211 01 5
1 1/2"	6 39 03 212 01 8

L-shaped

Toothed, 2-pack



Cutting length	Part Number
3/4"	6 39 03 208 01 0
1"	6 39 03 207 01 2
1 1/2"	6 39 03 209 01 4

Straight shape

2-pack



Cutting length	Total length	Part Number
1"	2 3/16"	6 39 03 121 01 8
1 1/16"	3 9/16"	6 39 03 176 01 5
4 5/16"	5 11/16"	6 39 03 194 01 6

Z-bend, 2-pack



Cutting length	Total length	Part Number
3/4"	2 11/16"	6 39 03 122 01 1
11/16"	3 5/16"	6 39 03 181 01 2
7/8"	2 9/16"	6 39 03 173 01 0
1"	2 9/16"	6 39 03 124 01 3
1 1/16"	3 3/8"	6 39 03 174 01 8
1 1/4"	4 5/16"	6 39 03 123 01 5
2 3/4"	4 3/4"	6 39 03 171 01 3

Curved, 2-pack



Cutting length	Total length	Part Number
9/16"	2 9/16"	6 39 03 120 01 9
5/8"	2 15/16"	6 39 03 104 01 5
1 3/8"	2 15/16"	6 39 03 103 01 7
1 3/8"	2 15/16"	6 39 03 109 01 8
1 3/8"	2 15/16"	6 39 03 164 01 9
1 3/8"	2 15/16"	6 39 03 172 01 6

Curved, Z-bend, 2-pack



Cutting length	Total length	Part Number
1 3/4"	4 3/4"	6 39 03 168 01 8
2 3/4"	4 3/4"	6 39 03 125 01 7

Z-bend, with rigid depth stop, 2-pack



Cutting length	Total length	Part Number
5/8"	4 3/4"	6 39 03 099 01 0
2 5/16"	4 15/16"	6 39 03 097 01 8

Z-bend, with adjustable depth stop, 2-pack



Cutting length	Total length	Part Number
5/8"-1 11/16"	3 15/16"	6 39 03 143 01 3
11/16"-1 9/16"	3 15/16"	6 39 03 170 01 4
13/16"-1 3/8"	3 15/16"	6 39 03 198 01 5
2 3/8"-3"	4 3/4"	6 39 03 169 01 2

Flat, with adjustable depth stop, 2-pack



Cutting length	Total length	Part Number
1 5/8"-2 3/8"	5 11/16"	6 39 03 182 01 5

Z-bend, bent with rigid depth stop, 2-pack



Cutting length	Total length	Part Number
1 13/16"	4 3/4"	6 39 03 179 01 1
2 1/8"	4 3/4"	6 39 03 160 01 5

Curved form

Z-bend, with rigid depth stop, 2-pack



Cutting length	Total length	Part Number
7/16"	3 3/8"	6 39 03 189 01 0
9/16"	3 1/8"	6 39 03 082 01 6
5/8"	3 1/8"	6 39 03 133 01 4
1 9/16"	3 3/8"	6 39 03 152 01 8

Z-bend, with adjustable depth stop, 2-pack



Cutting length	Total length	Part Number
1 1/4"-1 13/16"	4 5/16"	6 39 03 195 01 0

Cargo cutter blades and accessories

L-shaped

Toothed, 2-pack



Cutting length	Part Number
1"	6 39 03 207 01 2
1 1/2"	6 39 03 209 01 4

Cutter blade, straight shape

Toothed, 2-pack



Cutting length	Total length	Part Number
1 1/2"	2 3/16"	6 39 03 073 01 1

Z-bend, toothed, 2-pack



Cutting length	Total length	Part Number
2 1/4"	4 3/4"	6 39 03 081 01 3

Straight shape

Z-bend, 2-pack



Cutting length	Total length	Part Number
2 3/8"	4 3/4"	6 39 03 216 01 7

Angle cutter, 2-pack



Cutting length	Total length	Part Number
2 3/16"	3 3/8"	6 39 03 177 01 9

Curved form

Z-bend, 2-pack



Cutting length	Total length	Part Number
1 3/4"	3 1/8"	6 39 03 072 01 7

U-shaped

With elongated traverse, 2-pack



Cutting length	Part Number
1 1/16"	6 39 03 156 01 7

Hook shaped

Toothed, 2-pack



Cutting length	Part Number
1 1/2"	6 39 03 217 01 1

Segment blade

Segment shape for V-cuts and for cuts in corners, 2-pack



Cutting length	Total length	Part Number
1 3/16"	2 7/8"	6 39 03 132 01 0

Traction cable

With bail handle. Use is recommended when cutting out from outside with L-shaped or hook-shaped cutter blade. Easier work and less effort when cutting out glass panes from problem spots on buses, commercial vehicles, trams and rail vehicles.



Part Number
9 26 02 030 01 4

Work gloves

Vibration-attenuating, certified according to EN 388/420, EN ISO 10819, EEC No. 0200, No. in pack 1 pair



Size	Part Number
9 L	3 21 73 003 00 3
10 XL	3 21 73 004 00 1
11 XXL	3 21 73 005 00 5

Accessories for removing residual urethane from pinchweld


Scraper knife

Spade-shaped, with scratch-protective coating, 2-pack



Cutting length	Total length	Part Number
1/2"	2 1/2"	6 39 03 129 05 0
1 1/16"	2 9/16"	6 39 03 146 01 8
1"	2 1/2"	6 39 03 105 01 9

With cross cutter and scratch-protective coating on front limit stop, 2-pack



Cutting length	Total length	Part Number
1/2"		6 39 03 113 01 6
1"		6 39 03 131 01 7

With cross cutter, 2-pack



Cutting length	Part Number
1/2"	6 39 03 144 01 1

Scraper knife set

Consisting of: each 1 spade-shaped scraper knife, with scratch-protective coating (form 129/105).



Part Number
6 39 03 129 01 6

Consisting of: 1 each of scraper knife with cross cutter and scratch-protective coating on front limit stop (form 113/131).



Part Number
6 39 03 113 02 2

Scraper blade

For leveling and piercing through the bonding material.



Part Number
6 39 01 007 00 3

Accessories for the automobile workshop

Removal device

For dismantling rear and side glass panes without damaging the vulcanized sealing lip. For VW Golf III and VW Polo as of 1995 model, Lupo, Passat V station wagon, tailgate. Consisting of: 1 sliding guide and 2 cutter blades (forms 197 and 113).



Part Number
9 06 07 003 01 3

Cutter blade, straight shape

Curved, Z-bend, as subsequent order for removal device 9 06 07 001 01 6, 2-pack.



Part Number
6 39 03 197 01 7

Toothed, 2-pack



Cutting length	Total length	Part Number
1 1/2"	2 3/16"	6 39 03 073 01 1

Z-bend, toothed, 2-pack



Cutting length	Total length	Part Number
2 1/4"	4 3/4"	6 39 03 081 01 3


Saw blades

HSS, with fine teeth for precise cutting. Universal deployment on metal sheet of approx. 19 gauge, also doubled, and plastics. 2-pack.



Ø	Part Number
2 1/2"	6 35 02 102 01 6
3 1/8"	6 35 02 103 01 0

HSS, recessed, countersunk attachment screw for flush working, single pack.



Ø	Part Number
3 3/8"	6 35 02 145 01 8
3 15/16"	6 35 02 137 01 6

M-Cut saw blade

For cuts, cut-outs, and grooves in sheet metal, plastics, fiberglass, and carbon fiber-reinforced plastic, 2-pack



Width	Length	Part Number
1 3/16"	1 15/16"	6 35 02 138 01 4

E-Cut universal saw blades

Bi-metal teeth, recessed, also suitable for radii, high speed cut, sheet metal (56,000 lbf/in²) up to about 14 gauge, aluminum profiles, copper pipes, wood, plasterboard, and almost all plastics, flush cut. Length 2 3/8"



Width	qty	Part Number
1 1/8"	1	6 35 02 147 01 5
1 1/8"	5	6 35 02 147 02 1

Length 2 3/8"



Width	qty	Part Number
1 3/4"	1	6 35 02 148 01 3
1 3/4"	5	6 35 02 148 02 9


Cutting paste

Lubricating agents for working on sheet metals.

Part Number	3 21 32 020 12 9
--------------------	-------------------------

Scraper

For removing floor covering remains, underseal and residual bonding material, etc., single pack



Part Number	6 39 03 206 01 8
--------------------	-------------------------

Adaptor

Needed for fitting accessories with round adapters (e.g. for rasping, sanding, and polishing).

Part Number	3 06 05 114 01 1
--------------------	-------------------------

Sanding pad kit


2-pack, unperforated



Part Number	6 38 06 129 02 6
--------------------	-------------------------

Sanding sheet kit

Consisting of: 10 sanding sheets, unperforated, with hook & loop grit 60, 80, 120, 180, 240.



Part Number	6 37 17 082 03 3
--------------------	-------------------------

Accessory kits for automobile glaziers, cargo and automobile workshops

Automobile glazier accessory kit

Subsequent order to professional kit automobile glazier, consisting of: 3 L-shaped cutter blades, toothed (form 207), 1 each of L-shaped cutter blade, toothed (forms 208 and 209), 1 each of U-shaped cutter blade, reinforced design (forms 157 and 111), also 2 U-shaped cutter blade, reinforced design, toothed (form 212).



Part Number	6 39 03 167 38 3
--------------------	-------------------------

Automobile workshop accessories kit

Subsequent order to professional automobile workshop kit, consisting of: 2 U-shaped cutter blades, short side (form 076), 1 each of U-shaped cutter blade, short side (forms 079 and 101), 1 L-shaped cutter blade, toothed (form 207), 1 straight cutter blade, Z-bend, with adjustable roller stop (form 143), 1 spade-shaped scraper knife with scratch-protective coating (form 129), 1 stopper knife, 1 HSS saw blade (Ø 3 1/8").



Part Number	6 39 03 167 25 7
--------------------	-------------------------

Cargo accessory kit

Subsequent order to professional cargo kit, consisting of: 2 straight cutter blades, toothed (form 073), 1 straight cutter blade, Z-bend, toothed (form 081), 1 hook-shaped cutter blade, toothed (form 217), 1 curved cutter blade, Z-bend, (form 072), 1 each of L-shaped cutter blade, toothed (forms 207 and 209), 1 spade-shaped scraper knife with scratch-protective coating (form 105), 1 traction cable.



Part Number	6 39 03 167 32 0
--------------------	-------------------------

Glazier kit

1 mushroom blade, 4" flush cut blade, 1 serrated sickle blade



Part Number	6 39 03 167 99 9
--------------------	-------------------------

Gator blade kit

consisting of: toothed, 3/4", 1" and 1 1/2" L-shaped Blades.



Part Number	6 39 03 207 02 8
--------------------	-------------------------

U-shaped kit

consisting of: reinforced design, toothed, 3/4", 1" and 1 1/2" U-shaped Blades.



Part Number	6 39 03 210 03 8
--------------------	-------------------------





Model
9.11.55

Dust-Free Cutting / Sanding



Dust-free means quicker job preparation and eliminates 90% of clean up.

FEIN tools paired with a FEIN dust extractor can help you protect the

environment, keep the workplace clean, and make EPA compliance automatic. Dust-free sanding is faster and creates a better finish because the sandpaper rides directly on the work instead of on a bed of dust.

■ Dust-Free Cutting	P. 102-103
■ Random Orbit Sanders	P. 105-106
■ Rotary Sanders	P. 106



■ Dust-Free Cutting.

Cut wireways, cable channels, and access panels in lathe and plaster, concrete, drywall, ceramic tile, or even metal studs virtually dust-free with the new MF 12-180 Construction Cutter from FEIN.

The Construction Cutter uses a diamond blade to plunge cut into walls or floors for clean-edged cutting of channels or cut-outs. Perfect where dust-free work is mandatory such as in hospitals, hotels, and offices.

The tool features FEIN's heavy-duty High-Power motor for incredible non-stop performance. The blade is encased in a dust-free suction container. Cutting depth can be controlled precisely with the depth stop provided. A diamond blade and metal carrying case are included.

Construction Cutter 1,200 W



Model	MF 12-180	
Part Number	7 238 12	
Power consumption	Watts	1,200
Power output	Watts	750
No load speed	rpm	7,000
Cable with plug	ft	13'
Weight	lbs	9.0
Diamond wheel Ø	in	7"
Cutting depth	in	0-2"
L x H	in	14 3/8" x 6 1/8"

Price includes

1 metal tool case, 1 diamond wheel Ø 7 1/8"

AT A GLANCE

Extremely powerful and robust construction cutter for dismantling old windows, or cutting channels

- ▶ HIGH-POWER MOTOR for supreme performance and stability
- ▶ Dust-free operation with dust extraction and closed suction container
- ▶ Stable grip ensures secure handling
- ▶ Precise cuts without damaging the walls
- ▶ Cut passes with minimal clearance along walls
- ▶ Cutting depth can be precisely set by the depth stop
- ▶ Top-quality diamond wheel
- ▶ Companion to: FEIN SUPERCUT for cutting window frames

General Accessories

Diamond wheel

Ø 7 1/8", Special retainer for MF 12-180.

Part Number 6 35 02 146 01 1



■ Dust-Free Sanding Systems.

FEIN Dust-Free sanding systems integrate a variety of sanders and vacuums into complete systems that can capture up to 98 % of the dust created by sanding. Dust-Free sanding is faster and creates a better finish

because the sandpaper rides directly on the work instead of on a bed of dust. Fresh abrasive is always in contact with the surface and the sanding pad and surface stays cool. FEIN sanders can reduce sanding time up to 30 %.

Job site clean-up is virtually eliminated. Masking doors, windows and vents is not necessary, and jobs are completed faster. Finished products are clean and free of dust, and sandpaper usage is reduced.

Pneumatic Random Orbit Sander 5"



AT A GLANCE

- ▶ Excellent handling and low-vibration operation
- ▶ Top sanding performance on every material
- ▶ H&L of the sanding sheets
- ▶ Perfect direct dust extraction
- ▶ Very quiet-running rotating piston air engine

Model M 10 000-5
Part Number 7 520 15

Operating pressure	PSI	86
Air consumption	CFM	18
No load speed	rpm	10,000
Stroke	in	3/16"
Hose connection Ø	in	1 1/4"
Connector thread		
backing pad		5/16"-24 UNF
Hose size Ø	in	1/4"
Weight	lbs	2.4
Backing pad Ø	in	5"
L x H	in	4 3/4" x 4 5/16"

Price includes

1 protective suction hood, 1 air hose, 1 wrench, 1 backing pad Ø 5"

Pneumatic Random Orbit Sander 6"



AT A GLANCE

- ▶ Excellent handling and low-vibration operation
- ▶ Top sanding performance on every material
- ▶ H&L sanding sheets
- ▶ Perfect direct dust extraction
- ▶ Very quiet-running rotating piston air engine

Model M 10 000-6
Part Number 7 520 16

Operating pressure	PSI	86
Air consumption	CFM	18
No load speed	rpm	10,000
Stroke	in	3/16"
Hose connection Ø	in	1 1/4"
Connector thread		
backing pad		5/16"-24 UNF
Hose size Ø	in	1/4"
Weight	lbs	2.4
Backing pad Ø	in	6"
L x H	in	4 3/4" x 4 5/16"

Price includes

1 protective suction hood, 1 air hose, 1 wrench, 1 backing pad Ø 6"

Random Orbit Sander 6"



AT A GLANCE

Universal Random Orbit for coarse to fine sanding

- ▶ Unmatched finish results
- ▶ Excellent handling and low-vibration operation
- ▶ Top sanding performance on every material
- ▶ H&L sanding sheets
- ▶ Perfect direct dust extraction – up to 98% of dust

Model MSf 636-1
Part Number 7 220 78

Power consumption	W	380
No load speed	rpm	7,500
Stroke	in	5/16"
Hose connection Ø	in	1 1/4"
Connector thread		
backing pad		5/16"-24 UNF
Cable with plug	ft	16'
Weight	lbs	3.7
Backing pad Ø	in	6"
L x H	in	10 13/16" x 6 1/2"

Price includes

1 eccentric head Ø 6", 1 backing pad, medium, Ø 6", 1 protective suction hood, 1 wrench set

Random Orbit Sander 8"



AT A GLANCE

Universal Random Orbit for sanding finish applications

- ▶ Covers 78% more surface area than a standard 6" Sander
- ▶ Sands 54% faster than a 6" sander
- ▶ Dust Extraction up to 98% due to additional ports located on the outside of the pad collecting any remaining dust
- ▶ Self-start lock to prevent injuries
- ▶ Instantaneous electronic feedback system maintains constant RPM
- ▶ Speed control to ensure ideal performance for all applications

Model	MOL 1200 E	
Part Number	MOL 1200 E	
Input	W	1,200
Output	W	750
No load speed	rpm	0-7,000
Stroke		5/16"
Connection	in	1 1/4"
Cable with plug	ft	13'
Net Weight	lbs	7.7
Backing pad Ø	in	8"
L x H	in	12 5/16" x 5 3/8"

Price includes

1 protective suction hood, 1 additional handle

Rotary Sander 6"



AT A GLANCE

Universal rotary sander for sanding applications

- ▶ HIGH-POWER MOTOR for supreme performance and stability
- ▶ For sanding applications on medium and large surfaces
- ▶ H&L sanding sheets
- ▶ Perfect direct dust extraction
- ▶ Speed control to ensure ideal performance for all applications and optimal performance of the tool
- ▶ Ergonomic handle for fatigue-free and comfortable working
- ▶ Self-start lock to prevent injuries

Model	FSS 12-27 E-6	
Part Number	7 220 92	

Power consumption	W	1,200
Power output	W	750
No load speed	rpm	900-2,700
Hose connection Ø	in	1 1/4"
Cable with plug	ft	13'
Weight	lbs	5.0
Backing pad Ø	in	6"
Mounting thread		5/8"-11
L x H	in	12 5/16" x 5 3/8"

Price includes

1 protective suction hood, 1 additional handle

Rotary Sander 8"



AT A GLANCE

Universal rotary sander for sanding applications

- ▶ HIGH-POWER MOTOR for supreme performance and stability
- ▶ For sanding applications on medium and large surfaces
- ▶ H&L sanding sheets
- ▶ Perfect direct dust extraction
- ▶ Speed control to ensure ideal performance for all applications and optimal application of the tool
- ▶ Ergonomic handle for fatigue-free and comfortable working
- ▶ Self-start lock to prevent injuries

Model	FSS 12-27 E-8	
Part Number	7 220 92	

Power consumption	W	1,200
Power output	W	750
No load speed	rpm	900-2,700
Hose connection Ø	in	1 1/4"
Cable with plug	ft	13'
Weight	lbs	5.0
Backing pad Ø	in	8"
Mounting thread		5/8"-11
L x H	in	12 5/16" x 5 3/8"

Price includes

1 protective suction hood, 1 additional handle

General Accessories

FEIN "Turbo II"

Easy-to-use wet and dry vacuum with automatic switching. Detailed information on "dust-free sanding" and extensive accessories for the FEIN vacuum cleaner can be found in the chapter Accessories / Dust extractor



Part Number 9 55 13

Grease

(0.18 lbs)



Part Number 3 21 60 001 99 9

Sanding Ø 5"
M 10 000-5

Sanding sheets

Perforated, Ø 5", with. Application: metal, car bodies, soldered points, welds, fiberglass. Quality: high-performance emery canvas, fully synthetic-resin bonded, corundum. Features: highly stable, high sanding capacity.

Grit	qty	Part Number
60	50	6 37 28 055 01 0

Application: wood, paints, filler, automotive paints, fiberglass, plastics. Quality: fully synthetic-resin bonded, medium bond, corundum. Features: greatly reduces glazing, high sanding capacity, flexible.

Grit	qty	Part Number
80	50	6 37 28 001 01 6
100	50	6 37 28 002 01 9
150	50	6 37 28 003 01 3
180	50	6 37 28 004 01 1
220	50	6 37 28 005 01 5
240	50	6 37 28 006 01 8
280	50	6 37 28 007 01 2
320	50	6 37 28 008 01 0
400	50	6 37 28 058 01 5

Backing pad

Ø 5", perforated
With H&L



Hard
Part Number 6 38 06 103 02 7

Medium
Part Number 6 38 06 088 02 7

Soft
Part Number 6 38 06 117 02 5

Spare H&L element

Part Number 3 14 26 028 00 9

Backing pad

Ø 5", for MSF 636 1, unperforated, soft, with vacuum ring for edge vacuum with H&L, hard

Part Number 6 38 06 155 03 0

Replacement H&L 3 14 26 027 001.

Polishing Ø 5"
M 10 000-5

Lambskin

For polishing with H&L.



Ø 5" **Part Number 6 37 23 008 00 5**

Sanding Ø 6"
M 10 000-6, MSF 636-1

Sanding sheets

Perforated, Ø 6", with H&L Application: metal, car bodies, welds, fiberglass. Quality: high-performance emery cloth, fully synthetic-resin bonded, corundum. Features: highly stable, high sanding capacity.

Grit	qty	Part Number
24	50	6 37 28 019 99 9
40	50	6 37 28 009 01 4
60	50	6 37 28 010 01 6
80	50	6 37 28 056 01 3
100	50	6 37 28 054 01 6

Application: wood, paints, filler, automotive paints, fiberglass, plastics. Quality: fully synthetic-resin bonded, corundum. Features: greatly reduces loading, flexible.

Grit	qty	Part Number
80	50	6 37 28 074 01 4
100	50	6 37 28 011 01 5
120	50	6 37 28 084 01 3
150	50	6 37 28 012 01 8
180	50	6 37 28 013 01 2
220	50	6 37 28 014 01 0
240	50	6 37 28 015 01 4
280	50	6 37 28 016 01 7
320	50	6 37 28 017 01 1
400	50	6 37 28 061 01 0

Application: wood, paints, filler, automotive paints, fiberglass, plastics, solid surface. Quality: fully synthetic-resin bonded, corundum. Features: highly flexible.

Grit	qty	Part Number
150	50	6 37 27 118 01 1
180	50	6 37 27 119 01 5
220	50	6 37 27 120 01 7
240	50	6 37 27 121 01 6
280	50	6 37 27 122 01 9
320	50	6 37 27 123 01 3

Application: wood, metal, car bodies, welds. Quality: fully synthetic-resin bonded, light bond, corundum. Features: high sanding capacity.

Grit	qty	Part Number
40	50	6 37 28 072 01 2
60	50	6 37 28 073 01 6

Application: solid surface materials, metal, plastic, paint spot repair. Quality: film backing coated with micron graded mineral particles, resin bonded. Features: close tolerance finishes, fast cutting.

Micron	qty	Part Number
9	50	3M268L9
15	50	3M268L15
20	50	3M268L20
30	50	3M268L30
60	50	3M268L60
80	50	3M268L80
100	50	3M268L100

Sanding fleece

Ø 8", firm, with H&L, for use with sanding pads

Description	Part Number
White fine	TYPEFSFN
Maroon very fine	TYPEASBVF
Gray ultra fine	TYPESSBUF

Eccentric head

Ø 6", for MSF 636 1

Part Number 3 12 07 103 01 3

Backing pad

Ø 6", perforated, with H&L



Hard
Part Number 6 38 06 101 02 0

Medium
Part Number 6 38 06 090 02 3

Soft
Part Number 6 38 06 114 02 4

Spare H&L element

Part Number 3 14 26 030 00 5

Super soft

Add-on pad for sanding pads

Part Number 6 38 06 114 99 9

Polishing Ø 6"
M 10 000-6, MSF 636-1

Lambskin

For polishing with H&L.



Ø 6" **Part Number 6 37 23 009 00 4**

Pin wrench



Part Number 6 29 13 004 00 0

MSf 636-1

Bow

As additional handle for MSf 636 1

Part Number 3 21 25 048 03 2

Sanding Ø 6"
FSS 12-27 E-6

Sanding sheets

Perforated, Ø 6", with H&L.

Application: fiberglass reinforced materials. Quality: fully synthetic-resin bonded, silicon carbide. Features: long tool life, very high sanding capacity.

Grit	qty	Part Number
16	50	6 37 28 020 01 5
24	50	6 37 28 024 99 9
36	50	6 37 28 021 01 4

Application: wood, paints, filler, automotive paints, fiberglass, plastics. Quality: fully synthetic-resin bonded, medium bond, corundum. Features: greatly reduces glazing, flexible.

Grit	qty	Part Number
100	50	6 37 28 023 01 1

Application: wood, metal, car bodies, welds. Quality: fully synthetic-resin bonded, corundum. Features: high sanding capacity.

Grit	qty	Part Number
60	50	6 37 28 022 01 7

Backing pad

Ø 6", perforated, with H&L



Hard

Part Number 6 38 06 116 02 1

Extra soft

Part Number 6 38 06 166 02 6

Spare H&L element

Part Number 3 14 26 031 00 4

Polishing Ø 6"
FSS 12-27 E-6

Lambskin

For polishing with H&L.



Ø 6" **Part Number 6 37 23 009 00 4**

Sanding Ø 8"
FSS 12-27 E-8

Sanding sheets

Perforated, Ø 8", with H&L

Application: fiberglass reinforced materials.

Quality: fully synthetic-resin bonded, silicon carbide.

Features: long tool life, very high sanding capacity.

Grit	qty	Part Number
16	50	6 37 28 024 01 9
24	50	6 37 28 024 99 9
36	50	6 37 28 025 01 3

Application: metal, car bodies, soldered points, welds, fiberglass. Quality: high-performance emery canvas, fully synthetic-resin bonded, corundum.

Features: highly stable, very high sanding capacity.

Grit	qty	Part Number
60	50	6 37 28 082 01 1
80	50	6 37 28 083 01 5

Application: metal, car bodies, soldered points, welds, fiberglass. Quality: fully synthetic-resin bonded, corundum.

Features: stable, high sanding capacity.

Grit	qty	Part Number
60	50	6 37 28 077 01 5
80	50	6 37 28 078 01 3

Application: metal, automotive paints. Quality: fully synthetic-resin bonded, medium bond, corundum. Features: greatly reduces glazing.

Grit	qty	Part Number
80	50	6 37 28 057 01 7
100	50	6 37 28 027 01 0
150	50	6 37 28 081 01 8
180	50	6 37 28 028 01 8
220	50	6 37 28 029 01 2
240	50	6 37 28 030 01 4
280	50	6 37 28 031 01 3

Backing pad

Ø 8", perforated with H&L



Hard

Part Number 6 38 06 102 02 3

Medium

Part Number 6 38 06 095 02 1

Extra soft

Part Number 6 38 06 118 02 3

Velcro fastener

Part Number 3 14 26 033 00 1

Sanding Ø 8"
MOL 1200 E

Sanding sheets

Application: wood, paints, filler, automotive paints, fiberglass, plastics.

Quality: fully synthetic-resin bonded, corundum. Features: greatly reduces glazing, flexible.

Grit	qty	Part Number
80	50	6 37 29 006 99 9
100	50	6 37 29 007 99 9
120	50	6 37 29 008 99 9
150	50	6 37 29 009 99 9
180	50	6 37 29 010 99 9
220	50	6 37 29 011 99 9
280	50	6 37 29 012 99 9
320	50	6 37 29 013 99 9
400	50	6 37 29 014 99 9
600	50	6 37 29 015 99 9

Application: wood, metal, car bodies, welds. Quality: fully synthetic-resin bonded, light bond, corundum. Features: high sanding capacity.

Grit	qty	Part Number
40	50	6 37 29 003 99 9
60	50	6 37 29 005 99 9

Application: solid surface materials, metal, plastic, paint spot repair. Quality: film backing coated with micron graded mineral particles, resin bonded. Features: close tolerance finishes, fast cutting.

Micron	qty	Part Number
9	50	3M268L9-8
15	50	3M268L15-8
20	50	3M268L20-8
30	50	3M268L30-8

60	50	3M268L60-8
80	50	3M268L80-8
100	50	3M268L100-8

Solid surface kit micron

Part Number SSK 3M 8"

Application: metal, car bodies, soldered points, welds, fiberglass. Quality: high-performance emery canvas, fully synthetic-resin bonded, corundum. Features: highly stable, high sanding capacity.

Micron	qty	Part Number
36	50	6 37 29 001 99 9
40	50	6 37 29 002 99 9
60	50	6 37 29 004 99 9
80	50	6 37 29 006 88 8
100	50	6 37 29 007 88 8

Sanding fleece

Ø 8", firm, with H&L, for use with sanding pads

Description	Part Number
White fine	TYPEFSFN-8
Maroon very fine	TYPEASBVF-8
Gray ultra fine	TYPESSBUF-8

Sanding pad

Ø 8", perforated with H&L



Medium pad

Part Number 6 38 06 092 99 9

Pin wrench



Part Number 6 29 13 005 00 4



Dust-Free
Cutting /
Sanding



Vacuums



FEIN Dust Extractors and Vacuums

FEIN dust extractors and vacuums are powerful and durable yet comfortably quiet. Vacuum performance is measured by static water lift, and at 90 to 99 inches of water lift, FEIN vacs produce far greater suction than the competition. And, at an average 60 decibels, they are far quieter than most other popular vacuums. All FEIN vacs and dust extractors are designed for heavy-duty, continuous industrial use and employ dual fan turbo cooling to extend motor life. All models can be used wet or dry and have accessory filters up to .3 micron (HEPA) available for them.

Dust Extractors

The Turbo II, and Turbo III models, when combined with FEIN's random orbit sanders, are an integral part of FEIN's 98% dust-free sanding system. Plug your random orbit sander directly into a FEIN dust extractor. The tool's switch turns the dust extractor on and off and provides a ten second delay after shut-off to clear the hose. FEIN dust extractors handle power tools with inputs of 40 to 2,000 watts (.3 to 19 amps).

Turbo Cooling Technology

FEIN Turbo Cooling Technology uses a dual fan motor to prevent electrical damage and extend the life of the motor. One fan is sealed and creates suction to draw in air and debris, filter it and exhaust it. The second fan draws cooling air from outside and across the motor. This technique, typically found only on more expensive vacuums, assures you that the motor will never be starved for cooling air or exposed to dirt and grime in the tank even if the hose and filter are blocked.

■ Dust Extractors

P. 112-115



Turbo I Wet/Dry Vacuum



AT A GLANCE

- ▶ 6 gallon capacity
- ▶ Durable, reliable, quiet and powerful
- ▶ Auto start for dust extraction when connected to your power tool with input of 40 to 2,000 watts (.3 to 19 amps.)
- ▶ Can be used as a wet vac with optional anti-foam filter
- ▶ Fein Turbo cooling technology uses a dual fan motor to prevent electrical damage and extend the life of the motor
- ▶ Fein vacuums are the perfect combination of portability and power
- ▶ A wide verity of accessories are available for Fein vac's

Type	Turbo I	
Part Number	9 11 55	
Autostart		Yes
Voltage	V	120
Watts	W	1,000
Static water lift	in	90"
Air Flow	cfm	116
Weight	lb	17.7
Power cord	ft	16'
Hose Length	ft	16'
Hose Diameter	in	1 1/4"
Capacity dry	gal	6
Capacity wet	gal	5.3
Dimensions	in	23" x 15 1/2"
Noise at 3 1/2" ft	db(A)	63

Price includes
Crevice tool, Adaptor, Brush, 16' Hose (1 1/4" dia.), 5 Micron cloth bag

Turbo II Wet/Dry Vacuum



AT A GLANCE

- ▶ 9 gallon capacity
- ▶ Durable, reliable, quiet and powerful
- ▶ Auto start for dust extraction when connected to your power tool with input of 40 to 2,000 watts (.3 to 19 amps.)
- ▶ Can be used as a wet vac with optional anti-foam filter
- ▶ Fein Turbo cooling technology uses a dual fan motor to prevent electrical damage and extend the life of the motor
- ▶ Fein vacuums are the perfect combination of portability and power
- ▶ A wide verity of accessories are available for Fein vac's

Type	Turbo II	
Part Number	9 55 13	
Autostart		Yes
Voltage	V	120
Watts	W	1,050
Static water lift	in	90"
Air Flow	cfm	116
Weight	lb	28.5
Power cord	ft	16'
Hose Length	ft	16'
Hose Diameter	in	1 1/4"
Capacity dry	gal	9
Capacity wet	gal	6.8
Dimensions	in	24 3/4" x 16 1/2" x 15 3/4"
Noise at 3 1/2" ft	db(A)	57.8

Price includes
16' Hose (1 1/4" dia.), 5 Micron cloth bag



Turbo III Wet/Dry Vacuum



AT A GLANCE

- ▶ 14.5 gallon capacity
- ▶ Durable, reliable, quiet and powerful
- ▶ Auto start for dust extraction when connected to your power tool with input of 40 to 2,000 watts (.3 to 19 amps.)
- ▶ Can be used as a wet vac with optional anti-foam filter
- ▶ Fein Turbo cooling technology uses a dual fan motor to prevent electrical damage and extend the life of the motor
- ▶ Comes with a 2 1/4" hose and doubles as a clean and efficient workshop dust collector
- ▶ Fein vacuums are the perfect combination of portability and power
- ▶ A wide verity of accessories are available for Fein vac's

Type	Turbo III Dust Extractor	
Part Number	9 77 25	
Autostart		Yes
Voltage	V	120
Watts	W	1,200
Static water lift	in	99"
Air Flow	cfm	126
Weight	lb	36
Power cord	ft	16'
Hose Length	ft	10'
Hose Diameter	in	2 1/4"
Capacity dry	gal	14.5
Capacity wet	gal	12
Dimensions	in	29 1/8" x 16 1/4" x 15 3/4"
Noise at 3 1/2' ft	db(A)	57.8
Price includes		
10' hose (2 1/4" dia.), Step adapter (2 1/4" to 1 1/4"), 5 Micron filter cloth		

General Accessories

1 Micron Filter

Use with paper dust bag, flange and mounting screw for dust such as dry wall and sheet rock



Part Number **TII1MCRN**

0.3 Micron HEPA Filter

Use with paper dust bag, flange and mounting screw for hazardous small particulate dust



Part Number **TIIHEPA**

Filter Mounting Screw

Use with HEPA and 1 micron filters



Part Number **TII3001**

Filter Mounting Flange

Use with HEPA and 1 micron filters



Part Number **TII3002**

Anti-Foam Filter

For foamy water removal, used by itself



Part Number **9 02 04 200 0**

Power Beater Brush

130 watt, automatic motorized start for textile and linoleum, width 14"



For use with Turbo III use Adaptor 2 1/2"-1 1/4" (9 21 005 AK13)

Part Number **PB 350**

3 Way Connector

With Cap for using 2 suction hoses



Part Number **9 21 086 AA13**

Replacement Cap

For 3 Way Connector



Part Number **9 21 087 AK13**

Adapter

1 1/4" hose end to a Random Orbit dust free dust port



Part Number **9 21 069 A13**

Step Adapter

From 1 1/4" to 3/4"



Part Number **9 21 072 K13**

Basket and strap



Part Number **5 26 300 AA13**

Hose Cradle



Part Number **3 9 16 054 A089**

Turbo 1

Filter bag kit

1 micron filter, dust bag, flange, mounting screw



Part Number **FBK-1**

Dust Bag

Dust bag 3-pack for use with a 1 Micron or HEPA filter, collects larger particles for two-stage dust collection



Part Number **9 13 038 K01**

5 Micron Filter Cloth

For larger shop clean up, used by it self, dry only



Part Number **9 13 022 GA5**

Hose Assembly

(16 ft), dia. 1 1/4", anti-static



Part Number **9 21 049 GN1**

Cord Clips for 1 1/4" Hose



Part Number **9 21 063 K13**

Clean Up Kit

2 metal extension tubes, air reduction handle, upholstery nozzle, crevice tool, wet brush, floor brush with wheels, and an anti-foam filter for water pickup



Part Number **DW1**

Handle

With air regulation slide



Part Number **9 21 067 A13**

Extension Tube

Plated metal, 1 pcs., length 19"
2 required



Part Number **9 19 036 B94**

Floor Brush with wheels

With sliding base



Part Number **9 19 064 B13**

Thread Pick for Brush

For Floor brush with wheels

Part Number **9 19 043 R14**

Liquid Pick Up Nozzle

Plastic, width 1 3/4"



Part Number **9 21 051 A13**

Brush

Plastic, dia. 2 1/2"



Part Number **9 19 001 A13**

Upholstery Tool

Plastic, with brush insert, width 5 1/2"



Part Number **9 19 003 K13**

Crevice Tool

Plastic, length 8"



Part Number **9 19 007 K13**

Turbo 2

Filter bag kit

1 micron filter, dust bag, flange, mounting screw



Part Number **FBK**

Dust Bag

Dust bag 3-pack for use with a 1 Micron filter, collects larger particles for two-stage dust collection



Part Number **9 13 036 K01**

HEPA Filter bag kit

1 HEPA filter, dust bag, flange, mounting screw



Part Number FBK-HEPA

Safety bag

5-pack for use with HEPA filter for hazardous small particulate dust



Part Number 9 13 049 P01

5 Micron Filter Cloth

For larger shop clean up, used by it self, dry only



Part Number 9 13 025 GA5

Hose Assembly

(16 ft), 1 1/4", antistatic



Part Number 9 21 049 GN1

Cord Clips for 1 1/4" Hose



Part Number 9 21 063 K13

Clean Up Kit

2 metal extension tubes, air reduction handle, upholstery nozzle, crevice tool, wet brush, floor brush with wheels, and an anti-foam filter for water pickup



Part Number DW1

Handle

With air regulation slide



Part Number 9 21 067 A13

Extension Tube

Plated metal, 1 pcs., length 19" 2 required



Part Number 9 19 036 B94

Floor Brush with wheels

With sliding base



Part Number 9 19 064 B13


Thread Pick for Brush

For Floor brush with wheels

Part Number 9 19 043 R14

Liquid Pick Up Nozzle

Plastic, width 11 3/4"



Part Number 9 21 051 A13

Brush

Plastic, dia. 2 1/2"



Part Number 9 19 001 A13

Upholstery Tool

Plastic, with brush insert, width 5 1/2"



Part Number 9 19 003 K13

Crevice Tool

Plastic, length 8"



Part Number 9 19 007 K13

Turbo 3

Filter bag kit

1 micron filter, dust bag, flange, mounting screw



Part Number FBK-3

Dust Bag

Dust bag 3-pack for use with a 1 Micron or HEPA filter, collects larger particles for two-stage dust collection



Part Number 9 13 048 K01

5 Micron Filter Cloth

For larger shop clean up, used by itself, dry only



Part Number 9 13 025 GA5

Hose Assembly

(10 ft), dia 2 1/2", anti-static



Part Number 9 21 120 AG13


Clean Up Kit

Tools fit directly onto 2 1/2" hose, includes 2 plastic extension tubes, and air reduction handle, a crevice tool, a round brush, an upholstery nozzle, a floor brush, and an anti-foam filter



Part Number DW3

Handle



Part Number 9 21 085 AK13

Extension Tube

Plastic, 1 pcs., length 19" 2 required



Part Number 9 21 001 AK13

Floor Brush Housing

Plastic, width 15 3/4"



Part Number 9 21 081 CD13

Fluid and floor insert



Part Number 9 21 088 AK13

Floor Brush



Part Number 9 21 084 AK13

Liquid Pick Up Nozzle



Part Number 9 21 083 AK13

Brush

Plastic, dia. 2 3/4"



Part Number 9 21 002 AK13

Upholstery Tool

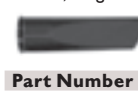
Plastic, 5" x 6"



Part Number 9 21 003 AK13

Crevice Tool

Plastic, length 9"



Part Number 9 21 004 AK13

Adaptor 2 1/2" - 1 1/4"



Part Number 9 21 005 AK13

Hose end replacement

2 1/4" - 4"



For standard equipment openings such as table saw, planers

Part Number 9 21 16 AK13



Industry Tools



FEIN high-performance power tools are synonymous with quality and precision. FEIN is a leading producer of power tools with ergonomic design. Safety and environmental

concerns, along with durability, and economic operation, have enabled FEIN's success as a producer of "World Class" power tools for Industry.

-
- **Assembly Screwdrivers** P. 118-124
 - **High Frequency Grinders** P. 126-135
 - **Pipe Milling Machines** P. 136-140
-



■ FEIN AccuTEC – Assembly Fastening.








The demands on fasteners has increased enormously in industry in the past years. Based on many years of experience FEIN knows

what it takes to drive screws: repeatability, durability and excellent ergonomics for comfortable handling. FEIN's AccuTEC range

of screwdrivers provides the ideal solution for high-quality fastening in a torque range of 4.5 to 221 in.lbs.




FEIN AccuTEC Screw Guns with pistol grip handle.

FEIN AccuTEC Screw Guns with pistol grip handle

								
Torque	in.lbs	8–17.7	13.3–35.4	8.9–53.1	8.9–53.1	17.7–79.65	17.7–79.65	26.6–106.2
Torque	Nm	0.9–2.0	1.5–4.0	1.0–6.0	1.0–6.0	2.0–9.0	2.0–9.0	3.0–12.0
No load speed	rpm	380	800	600	150	380	590	460
Chuck (QuickIN)		1/4" Ø	1/4" Ø	1/4" Ø	1/4" Ø	1/4" Ø	1/4" Ø	1/4" Ø
Metric screws		●●	●●	●●	●●	●●	●●	●●
Self-tapping screws		●●	●	●●	●	●●	●●	●●
Fastening into Plastics		●●	●	●●	●●	●●	●●	●●
Hose links		●	–	–	●●	●	–	–
Sensitive Fastening		●	–	–	●●	●	–	–
Part Number		7 112 07	7 112 06	7 112 04	7 112 05	7 112 03	7 112 02	7 112 01

●● = very well suited, ● = well suited

FEIN AccuTEC Angle Nutrunner

					
Torque	in.lbs	8.9–141.6	8.9–141.6	8.9–141.6	88.5–221.2
Torque	Nm	6.0–16.0	6.0–16.0	6.0–16.0	10.0–25.0
No load speed	rpm	300	300	300	240
Chuck		3/8" ■	1/4" ■	1/4" ○	3/8" ■
Angled head adjustment		2 x 180°	2 x 180°	2 x 180°	2 x 180°
Part Number		7 110 93	7 113 04	7 113 05	7 110 94

FEIN AccuTEC 9 V Screw Guns with pistol grip handle up to 80 in.lbs



AT A GLANCE

Certified screwdriver according to ISO 5393, VDI/VDE 2647, achieves Cmk value > 2.00 at ± 10% (referred to 6 Sigma) for soft and hard joints

- ▶ Process optimized with switch-on delay and low energy lock (battery monitor)
- ▶ Precise tightening torque regardless of screw application
- ▶ Brushless and maintenance-free EC motor
- ▶ Soft start
- ▶ Soft cut-out without hand/arm recoil
- ▶ Very high operating efficiency
- ▶ Optimal ergonomics and well-balanced weight distribution
- ▶ FEIN batteries with high loading capacity
- ▶ Integrated illumination of the screwdriving site
- ▶ Reverse activated at the press of a button
- ▶ Retro-fits to FEIN AccuTEC Control
- ▶ Balancer suspension available
- ▶ NiMH batteries also available

Model	ASM 9-2
Part Number	7 112 07

Torque range	in.lbs	8–17.7
	Nm	0.9–2.0
No load speed	rpm	380
Current/Voltages	V ^{ac}	9.6
Weight incl. battery	lbs	2.8
Chuck (QuickIN)		1/4"

Model	ASM 9-4
Part Number	7 112 06

Torque range	in.lbs	13.3–35.4
	Nm	1.5–4.0
No load speed	rpm	800
Current/Voltages	V ^{ac}	9.6
Weight incl. battery	lbs	2.8
Chuck (QuickIN)		1/4"

Model	ASM 9-6
Part Number	7 112 04

Torque range	in.lbs	8.9–53.1
	Nm	1.0–6.0
No load speed	rpm	600
Current/Voltages	V ^{ac}	9.6
Weight incl. battery	lbs	2.8
Chuck (QuickIN)		1/4"

Model	ASM 9-6-150
Part Number	7 112 05

Torque range	in.lbs	8.9–53.1
	Nm	1.0–6.0
No load speed	rpm	150
Current/Voltages	V ^{ac}	9
Weight incl. battery	lbs	2.8
Chuck (QuickIN)		1/4"

Model	ASM 9-9
Part Number	7 112 03

Torque range	in.lbs	17.7–79.65
	Nm	2.0–9.0
No load speed	rpm	380
Current/Voltages	V ^{ac}	9
Weight incl. battery	lbs	2.8
Chuck (QuickIN)		1/4"

Price includes

1 NiCd battery 1,250 mAh

FEIN AccuTEC 12 V Screw Guns with pistol grip handle up to 106 in.lbs



AT A GLANCE

Certified screwdriver according to ISO 5393, VDI/VDE 2647, achieves Cmk value > 2.00 at ± 10% (referred to 6 Sigma) for soft and hard joints

- ▶ Process optimized with switch-on delay and low energy lock (battery monitor)
- ▶ Precise tightening torque regardless of screw applications
- ▶ Brushless and maintenance-free EC motor
- ▶ Soft start
- ▶ Soft cut-out without hand/arm recoil
- ▶ Very high operating efficiency
- ▶ Optimal ergonomics and well-balanced weight distribution
- ▶ FEIN batteries with high loading capacity
- ▶ Integrated illumination of the screwdriving site
- ▶ Reverse activated at the press of a button
- ▶ Retro-fits to FEIN AccuTEC Control
- ▶ Balancer suspension available
- ▶ NiMH batteries also available

Model **ASM 12-9**
Part Number **7 112 02**

Torque range	in.lbs	17.7–79.65
	Nm	2.0–9.0
No load speed	rpm	590
Current/Voltages	V ^{ac}	12
Weight incl. battery	lbs	3.3
Chuck (QuickIN)		1/4"

Model **ASM 12-12**
Part Number **7 112 01**

Torque range	in.lbs	26.6–106.2
	Nm	3.0–12.0
No load speed	rpm	460
Current/Voltages	V ^{ac}	12
Weight incl. battery	lbs	3.3
Chuck (QuickIN)		1/4"

Price includes

1 NiCd battery 1,250 mAh

FEIN AccuTEC 12 V Angle Nutrunner up to 141 in.lbs



AT A GLANCE

Certified screwdriver according to ISO 5393, VDI/VDE 2647, achieves Cmk value > 1.67 at ± 12% (referred to 6 Sigma) for soft and hard joints

- ▶ Process optimized with switch-on delay and low energy lock (battery monitor)
- ▶ Precise tightening torque regardless of screw applications
- ▶ Brushless and maintenance-free EC motor
- ▶ Soft start
- ▶ Soft cut-out without hand/arm recoil
- ▶ Very high operating efficiency
- ▶ Optimal ergonomics and well-balanced weight distribution
- ▶ FEIN batteries with high loading capacity
- ▶ Integrated illumination for the screwdriving point
- ▶ Reverse activated at the press of a button
- ▶ Tongue tools can be used
- ▶ Angled heads can be adjusted 2 x 180°
- ▶ Retro-fits to FEIN AccuTEC Control
- ▶ Balancer suspension available
- ▶ NiMH batteries also available

Model Part Number		ASW 12-16 7 110 93	ASW 12-16 7 113 04
Torque range	in.lbs	8.9–141.6	8.9–141.6
	Nm	6.0–16.0	6.0–16.0
No load speed	rpm	300	300
Current/Voltages	V ^m	12	12
Weight incl. battery	lbs	4.6	4.6
Chuck	in	3/8" ■	1/4" ■

Price includes

1 NiCd battery 2,000 mAh

Model Part Number		ASW 12-16 7 113 05
Torque range	in.lbs	8.9–141.6
	Nm	6.0–16.0
No load speed	rpm	300
Current/Voltages	V ^m	12
Weight incl. battery	lbs	4.6
Chuck	in	1/4" ○

Price includes

1 NiCd battery 2,000 mAh

FEIN AccuTEC 12 V Angle Nutrunner up to 221 in.lbs



AT A GLANCE

Certified screwdriver according to ISO 5393, VDI/VDE 2647, achieves Cmk value > 1.67 at ± 12% (referred to 6 Sigma) for soft and hard joints

- ▶ Process optimized with switch-on delay and low energy lock (battery monitor)
- ▶ Precise tightening torque regardless of screw application
- ▶ Brushless and maintenance-free EC motor
- ▶ Soft start
- ▶ Soft cut-out without hand/arm recoil
- ▶ Very high operating efficiency
- ▶ Optimal ergonomics and well-balanced weight distribution
- ▶ FEIN batteries with high loading capacity
- ▶ Integrated illumination for the screwdriving point
- ▶ Reverse activated at the press of a button
- ▶ Tongue tools can be used
- ▶ Angled heads can be adjusted 2 x 180°
- ▶ Retro-fits to FEIN AccuTEC Control
- ▶ Balancer suspension available
- ▶ NiMH batteries also available

Model Part Number		ASW 12-25 7 110 94
Torque range	in.lbs	88.5–221.2
	Nm	10.0–25.0
No load speed	rpm	300
Current/Voltages	V ^m	12
Weight incl. battery	lbs	4.63
Chuck	in	3/8" ■

Price includes

1 NiCd battery 2,000 mAh

FEIN AccuTEC 12 V Angle Nutrunner—with angled head and tongue tool up to 154 in.lbs



AT A GLANCE

Certified screwdriver according to ISO 5393, VDI/VDE 2647, achieves Cmk value > 1.67 at ± 12% (referred to 6 Sigma) for soft and hard joints

- ▶ Process optimized with switch-on delay and low energy lock (battery monitor)
- ▶ Precise tightening torque regardless of screw application
- ▶ Brushless and maintenance-free EC motor
- ▶ Soft start
- ▶ Soft cut-out without hand/arm recoil
- ▶ Very high operating efficiency
- ▶ Optimal ergonomics and well-balanced weight distribution
- ▶ FEIN batteries with high loading capacity/screwdrivers
- ▶ Integrated illumination for the screwdriving point
- ▶ Reverse activated at the press of a button
- ▶ Tongue tools can be used
- ▶ Angled heads can be adjusted 2 x 180°
- ▶ Retro-fits to FEIN AccuTEC Control
- ▶ Balancer suspension available
- ▶ NiMH batteries also available

Model ASW 12-11 Z
Part Number 7 110 95

Torque range	in.lbs	37.1–99.1
	Nm	4.2–11.2
No load speed	rpm	300
Current/Voltages	V ^{ac}	12
Weight incl. battery	lbs	5.0
Chuck (QuickIN)	Adapter	3/8" ■

Price includes

1 NiCd battery 2,000 mAh

Model ASW 12-17 Z
Part Number 7 110 96

Torque range	in.lbs	62–154.8
	Nm	7.0–17.5
No load speed	rpm	240
Current/Voltages	V ^{ac}	12
Weight incl. battery	lbs	5.0
Chuck (QuickIN)	Adapter	3/8" ■

Price includes

1 NiCd battery 2,000 mAh

Model with flat drive and drive toothed gear on page 126

FEIN AccuTEC 12 V Angle Nutrunner—with angled head and tongue tool up to 146 in.lbs



AT A GLANCE

Certified screwdriver according to ISO 5393, VDI/VDE 2647, achieves Cmk value > 1.67 at ± 12% (referred to 6 Sigma) for soft and hard joints

- ▶ Process optimized with switch-on delay and low energy lock (battery monitor)
- ▶ Precise tightening torque regardless of screw application
- ▶ Brushless and maintenance-free EC motor
- ▶ Soft start
- ▶ Soft cut-out without hand/arm recoil
- ▶ Very high operating efficiency
- ▶ Optimal ergonomics and well-balanced weight distribution
- ▶ FEIN batteries with high loading capacity/screwdrivers
- ▶ Integrated illumination for the screwdriving point
- ▶ Reverse activated at the press of a button
- ▶ Tongue tools can be used
- ▶ Angled heads can be adjusted 2 x 180°
- ▶ Retro-fits to FEIN AccuTEC Control
- ▶ Balancer suspension available
- ▶ NiMH batteries also available

Model ASW 12-11 Zo
Part Number 7 110 97

Torque range	in.lbs	34.5–92.9
	Nm	3.9–10.5
No load speed	rpm	300
Current/Voltages	V ^{ac}	12
Weight incl. battery	lbs	5.0
Chuck (QuickIN)	Adapter	3/8" ■

Price includes

1 NiCd battery 2,000 mAh

Model ASW 12-17 Zo
Part Number 7 110 98

Torque range	in.lbs	57.5–146
	Nm	6.5–16.5
No load speed	rpm	240
Current/Voltages	V ^{ac}	12
Weight incl. battery	lbs	5.0
Chuck (QuickIN)	Adapter	3/8" ■

Price includes

1 NiCd battery 2,000 mAh

Model with flat drive and drive toothed gear on page 124

FEIN AccuTEC 12 V Angle Nutrunner—with flat drive inline and tongue tool up to 110 in.lbs



AT A GLANCE

Certified screwdriver according to ISO 5393, VDI/VDE 2647, achieves Cmk value > 1.67 at ± 12% (referred to 6 Sigma) for soft and hard joints

- ▶ Process optimized with switch-on delay and low energy lock (battery monitor)
- ▶ Precise tightening torque regardless of screw application
- ▶ Brushless and maintenance-free EC motor
- ▶ Soft start
- ▶ Soft cut-out without hand/arm recoil
- ▶ Very high operating efficiency
- ▶ Optimal ergonomics and well-balanced weight distribution
- ▶ FEIN batteries with high loading capacity
- ▶ Integrated illumination for the screwdriving point
- ▶ Reverse activated at the press of a button
- ▶ Tongue tools can be used
- ▶ Angled heads can be adjusted 2 x 180°
- ▶ Retrofits to FEIN AccuTEC Control
- ▶ Balancer suspension available
- ▶ NiMH batteries also available

Model ASW 12-11 I
Part Number 7 110 99

Torque range	in.lbs	38–101.7
	Nm	4.3–11.5
No load speed	rpm	350
Current/Voltages	V ^{ac}	12
Weight incl. battery	lbs	5.0
Chuck (QuickIN)	Adapto	3/8" ■

Price includes

1 NiCd battery 2,000 mAh

Model ASW 12-11 Io
Part Number 7 113 07

Torque range	in.lbs	40.7–110.6
	Nm	4.6–12.5
No load speed	rpm	300
Current/Voltages	V ^{ac}	12
Weight incl. battery	lbs	5.0
Chuck (QuickIN)	Adapter	3/8" ■

Price includes

1 NiCd battery 2,000 mAh

Model number

Features/Part Number		ASW 12-11 Z	ASW 12-11 Zo	ASW 12-17 Z	ASW 12-17 Zo	ASW 12-11 I	ASW 12-11 Io
Flat drive and drive toothed gear	SW 8	7 110 95 53 01 9	7 110 97 53 01 8			7 110 99 51 01 0	7 113 07 51 01 0
Flat drive and drive toothed gear	SW 10	7 110 95 54 01 9	7 110 97 54 01 8	7 110 96 51 01 2	7 110 98 51 01 4	7 110 99 52 01 0	7 113 07 52 01 0
Flat drive and drive toothed gear	SW 11		7 110 97 55 01 8		7 110 98 52 01 4		7 113 07 53 01 0
Flat drive and drive toothed gear	SW 12				7 110 98 53 01 4		
Flat drive and drive toothed gear	SW 13			7 110 96 52 01 2	7 110 98 54 01 4		
Flat drive and drive toothed gear	SW 5/16"	7 110 95 52 01 9				7 110 99 53 01 0	7 113 07 54 01 0
Flat drive and drive toothed gear	SW 3/8"	7 110 95 51 01 9	7 110 97 51 01 8	7 110 96 53 01 2		7 110 99 54 01 0	7 113 07 55 01 0
Flat drive and drive toothed gear	SW 7/16"		7 110 97 52 01 8		7 110 98 55 01 4		7 113 07 56 01 0
Flat drive and drive toothed gear	SW 1/2"			7 110 96 54 01 2	7 110 98 56 01 4		

ASM Accessories

Coding sleeves

For color IDs of different models



Color	qty	Part Number
Black	10	3 05 01 345 01 0
Grey	10	3 05 01 346 01 0
Green	10	3 05 01 347 01 0
Blue	10	3 05 01 348 01 0
Red	10	3 05 01 349 01 0
Orange	10	3 05 01 350 01 0
Yellow	10	3 05 01 351 01 0
Color-mix	7	3 05 01 345 02 0

ASM batteries

Current V	Capacity mAh	Part Number
9.6 NiCd	1,250	9 26 04 081 02 2
9.6 NiMH	2,000	9 26 04 082 02 5
12 NiCd	1,250	9 26 04 083 02 9
12 NiMH	2,000	9 26 04 084 02 7

Clip

Fits ASM, for use with balancer
Part Number 3 21 25 056 00 8

Reinforced design
Part Number 3 21 25 054 00 1

Plastic cover
For protecting the work surface from damage
Part Number 3 14 20 120 00 0

ASW Accessories

Plastic cover

For protecting the work surface from mechanical damage



For Model	Fig.	Part Number
ASW 12-16 (05-)	1	3 14 28 147 01 5
ASW 12-16 (05-)	2	3 14 28 156 00 0
ASW 12-25	3	3 14 28 157 00 0

ASW batteries

Current V	Capacity mAh	Part Number
12 NiCd	2,000	9 26 04 066 02 6
12 NiMH	2,600	9 26 04 079 02 1

FEIN Batteries

FEIN batteries

9.6 Volt models	Current/Voltages	Capacity	Weight	Part Number
	9.6 V NiCd	800 mAh	0.82 lbs	9 26 04 007 02 6
	9.6 V NiMh	1,700 mAh	0.87 lbs	9 26 04 080 02 3
	9.6 V NiCd	1,250 mAh	0.99 lbs	9 26 04 081 02 2
	9.6 V NiMh	2,000 mAh	1.01 lbs	9 26 04 082 02 5
12 Volt models				
	12 V NiCd	1,250 mAh	1.27 lbs	9 26 04 083 02 9
	12 V NiMh	2,000 mAh	1.30 lbs	9 26 04 084 02 7
	12 V NiCd	2,000 mAh	1.60 lbs	9 26 04 066 02 6
	12 V NiMh	2,600 mAh	1.65 lbs	9 26 04 079 02 1

FEIN battery charger



Model	ALG 20	4 Bay	8 Bay
Slots	1	4	8
Input voltage	V 110/~	110/~	110/~
Output voltage	9.6-18	9.6-18	9.6-18
Frequency	Hz 50/60	50/60	50/60
Charging time (approx. values)			
12V 2,000 mAh	min 35	60	60
Power consumption	W 110	480	480
Charging current max.	A 4.1	8.8	8.8
Weight	2.2 lbs	26 lbs	44 lbs
Cable length	6.2'	4'	4'
Dimensions (w / h / d) in.	5 1/16" / 4 3/16" / 7 1/2"	13 3/16" / 9 5/8" / 10 1/4"	13 3/16" / 17 15/16" / 10 1/4"
NiMh compatible	Yes	Yes	Yes
Safety class	II	I	I
Part Number	9 26 04 077 01 3	4 Bay	8 Bay

Charger adaptor

For batteries
Part Number 9 26 64 018 81 1

FEIN offers ecological battery disposal. We accept used battery packs for proper and complete recycling to protect the environment.



■ FEIN High Frequency-an outstanding System.

In the field of electronics, High Frequency generally means frequencies above 10 kHz. Industrial, High Frequency is considered to be any range over 60 Hz. However, for High Frequency power tools, the frequency most commonly used is 180 Hz, 300 Hz or 360 Hz. High Frequency power tools require special frequency converters which can step the main power up to the

higher frequency required. These converters are simply wired to the main power supply. Increasing the frequency (ex. From 60 Hz to 180 Hz, 300 Hz or 360 Hz) via a High Frequency converter, allows the use of 3-phase squirrel cage induction type motors with superior operating performance qualities. This provides the industry with tooling that has an excellent

power output combined with constant torque, which in turn translates into the most cost efficient utilization of your abrasives and tools. FEIN developed its First High Frequency power tools according to this principle many years ago and even today, FEIN High Frequency tools still stand out for their excellent power-to-weight ratio.



Why High Frequency power tools?

Many areas of industry demand consistent top performance from their power tools. High Frequency power tools have proven to be an outstanding solution. They offer a whole range of specific advantages when compared to power tools with AC/DC motors and compressed air tool motors:

- Virtually no loss of speed during heavy-duty work
- High efficient output
- Constant torque
- Simple, strong construction, low maintenance and repair costs
- Less wear and tear
- Minimum maintenance needed
- Low cost of maintaining the High Frequency system
- Low operating and energy costs*
- Enclosed motor and surface cooling

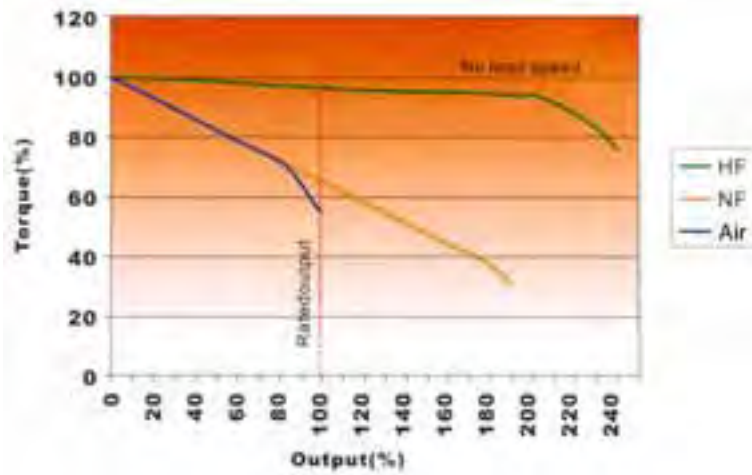
High Frequency versus Pneumatic Tools

- High Performance: Air tools lose up to 50% of RPM under load while HF tools only lose 5%!
- Low Energy Consumption–Air tools require 10 times the horsepower to generate the same power at the working spindle. An enormous financial savings
- Low maintenance: Three-phase motors do not have armatures or carbon brushes that need to be repeatedly replaced. The motors are also dust sealed
- Theft: There is no way to operate High Frequency power tools unless you have the proper converter

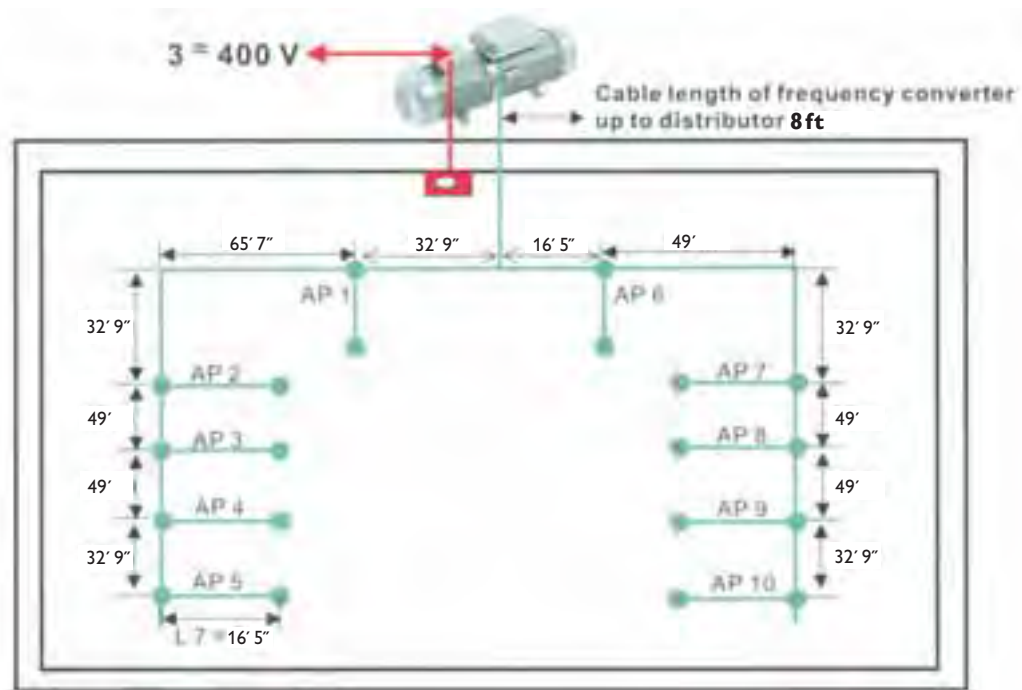
High Frequency versus Single Phase, AC/DC Electric Tools

- AC/DC tools drop up to 30% under load while HF tools only drop 5%!
- Low Energy Consumption–For all practical purposes, the operating and energy costs are the same for both single-phase and High Frequency tools.
- Low-Maintenance-Single-phase electric tools use a rotating armature and carbon brushed which are subject to wear and downtime. Metal deposits drawn over the motor are deposited on the armature, causing premature wear. High Frequency tools do not employ an armature and the motors are totally sealed and surface cooled
- This section is already explained under the air tool section

★ Comparison of running speed characteristics



Installation example of a HF distribution system.



Contact a FEIN Sales person for a Demonstration!

*see page 127



■ FEIN High Frequency Angle Grinders

Available Speed Combinations

Model		180 Hz	300 Hz
MSf	842-2c	6,120	–
	842-2c	–	7,100
MSfo	849-1b	–	4,400
	849-1c	6,000	–
	849-1c	–	6,150
MSfov	852-1	8,280	–
	852-1	–	8,800
MSfo	852-1b	3,870	–
	852-1b	–	4,200
	852-1c	6,000	–
	852-1c	–	6,400
	852-1d	7,650	–
	852-1d	–	8,500
MSfo	869-1c	6,000	–
	869-1c	–	6,000
	869-1c	–	6,500
	869-1d	7,650	–
	869-1d	–	8,600
MSfo	870-1c	6,000	–
	870-1c	–	6,000
	870-1c	–	6,600
	870-1d	7,740	–
	870-1d	–	8,600





■ FEIN High Frequency Die and Straight Grinders

Available Speed Combinations







Model		180 Hz	300 Hz
MSho	840-2	10,800	–
	840-2	–	18,000
MSh	843-1	10,800	–
	843-1	–	18,000
MSho	849-1z	10,800	–
	849-1z	–	18,000
MSho	852-1	10,800	–
	852-1	–	18,000
MShyo	852-3a	6,120	–
	852-3a	–	10,200
	852-4a	–	5,800
MShyo	869-1a	–	5,000
	869-1b	5,220	–
	869-1d	–	10,200

FEIN High Frequency

Angle Grinders

	Model	Page	Tool Ø max. in	Input Watts e.g. 300 Hz	No load speed e.g. 300 Hz	Cutting	Grinding roughing	Metal-Working Cleaning deburring rust removal	Brushing	Polishing
	MSf 842-2c	131	5"	700	7,100	○	●	●	○	-
	MSfo 849-1c	131	7"	1,350	6,150	-	●	●	○	-
	MSfo 852-1c	131	9"	1,700	6,400	●	●	●	○	-
	MSfo 852-1d	131	7"	1,700	8,500	●	●	●	○	-
	MSfov 852-1	132	5"	1,700	8,800	●	●	●	-	-
	MSfo 869-1c	132	6"	2,700	6,000	●	●	●	○	-
	MSfo 869-1c	132	9"	2,700	6,500	●	●	●	○	-
	MSfo 869-1d	132	7"	2,700	8,600	●	●	●	○	-
	MSfo 870-1c	132	6"	3,300	6,000	●	●	●	●	-
	MSfo 870-1c	132	9"	3,300	6,600	●	●	●	●	-
	MSfo 870-1d	132	7"	3,300	8,600	●	●	●	●	-

Die and Straight Grinders

	Model	Page	Tool Ø max. in	Input Watts e.g. 300 Hz	No load speed e.g. 300 Hz	Tool holder	Grinding roughing	Metal-Working Cleaning deburring rust removal	Brushing	Polishing	Milling
	MSho 840-2	133	2"	360	18,000	Collet Ø 1/4"/5/16"	●	●	-	-	●
	MSh 843-1	133	1 27/64"	900	18,000	Collet Ø 1/4"	●	●	-	-	●
	MSho 849-1z	133	2"	1,350	18,000	Collet Ø 5/16"	●	●	-	-	●
	MSho 852-1	134	3 11/32"	1,700	18,000	Flanges	●	●	-	-	-
	MShyo 852-3a	134	5"	1,700	10,200	Flanges	●	●	-	-	-
	MShyo 852-4a	134	5"	1,700	5,800	Flanges	●	●	-	-	-
	MShyo 869-1a	134	6 7/8"	2,700	5,000	Flanges	●	●	-	-	-
	MShyo 869-1d			2,700	10,200	Flanges	●	●	-	-	-

● = very good ○ = good

5" HF One-Hand Angle Grinder



AT A GLANCE

One of the most popular FEIN High Frequency angle grinders with high grinding output

- ▶ Constant speed
- ▶ Direct cooling
- ▶ Robust, long-life three-phase motor for tough, continuous operation
- ▶ Fiberglass reinforced polyamide motor housing
- ▶ Metal gear head
- ▶ Spiral bevel gears. Smooth running, long service life
- ▶ Side handle for left- or right-handed operation

Model	MSf 842-2c	
Part Number	7 820 51	

Power	Watts	700/300	c/s
Available voltages	V	220	200
Cable without plug	ft	16.4'	
Net weight	lbs	4.9	
Shaft thread		5/8"-11	
Input	Watts	700	
Output	Watts	520	
Speed, no load	rpm	7,100	
Grinding wheel	in	5"	
Sanding disc Ø	in	4 3/4"	

Price includes

1 wheel guard, 1 pair of flanges, 1 side handle, 1 set of wrenches

7" HF Angle Grinder



AT A GLANCE

For light grinding and roughing operations

- ▶ Constant speed
- ▶ Surface-cooled, with dust-sealed motor
- ▶ Robust, long-life three-phase motor for tough, continuous operation
- ▶ Metal motor head and metal gear head
- ▶ Spiral bevel gears. Smooth running, long service life
- ▶ For 180 c/s and 360 c/s machines, check with a FEIN sales person for technical details

Model	MSfo 849-1c	
Part Number	7 820 80	

Power	Watts	1,350/300	c/s
Available voltages	V	220	200
Cable without plug	ft	16.4'	
Net weight	lbs	8.8	
Shaft thread		5/8"-11	
Input	Watts	1,350	
Output	Watts	950	
Speed, no load	rpm	6,150	
Grinding wheel	in	7"	
Sanding disc Ø	in	6 3/4"	

Price includes

1 wheel guard, 1 pair of flanges, 1 set of wrenches, 1 side handle

7"/9" HF Angle Grinders



AT A GLANCE

Angle grinder for medium-tough grinding and cutting operations

- ▶ Constant speed
- ▶ Surface-cooled, fully encapsulated motor
- ▶ Robust, long-life three-phase motor for tough, continuous operation
- ▶ Air cooled gear housing
- ▶ Spiral bevel gears. Smooth running, long service life
- ▶ High cutting capacity, excellent efficiency
- ▶ For 180 c/s and 360 c/s machines, check with a FEIN sales person for technical details

Model	MSfo 852-1c MSfo 852-1d	
Part Number	7 820 71	7 820 73

Power	Watts	1,700/300	c/s
Available voltages	V	220	200
Cable without plug	ft	16.4	16.4
Net weight	lbs	11.2	11.0
Shaft thread		5/8"-11	5/8"-11
Input	Watts	1,700	1,700
Output	Watts	1,250	1,250
Speed, no load	rpm	6,400	8,500
Grinding wheel	in	9"	7"
Sanding disc Ø	in	6 3/4"	6 3/4"

Price includes

1 wheel guard, 1 pair of flanges, 1 set of wrenches, 1 side handle

5" HF Angle Grinder



AT A GLANCE

Long angle grinder for special grinding tasks where access is difficult

- ▶ Extra-flat gear head, 2 3/16" high including grinding wheel
- ▶ Constant speed
- ▶ Surface-cooled, fully encapsulated motor
- ▶ Robust, long-life three-phase motor for tough, continuous operation
- ▶ Metal motor housing and metal gear housing
- ▶ Spiral bevel gears. Smooth running, long service life
- ▶ For 180 c/s and 360 c/s machines, check with your FEIN agency for technical details

Model MSfov 852-1
Part Number 7 820 83

Power	Watts	1,700/300 c/s
Available voltages	V	220 200 72
Cable without plug	ft	16.4'
Net weight	lbs	11.2
Shaft thread		5/8"-11
Input	Watts	1,700
Output	Watts	1,250
Speed, no load	rpm	8,800
Grinding wheel	in	5"

Price includes

1 wheel guard, 1 pair of flanges, 1 set of wrenches

7"/9" HF Angle Grinders



AT A GLANCE

High Frequency angle grinder for all roughing, grinding and cutting work

- ▶ Constant speed
- ▶ Surface-cooled, with dust sealed motor
- ▶ Robust, long-life three-phase motor for tough, continuous operation
- ▶ Air cooled gear housing
- ▶ Spiral bevel gears. Smooth running, long service life
- ▶ High cutting capacity, excellent efficiency
- ▶ For 180 c/s and 360 c/s machines, check with your FEIN agency for technical details
- ▶ Excellent for cup wheel applications

Model MSfo 869-1c MSfo 869-1d
Part Number 7 820 62 7 820 65

Power	Watts	2,700/300 c/s
Available voltages	V	220 200 72
Cable without plug	ft	16.4 16.4
Net weight	lbs	12.8 12.8
Shaft thread	m	5/8"-11 5/8"-11
Input	Watts	2,700 2,700
Output	Watts	2,100 2,100
Speed, no load	rpm	6,000/6,500 8,600
Grinding wheel	in	9" 7"
Sanding disc Ø	in	6 3/4" 6 3/4"

Price includes

1 wheel guard, 1 pair of flanges, 1 set of wrenches, 1 side handle

7"/9" HF Angle Grinders



AT A GLANCE

High Frequency angle grinder for tough roughing and cutting tasks

- ▶ Constant speed
- ▶ Surface-cooled, fully encapsulated motor
- ▶ Robust, long-life three-phase motor for tough, continuous operation
- ▶ Air cooled gear housing
- ▶ Spiral bevel gears. Smooth running, long service life
- ▶ High cutting capacity, excellent efficiency
- ▶ For 180 c/s and 360 c/s machines, check with your FEIN agency for technical details
- ▶ Excellent for cup wheel or cut off applications

Model MSfo 870-1c MSfo 870-1d
Part Number 7 820 75 7 820 77

Power	Watts	3,300/300 c/s
Available voltages	V	220 200 72 220 200
Cable without plug	ft	16.4 16.4
Net weight	lbs	16.3 16.3
Shaft thread		5/8"-11 5/8"-11
Input	Watts	3,300 3,300
Output	Watts	2,420 2,420
Speed, no load	rpm	6,000/6,600 8,600
Grinding wheel	in	9" 7"
Sanding disc Ø	in	6 3/4" 6 3/4"

Price includes

1 wheel guard, 1 pair of flanges, 1 set of wrenches, 1 side handle

HF Die Grinder



AT A GLANCE

Extremely handy universal die grinder

- ▶ Constant speed
- ▶ Robust, long-life three-phase motor for tough, continuous operation
- ▶ Surface-cooled, dust-sealed die grinder
- ▶ Grinding shaft with multiple bearings
- ▶ Vibration-free operation
- ▶ For right- or left-handed operation
- ▶ High cutting capacity
- ▶ For 180 c/s and 360 c/s machines, check with your FEIN agency for technical details

Model

MSho 840-2

Part Number

7 823 03

Power	Watts	360/300 c/s
Available voltages	V	220 200 72
Cable without plug	ft	16.4'
Net weight	lbs	4.6
Tool holder	Collet	Ø 1/4"
Speed, no load	rpm	18,000
Input	Watts	360
Output	Watts	220
Grinding wheel for min.	SFPM	5,900
Max. Ø	in	1 3/16" x ...
Grinding wheel for min.	SFPM	8,850
Max. Ø	in	2" x ...
Grinding wheel max. Ø	in	2" x 3/8" (15,750 SFPM)

Price includes

1 set of wrenches, 1/4" collet 6 32 07 088 00 9

HF Die Grinder



AT A GLANCE

High-performance die grinder

- ▶ Constant speed
- ▶ Dust-protected die grinder with intensive cooling
- ▶ Robust, three-phase motor with high load capacity for continuous operation
- ▶ Grinding shaft with multiple bearings
- ▶ Vibration-free operation
- ▶ For right- or left-handed operation
- ▶ High cutting capacity
- ▶ For 180 c/s and 360 c/s machines, check with your FEIN agency for technical details

Model

MSh 843-1

Part Number

7 823 19

Power	Watts	900/300 c/s
Available voltages	V	220 200 72
Cable without plug	ft	16.4'
Net weight	lbs	6.2
Tool holder	Collet	Ø 1/4"
Speed, no load	rpm	18,000
Input	Watts	900
Output	Watts	600
Grinding wheel for min.	SFPM	8,850
Max. Ø	in	1 1/16" x ...

Price includes

1 set of wrenches, 1/4" collet 6 32 07 088 00 9

HF Straight Grinder



AT A GLANCE

Straight grinder with high reserve power

- ▶ Constant speed
- ▶ Dust-protected straight grinder with intensive cooling
- ▶ Robust, three-phase motor with high load capacity for continuous operation
- ▶ Grinding shaft with multiple bearings
- ▶ Vibration-free operation
- ▶ For right- or left-handed operation
- ▶ High cutting capacity

Model

MSho 849-1Z

Part Number

7 823 20

Power	Watts	1,350/300 c/s
Available voltages	V	220 200 72
Cable without plug	ft	16.4'
Net weight	lbs	9.0
Tool holder	Collet	Ø 1/4"
Speed, no load	rpm	18,000
Input	Watts	1,350
Output	Watts	950
Grinding wheel for min.	SFPM	5,900
Max. Ø	in	1 1/4" x ...
Grinding wheel for min.	SFPM	8,850
Max. Ø	in	1 1/4" x ...
Grinding wheel max. Ø	in	2" x 3/8"

Price includes

1 set of wrenches, 1/4" collet 6 32 07 088 00 9

HF Straight Grinder



AT A GLANCE

Straight grinder with high reserve power

- ▶ Constant speed
- ▶ Robust, long-life three-phase motor for tough, continuous operation
- ▶ Surface-cooled, dust-sealed straight grinder
- ▶ High cutting capacity
- ▶ Smooth running
- ▶ Outstanding power-weight ratio
- ▶ Excellent for cone wheel applications
- ▶ For 180 c/s and 360 c/s machines, check with your FEIN agency for technical details

Model	MSHo 852-1	
Part Number	7 824 42	
Power	Watts	1,700/300 c/s
Available voltages	V	220 200 72
Cable without plug	ft	16.4'
Net weight	lbs	11.4
Tool holder	Flanges	
Speed, no load	rpm	18,000
Input	Watts	1,700
Output	Watts	1,250
Grinding wheel for min.	SFPM	15,750
Max. Ø	in	3 3/8" x 1 1/4" 1 1/8"

Price includes
1 set of wrenches, 1 pair of flanges; 1 wheel guard

HF Straight Grinder



AT A GLANCE

Straight grinder with high reserve power

- ▶ Constant speed
- ▶ Robust, long-life three-phase motor for tough, continuous operation
- ▶ Surface-cooled, dust-sealed straight grinder
- ▶ High cutting capacity
- ▶ Smooth running
- ▶ Outstanding power-weight ratio
- ▶ Excellent for cone wheel applications
- ▶ For 180 c/s and 360 c/s machines, check with your FEIN agency for technical details

Model	MSHy 852-3a	
Part Number	7 824 39	
Power	Watts	1,700/300 c/s
Available voltages	V	220 200 72
Cable without plug	ft	16.4'
Net weight	lbs	11.0
Tool holder	Flanges	
Speed, no load	rpm	10,200
Input	Watts	1,700
Output	Watts	1,250
Grinding wheel for min.	SFPM	8,850
Grinding wheel for min.	SFPM	15,750
Max. Ø	in	5" x 1 1/4" 1 1/4"
Grinding wheel max. Ø	in	2" x 3/8"

Price includes
1 set of wrenches, 1 pair of flanges, 1 wheel guard

HF Straight Grinders



AT A GLANCE

Straight grinder with high reserve power

- ▶ Constant speed
- ▶ Robust, long-life three-phase motor for tough, continuous operation
- ▶ Surface-cooled, dust-sealed die grinder
- ▶ High cutting capacity
- ▶ Smooth running
- ▶ Outstanding power-weight ratio
- ▶ Excellent for cone wheel applications
- ▶ For 180 c/s and 360 c/s machines, check with your FEIN agency for technical details

Model	MSHy 869-1 a/d		
Part Number	7 824 37	7 824 38	
Power	Watts	2,700/300 c/s	
Available voltages	V	220 200 72	
Cable without plug	ft	16.4	16.4
Net weight	lbs	15.0	15.0
Tool holder	Flanges		Flanges
Speed, no load	rpm	5,000	10,200
Input	Watts	2,700	2,700
Output	Watts	2,100	2,100
Grinding wheel for min.	SFPM	8,850	8,850
Max. Ø	in	6 7/8" x 1 3/16"	-
Grinding wheel for min.	SFPM	15,750	15,750
Max. Ø	in	-	6" x 1 1/4"

Price includes
1 set of wrenches, 1 pair of flanges, 1 wheel guard

FEIN KSR-Frequency converters 300 HZ



Part Number for secondary circuit voltages		9 28 19 ...	9 28 21 ...	9 28 22 ...	9 28 29 ...	9 28 24 ...	9 28 26 ...
	Volts 200	338 07 5	338 11 0	338 15 0	338 25 0	338 30 0	338 26 2
Model	MO 83-	7.5 KSR	11 KSR	15 KSR	25 KSR	30 KSR	45 KSR
Power output	kVA	7,5	11	15	25	30	45
Motor output	kW	8,0	11,6	15	24	28	41
Motor current (400 V)	A	16,0	21,4	26,6	44,2	49,4	75,1
Input	kVA	11,1	14,9	18,5	30,7	34,4	52,1
Input, no load	kW	1,1	1,4	2,4	3,3	3,7	5,4
Lenght	in	31 1/4"	33 1/4"	41 5/8"	41 5/8"	41 5/8"	49 3/16"
Height	in	14 3/16"	14 3/16"	16 3/8"	16 3/8"	16 3/8"	18 1/4"
Net weight	lbs	165	242	361	440	529	793
Shock absorbers 4 pieces necessary	3 14 15 ...	081 00 1	081 00 1	020 00 8	020 00 8	020 00 8	020 00 8

* Motor protective switch Order Ref. 3 07 51 144 00 3

Plug Connections

FEIN precision extends down to the smallest detail. FEIN plug connections are to standardized CEE system collar design for high-frequency power tools. They are not interchangeable with normal plug systems.



Type CEE	pin plug	Receptacle	Receptacle fixed to machine	Wall receptacle
CEE, over 50 V 32 A	3 07 28 124 00 5	3 07 28 131 00 9	3 07 28 142 00 1	3 07 28 138 00 3
100–300 Hz, 10 h, 3 P+E	0.55 lbs	0.61 lbs	0.44 lbs	0.75 lbs

Motor protection plugs

FEIN motor protection plugs manufactured to CEE standards protect frequency power tools effectively against overload.


A bi-metallic cutout which is individually set to the rated current of the connected HF power tool prevents late or premature cutout where there is a temporary overload. The motor protection plug is connected to the HF power tool cable instead of the

normal pin-type plug. The HF motor protection plug consists of a plug according to CEE 32 A or CEE 16 A, 3 P + E 10 h over 50 V, 100–300 Hz, thermal cutouts with temperature compensation and rotary on/off switch.

Type	200 Hz, 265 V Code letter	300 Hz 200 V
S836	A	C
S837	A	–
S840	A	C
S842	B	D
S843	C	D
S848	B	D
S849	D	E
S852	D	F1
S869	E	F2
S870	E	F2
S880	F1	G1

Code letter	Trip current range	CEE-plug 32 A	Spare insert
A	0.63–1.0 A	3 07 56 091 00 2	3 07 51 180 00 5
B	1.0–1.6 A	3 07 56 092 00 5	3 07 51 181 00 4
C	1.6–2.5 A	3 07 56 093 00 9	3 07 51 182 00 7
D	2.5–4.0 A	3 07 56 094 00 7	3 07 51 183 00 1
E	4.0–6.3 A	3 07 56 095 00 1	3 07 51 184 00 9
F1	6.3–9.0 A	3 07 56 096 00 4	3 07 51 185 00 3
F2	9.0–12.5 A	3 07 56 097 00 8	3 07 51 186 00 6
G1	12.5–16.0 A	3 07 56 098 00 6	3 07 51 187 00 0
H	16.0–20.0 A	3 07 56 099 00 0	3 07 51 188 00 8
I	20.0–25.0 A	3 07 56 100 00 1	3 07 51 189 00 2





■ Pipe Milling.

Powerful professionals.

FEIN pipe milling machines are world renowned in the field of pipe cutting technology.

Their applications range from trimming pipes before laying to cutting pipes already lowered into the ground. FEIN pipe milling cutters can be used on cast or steel pipes carrying oil, gas, and water; which are found in pipelines in municipal supply networks, power plants, and industrial systems. Reliable and precise work can also be obtained on container construction. Optimized technology ensures improved cutting performance.

Approved technology for perfect results.

Especially under difficult conditions such as pipe ruptures, the system

proves its utility. By selecting the right gear ratios, the ideal cutting and advance speeds can be adapted to various pipe materials.

This makes cost-efficient use of HSS and carbide tools possible.

Optimal protection for water, gas and oil.

Depending on the area of usage and the power supply available, a selection can be made among specifically designed electrical and compressed air models of the FEIN pipe milling machines.

The extra advantage: The explosion-proof electric motors meet the same safety requirements as the compressed air motors. They are therefore ideally suited for working on gas and oil pipelines.

Precise tracking, clean cuts.

The two-chain system with separate spring tension cartridges and the adjustable track settings make it possible to cut around diameters of 9' 13/16" to 9' 10 1/8" precisely and without torsion. The chain clamping provides a marking-free cutting operation.

This makes the FEIN pipe milling machines also suitable for working on high-pressure pipes. The chip removing process provides neat pipe ends. By employing the appropriate implements you can make everything from clean separation cuts to profile cuts for V- or U-welding grooves. All that with simple assembly and easy handling.

Always the proper setting.

The Clamping.

Position carrier axle	Pipe outer Ø "D" in	Space around the pipe "A" in	Chain required per side in	Total chain length in	Number of chain links to order 3 02 31 013 02 7
I	9 13/16"	17 13/16"	56 3/16"	112 3/8"	5
	11 13/16"	17 13/16"	60 1/16"	120 1/4"	5
	13 3/4"	17 11/16"	64 1/4"	128 1/2"	6
	15 3/4"	17 5/8"	68 11/16"	137 5/16"	6
II	15 3/4"	16 5/16"	70 3/16"	140 5/16"	6
	17 11/16"	16 1/4"	74 3/4"	149 7/16"	7
	19 11/16"	16 1/4"	79 1/2"	159"	7
	21 5/8"	16 3/16"	84 7/16"	168 13/16"	7
	23 5/8"	16 1/8"	89 1/2"	179"	8
III	23 5/8"	15 1/16"	90 5/8"	181 1/4"	8
	25 9/16"	15 1/16"	95 13/16"	191 9/16"	8
	27 9/16"	15 1/16"	101"	202 1/16"	9
	29 1/2"	15"	106 3/8"	212 3/4"	9
	31 1/2"	14 15/16"	111 13/16"	223 5/8"	9
IV	31 1/2"	14"	112 11/16"	225 3/8"	10
	33 7/16"	14"	118 1/8"	236 5/16"	10
	35 7/16"	14"	123 11/16"	247 3/8"	10
	37 3/8"	13 15/16"	129 5/16"	258 9/16"	11
	39 3/8"	13 15/16"	134 15/16"	269 15/16"	11
V	39 3/8"	13 5/16"	136 3/8"	272 3/4"	11
	41 5/16"	13 5/16"	142"	284"	12
	43 5/16"	13 5/16"	147 11/16"	295 3/8"	12
	45 1/4"	13 5/16"	153 3/8"	306 3/4"	13
	47 1/4"	13 5/16"	159 15/16"	319 13/16"	13
	51 3/16"	13 3/8"	170 13/16"	341 9/16"	14
VI	51 3/16"	11 5/8"	170 11/16"	341 5/16"	14
	55 1/8"	11 5/8"	183 1/8"	366 1/4"	15
	59 1/16"	11 11/16"	194 7/8"	389 3/4"	16
	63"	11 3/4"	206 11/16"	413 3/8"	17
	66 15/16"	11 3/4"	218 5/8"	437 1/4"	18
	70 7/8"	11 13/16"	230 9/16"	461 3/16"	19
	74 13/16"	11 7/8"	242 5/8"	485 3/16"	20
	78 3/4"	11 7/8"	254 5/8"	509 5/16"	21
	82 11/16"	11 7/8"	266 3/4"	533 7/16"	22
	86 5/8"	11 15/16"	278 7/8"	557 11/16"	23
	90 9/16"	11 15/16"	291"	581 15/16"	24
	94 1/2"	11 15/16"	303 1/8"	606 5/16"	25
	98 7/16"	11 15/16"	315 5/16"	630 5/8"	26
	102 3/8"	11 15/16"	327 1/2"	655 1/16"	27
	106 5/16"	12"	339 3/4"	679 7/16"	28
	110 1/4"	12"	351 15/16"	703 15/16"	29
	104 3/16"	12"	364 3/16"	728 7/16"	30
	118 1/8"	12"	376 7/16"	752 15/16"	31

Space around the pipe = working space with cutting tool completely immersed

Item number 3 02 31 013 02 7 consists of 10 chain links with a length of 2 1/2" each.

In order to obtain optimal chain pre-tensioning, possibly use half-links (1 1/4" long) included in the tool case

Example for an order: Pipe diameter 15 3/4": order 6 times 3 02 31 013 02 7.

Electric Pipe Milling Machines (A)



AT A GLANCE

RSG Ex 18: Explosion and humidity-proof three-phase AC motor (classification EExelIT3), with explosion-proof auxiliary switch (classification EExdeIICT6), especially suited for cutting oil and gas lines

- ▶ Powerful, compressed air and three-phase AC motors for use even under extreme conditions
- ▶ Electric motors providing power even at sub-zero temperatures
- ▶ Electric pipe milling machines with advance and return motion (return motion only in non-load condition)
- ▶ Suitable for pipe diameters from 9 13/16" to 9' 10 1/8" diameter
- ▶ Profile or straight cuts with profile cutter or saw blade
- ▶ Precise tracking and clean cuts thanks to two-chain system, adjustable track setting, and double chain tightening
- ▶ Crack-free pipe ends
- ▶ Simple assembly due to optimized handling
- ▶ Available in two gear types, with different advance and rational speed sequences appropriate for the material
- ▶ Advance and milling drive connected by gears
- ▶ Overload protection of the gear by slipping clutch
- ▶ Special models with divided drive shaft for cutting thick-walled pipes and containers available on request
- ▶ Wide selection of FEIN accessories

Type of construction		RSG, Ex18a	RSG, Ex18b
Part Number		360 06	360 07
Voltages	Volt	400	400
Frequency	Hz	60	60
Type of current		3 ~	3 ~
Motor speed, idle	rpm	2,860	2,860
Saw blade or milling speed, idle	rpm	35	70
Cutting depth max.	in	1 3/4" ¹	1 3/4" ¹
Cutting speed	min	65 ²	130 ²
Advance	in/min	1 9/16"	3 1/8"
Power consumption	kW	2.0	2.0
Power output	kW	1.5	1.5
Cable with plug	ft	32' ³	32' ³
Net weight	lbs	209	209

Price includes

1 transport container, 1 metal tool case, 1 hand crank, 10 splitting wedges, 5 non-sparking splitting wedges, 20 bolts, 20 retaining rings, 10 chain links (1 1/4" long), 1 set of wrenches, 1 switchgear with motor safety switch, 1 CEE coupling, 2 transport belts

¹ with saw blade Ø 8"

² based on tool Ø 7"

³ RSG Ex 18 a and b with 65' cable and explosion-proof switch Special models with divided drive shaft for cutting thick-walled pipes and containers available on request

Electric Pipe Milling Machines (B)



AT A GLANCE

RSG 18: Explosion and humidity-proof three-phase AC motor (classification EExelIT3) for universal cutting

- ▶ Powerful, compressed air and three-phase AC motors for use even under extreme conditions
- ▶ Electric motors providing power even at sub-zero temperatures
- ▶ Electric pipe milling machines with advance and return motion (return motion only in non-load condition)
- ▶ Suitable for pipe diameters from 9 13/16" to 9' 10 1/8" diameter
- ▶ Profile or straight cuts with profile cutter or saw blade
- ▶ Precise tracking and clean cuts thanks to two-chain system, adjustable track setting, and double chain tightening
- ▶ Crack-free pipe ends
- ▶ Simple assembly due to optimized handling
- ▶ Available in two gear types, with different advance and rational speed sequences appropriate for the material
- ▶ Advance and milling drive connected by gears
- ▶ Overload protection of the gear by slipping clutch
- ▶ Special models with divided drive shaft for cutting thick-walled pipes and containers available on request
- ▶ Wide selection of FEIN accessories

Type of construction		RSG, 18a	RSG, 18b
Part Number		360 09	360 10
Voltages	Volt	400	400
Frequency	Hz	60	60
Type of current		3 ~	3 ~
Motor speed, idle	rpm	2,860	2,860
Saw blade or milling speed, idle	rpm	35	70
Cutting depth max.	in	1 3/4" ¹	1 3/4" ¹
Cutting speed	min	65 ²	130 ²
Advance	in/min	1 9/16"	3 1/8"
Power consumption	kW	2.0	2.0
Power output	kW	1.5	1.5
Cable with plug	ft	32' ³	32' ³
Net weight	lbs	209	209

Price includes

1 transport container, 1 metal tool case, 1 hand crank, 10 splitting wedges, 20 bolts, 20 retaining rings, 10 chain links (1 1/4" long), 1 set of wrenches, 1 switchgear with motor safety switch, 1 CEE coupling, 2 transport belts

¹ with saw blade Ø 8"

² based on tool Ø 7"

³ RSG Ex 18 a and b with 65' cable and explosion-proof switch Special models with divided drive shaft for cutting thick-walled pipes and containers available on request

Pneumatic Pipe Milling Machines (B)



AT A GLANCE

Protection for work on water, oil, and gas pipelines because of compressed air power

- ▶ Powerful, pneumatic and three-phase AC motors for use even under extreme conditions
- ▶ Electric motors providing power even at freezing temperatures
- ▶ Electric pipe milling machines with advance and return motion (return motion only in non-load condition)
- ▶ Suitable for pipe diameters from 9 13/16" to 9' 10 1/8" diameter
- ▶ Profile or straight cuts with profile cutter or saw blade
- ▶ Precise tracking and clean cuts thanks to two-chain system, adjustable track setting, and double chain tightening
- ▶ Crack-free pipe ends
- ▶ Simple assembly due to optimized handling
- ▶ Available in two gear types, with different advance and rational speed sequences appropriate for the material
- ▶ Advance and milling drive connected by gears
- ▶ Overload protection of the gear by slipping clutch
- ▶ Special models with divided drive shaft for cutting thick-walled pipes and containers available on request
- ▶ Wide selection of FEIN accessories

Type of construction		RDG, 18-3a	RDG, 18-3b
Part Number		560 23	560 24
Air pressure	psi	87	87
Air consumption, under load approx.	gal/sec	19	19
Motor speed, idle	rpm	6,000	6,000
Saw blade or milling speed, idle	rpm	35	70
Cutting depth max.	in	1 3/4" ¹	1 3/4" ¹
Cutting speed	ft/min	65 ²	130 ²
Advance	in/min	1 9/16"	3 1/8"
Power output	kW	2.0	2.0
Net weight	lbs	196	196

Price includes

1 transport container, 1 metal tool case, 1 hand crank, 10 splitting wedges, 20 bolts, 20 retaining rings, 10 chain links (1 1/4" long) 1 set of wrenches, 1 can of oil, 1 maintenance unit with hose, 2 transport belts

¹ with saw blade Ø 8"

² based on tool Ø 7"

¹ fuer Cutting depth

² fuer Cutting speed

Required accessories:

Plate

For mounting the hand-double-valve to the pipe milling machines.

Part Number 3 24 33 027 01 7

Coupling sleeve

To connect the compressed-air cooling lubrication device to the maintenance unit.

Part Number 4 11 36 005 01 9

Splitting wedges

Made of steel

Part Number 6 33 05 006 00 8

Single chain links (half lengths)

1 1/4" for precise dimensioning of the total chain length.

This makes an optimal chain pre-tension possible.

Part Number 3 02 31 029 00 2

Replacement bolts

Part Number 3 02 17 216 00 4

Compressor

The compressor is needed for operating the cooling lubrication device with the RSG/RSG Ex three-phase AC models. Safety class I; enclosure IP 42; incl. suction hose with filter.



Technical data:

Voltage/type of current	V	230/~
Power input	W	520
Suction capacity	cfm	4.7
Pressure max.	psi	55.1

Dimensions:

Height	in	13 3/8"
Length	in	16"
Width	in	6 5/8"
Cable with plug	ft	9'
Weight	lbs	40.3

Part Number 9 26 01 023 02 3

Chain segment

Made of steel

Part Number 6 33 05 006 00 8

Splitting wedges

Made of steel

Part Number 6 33 05 006 00 8

Non-sparking

Part Number 6 33 05 013 00 2

Transport container

W x H x L	Part Number
31" x 16" x 40"	3 39 01 114 00 7

Feather key

W x H x L	Part Number
1/4" x 1/4" x 1 1/4"	4 02 21 044 00 0
3/16" x 1/4" x 1 1/4"	4 02 21 050 00 5

Splitting wedges

Consisting of 10 chain links at 2 1/2" each = 25" long.

Determine the number of chain links needed according to the table.

Part Number 3 02 31 013 02 7

Replacement retaining rings

Part Number 4 26 34 020 00 5

Cooling lubrication system



Technical data:

Tank capacity	fl.oz. ³	83.3
Cooling lubrication fluid max.	fl.oz. ³	60
Tank inner pressure max.	psi	101.5
Pressure of the feed compressor max.	psi	145
Opening pressure safety valve	psi	101.5
Recommended operating pressure	psi	7.3–101.5
Air consumption up to	gal/min	5.3–13.2
Spray consumption up to	gal	0.08
Net weight	lbs	18.7

Part Number 9 12 01 002 00 4

Profile cutter

V-shape, form, HSS, for gear type:

a–for the cutting steel pipes, high alloy
b–for cutting unalloyed steel and cast-iron pipes up to 3/8" wall thickness and maximum Ø 63"

Ø	Width	Weight	Teeth	Cutting depth max.	Part Number
in	in	lbs	pc.	in	
6 5/16"	1 3/16"	6.3	36	1"	6 35 08 081 00 9
7"	1 5/8"	10.6	36	1 3/8"	6 35 08 085 00 8




β = 30°

U-shape, HSS, for gear type:

a–for the cutting steel pipes, high alloy
b–for cutting unalloyed steel and cast-iron pipes up to 3/8" wall thickness and maximum Ø 63"

Ø	Width	Weight	Teeth	Cutting depth max.	Part Number
in	in	lbs	pc.	in	
6 5/16"	1"	6.2	40	1"	6 35 08 089 00 7



β = 8°
r = 1/4"
b = 3/16"

Specially shaped cutters for other materials and other cutting geometries available on request.

Circular saw blades

Form 1, HSS, for gear type:

a, b–for cutting steel pipes

Ø	Width	Weight	Teeth	Cutting depth max.	Part Number
in	in	lbs	St.	in	
6 5/16"	3/16"	1.1	50	1"	6 35 02 022 00 6
7"	3/16"	1.5	60	1 3/8"	6 35 02 037 00 8
8"	3/16"	2.0	64	1 3/4"	6 35 02 053 00 7
8 1/16"	3/16"	2.8	70	2 3/16"	6 35 02 041 00 1



Form 2, HSS, for gear type:

b–for cutting cast iron pipes

Ø	Width	Weight	Teeth	Cutting depth max.	Part Number
in	in	lbs	pc.	in	
6 5/16"	3/16"	1.1	40	1"	6 35 02 050 00 1
7"	3/16"	1.5	46	1 3/8"	6 35 02 098 00 0
8"	3/16"	2.0	50	1 3/4"	6 35 02 099 00 4



Form 3, HSS, with carbide tipped teeth, for gear type:

b–for working on cast-iron pipes (also with cement lining) and for unalloyed steel pipes up to 56,000 lbf/in².

Ø	Width	Weight	Teeth	Cutting depth max.	Part Number
in	in	lbs	pc.	in	
6 5/16"	3/16"	1.1	40	1"	6 35 02 080 00 8
7"	3/16"	1.5	44	1 3/8"	6 35 02 061 00 9
8"	3/16"	2.0	50	1 3/4"	6 35 02 084 00 2



Miscellaneous



FEIN Balancer increases operation comfort and safety when working with electric tools and heavy equipment.

The balancer makes the tool weightless for the operator. The loads range from 1.1 to 132 lbs.

■ **Balancer**

P. 143-144

■ **Tool Cases**

P. 145

Balancer up to 5.5 lbs load



Technical data

Adjustable load lbs	Pre-set by manuf. lbs	Rope extension max. ft	Weight lbs	Part Number
1.1–3.3	2.2	3'	0.7	9 08 01 012 00 8
3.3–5.5	2.2	3'	0.7	9 08 01 023 00 1

AT A GLANCE

Safe suspension of device and power line in “weightless” state

- ▶ Small size
- ▶ Constant traction
- ▶ Easily adjustable

Balancer up to 37.4 lbs load



Technical data

Adjustable load lbs	Pre-set by manuf. lbs	Rope extension max. ft	Weight lbs	Part Number
2.2–6.6	4.4	6.5'	7.0	9 08 01 024 00 9
5.5–11	7.7	6.5'	7.0	9 08 01 025 00 3
7.7–14.3	11	6.5'	7.0	9 08 01 026 00 6
9.9–19.8	15.4	6.5'	7.0	9 08 01 027 00 0
16.5–25.4	19.8	6.5'	7.0	9 08 01 028 00 8
22–30.9	26.4	6.5'	7.0	9 08 01 029 00 2
29.7–37.4	33	6.5'	7.1	9 08 01 030 00 4

AT A GLANCE

Safe suspension of device and power line in “weightless” state

- ▶ Constant traction

Balancer up to 132 lbs load



Technical data

Adjustable load lbs	Pre-set by manuf. lbs	Rope extension max. ft	Weight lbs	Part Number
28.6–55.2	33	6.2'	15.4	9 08 01 048 00 6
48.5–70.5	55	6.2'	15.43	9 08 01 049 00 0
66–99.2	88	6.2'	39.6	9 08 01 050 00 2
99–132.3	110	6.2'	40.5	9 08 01 051 00 1

AT A GLANCE

Safe suspension of device and power line in “weightless” state

- Constant traction

Balancer up to 132 lbs

Locking device

For locking the extended rope. Eases the changing of the tool.



Part Number 3 02 40 239 01 4

Swivel hook

To hook into the top of the balancer and locks the swivel.



Part Number 3 02 32 044 01 0

Metal tool cases



Fits models	Fig. no.	Length approx. in	Width approx. in	Height approx. in	Part Number
DDSk 672(-1);	1	8"	8"	5 1/8"	3 39 01 032 01 3
ASye 636; ASkeu 636; DSkeu 636; DSeu 638; DSceu 638; SCU 7-9; SCS 4.8-25; SCS 6.3-19 x; SCT 5-40; SCT 5-40 M; SCT 6-25; ASge 636; AHSI 636 c; MSh 636-1; BLK 1.3 CS; BLS 1.6 X; BLS 2.5; BLK 1.6, RSs 636-2; RSs 636-4; RSs 638-5	2	15 3/8"	9 1/16"	4 5/16"	3 39 01 067 01 3
WSG 20-180; WSG 20-230	3	27 3/16"	9 1/16"	6 5/16"	3 39 01 022 01 4
ASge 648; MSfv 649; MSh(e) 648; MShy 648 Z; MShy 649	4	27 9/16"	7 1/16"	4"	3 39 01 021 01 1
WSG 12-125; WSG 12-150; WSG 12-70 E; WPO 12-27 E; FSS 12-27 E; BLK 3.5; BLK 5.0	5	15 3/8"	9 1/16"	5 1/2"	3 39 01 045 01 8

Plastic tool case



Fits models	Length approx. in	Width approx. in	Height approx. in	Part Number
ASye 636; ASkeu 636; DSkeu 636; SCU 7-9; SCS 4.8-25; SCS 6.3-19 T; SCT 5-40; SCT 5-40 M; SCT 6-25; MSh 636-1; BLK 1.6; RSs 636-4; RSs 638-5	12"	10 7/16"	3 9/16"	3 39 01 065 00 7
MSx(e) 636-2 (RS,Start)	18"	14"	4 1/2"	3 39 01 117 02 2

FEIN Abbreviations

The following list provides the conversion relationship between U.S. customary units and SI (International System) units. The proper conversion

procedure is to multiply the specified value on the left (primarily U.S. customary values) by the conversion factor exactly as given below and then

round to the appropriate number of significant digits desired.

Symbol	When You Know	Multiply by	To Find	Symbol
LENGTH				
in	inches	2.54	centimeters	cm
in	inches	25.4	millimeter	mm
ft	feet	0.3048	meters	m
yd	yards	0.9144	meters	m
mi	miles	1.609	kilometers	km
AREA				
in ²	square inches	6.45	square centimeters	cm ²
ft ²	square feet	0.093	square meters	m ²
yd ²	square yards	0.836	square meters	m ²
mi ²	square miles	2.588	square kilometers	km ²
acres	acres	0.4	hectares	ha
VOLUME				
in ³	cubic inches	0.00001639	cubic meter	m ³
fl oz	fluid ounces	29.573	milliliters	ml
c	cups	0.24	liters	L
gal	gallons	3.785	liters	L
FORCE or weight				
lbf	pound force	4.448	newtons	N
ozf	ounce force	0.278	newtons	N
FORCE (weight) per unit area / pressure / stress				
lbf/ft ² (psf)	pound force per square foot	47.88	newton per square meter	N/m ² (Pa)
lbf/in ² (psi)	pound force per square inch	0.069	bar	bar
lbf/in ² (psi)	pound force per square inch	6,894.757	pascal	Pa
lbf/in ² (psi)	pound force per square inch	0.0069	newton per square millimeter	N/mm ²
cfm	cubic feet per minute	28.317	liter per minute	l/min
bar	bar	100	newton per square meter	N/m ²
psi	psi	6.895	kilo newton per square meter	N/m ²
PRESSURE				
atm	atmospheres	14.7	pound per square inch	lbs/in ²
N/m ²	newtons per square meter (Pascal)	1.45 x 10 ⁻⁴	pound per square inch	lbs/in ²
TORQUE				
lb-ft	pound feet	0.1383	Nm	newton meters
lbs-in	pound inches	0.113	Nm	newton meters
MOMENTUM				
lb-ft/sec	pound foot per sec	0.1383	kilogram meter per sec	kg.m/sec
MASS (weight)				
oz	ounces	28	grams	g
lb	pounds	0.45	kilograms	kg
ton (2000 lb)	short tons	0.907	metric ton	t
MASS (density)				
pcf	pound per cubic foot	16.0185	kilogram per cubic meter	kg/m ³
TEMPERATURE (exact)				
°F	degrees Fahrenheit	subtract 32, multiply by 5/9	degrees Celsius	°C
POWER				
hp	horse power	0.746	kilo watts	KW
VELOCITY. SPEED				
ft/s	ft per sec	0.3048	meter per sec	m/s
ACCELARATION				
ft/s ²	ft per cubic sec	0.3048	meter per square sec	m/s ²



THREAD/SCREW – Drill & Tap Chart

# or Dia	Machine Screw	Threads	Minor	Tap Drills:		Tap Drills:	
	Size	Per Inch	Dia	Alum, Brass, & Plastics 75% Thread	Decimal Equiv.	Stainless Steel, Steels & Iron 50% Thread	Decimal Equiv.
	.0600	80	.0447	3/64	.0469	55	.0520
1	.0730	64	.0538	53	.0595	1/16	.0625
		72	.0560	53	.0595	52	.0635
2	.0860	56	.0641	50	.0700	49	.0730
		64	.0668	50	.0700	48	.0760
3	.0990	48	.0734	47	.0785	44	.0860
		56	.0771	45	.0820	43	.0890
4	.1120	40	.0813	43	.0890	41	.0960
		48	.0864	42	.0935	40	.0980
5	.125	40	.0943	38	.1015	7/64	.1094
		44	.0971	37	.1040	35	.1100
6	.138	32	.0997	36	.1065	32	.1160
		40	.1073	33	.1130	31	.1200
8	.1640	32	.1257	29	.1360	27	.1440
		36	.1299	29	.1360	26	.1470
10	.1900	24	.1389	25	.1495	20	.1610
		32	.1517	21	.1590	18	.1695
12	.2160	24	.1649	16	.1770	12	.1890
		28	.1722	14	.1820	10	.1935
		32	.1777	13	.1850	9	.1960
1/4	.2500	20	.1887	7	.2010	7/32	.2188
		28	.2062	3	.2130	1	.2280
		32	.2117	7/32	.2188	1	.2280
5/16	.3125	18	.2443	F	.2570	J	.2770
		24	.2614	I	.2720	9/32	.2812
		32	.2742	9/32	.2812	L	.2900
3/8	.3750	16	.2983	5/16	.3125	Q	.3320
		24	.3239	Q	.3320	S	.3480
		32	.3367	11/32	.3438	T	.3580
7/16	.4375	14	.3499	U	.3680	25/64	.3906
		20	.3762	25/64	.3906	13/32	.4062
		28	.3937	Y	.4040	Z	.4130
1/2	.5000	13	.4056	27/64	.4219	29/64	.4531
		20	.4387	29/64	.4531	15/32	.4688
		28	.4562	15/32	.4688	15/32	.4688
9/16	.5625	12	.4603	31/64	.4844	33/64	.5156
		18	.4943	33/64	.5156	17/32	.5312
		24	.5114	33/64	.5156	17/32	.5312
5/8	.6250	11	.5135	17/32	.5312	9/16	.5625
		18	.5568	37/64	.5781	19/32	.5938
		24	.5739	37/64	.5781	19/32	.5938
11/16	.6875	24	.6364	41/64	.6406	21/32	.6562
		10	.6273	21/32	.6562	11/16	.6875
3/4	.7500	16	.6733	11/16	.6875	45/64	.7031
		20	.6887	45/64	.7031	23/32	.7188
13/16	.8125	20	.7512	49/64	.7656	25/32	.7812
7/8	.8750	9	.7387	49/64	.7656	51/64	.7969
		14	.7874	13/16	.8125	53/64	.8281
		20	.8137	53/64	.8281	27/32	.8438
15/16	.9375	20	.8762	57/64	.8906	29/32	.9062
1	1000	8	.8466	7/8	.8750	59/64	.9219
		12	.8978	15/16	.9375	61/64	.9531
		20	.9387	61/64	.9531	31/32	.9688

FEIN Sheet Metal / Tubes Thickness Gauges

Gauge	Aluminum Sheets Aluminum sheets are specified by decimal thickness		Steel Sheets Steel sheets are specified by decimal thickness & gauge		Stainless Steel Sheets S. S. sheets are specified by decimal thickness and gauge		Steel Strip & Tubing Steel strip & tube are specified by decimal thickness & gauge	
	Decimal Thickness in	mm	in	mm	in	mm	in	mm
38	-	-	-	-	-	-	-	-
37	0.004	0.114	0.006	0.162	-	-	-	-
36	0.005	0.127	0.006	0.170	-	-	0.004	0.101
35	0.005	0.142	0.007	0.190	-	-	0.005	0.127
34	0.006	0.160	0.008	0.208	-	-	0.007	0.177
33	0.007	0.180	0.009	0.228	-	-	0.008	0.203
32	0.008	0.203	0.009	0.246	-	-	0.009	0.228
31	0.008	0.226	0.010	0.266	-	-	0.01	0.254
30	0.01	0.254	0.012	0.304	0.012	0.317	0.012	0.304
29	0.011	0.287	0.013	0.342	0.014	0.355	0.013	0.330
28	0.012	0.320	0.014	0.378	0.105	2.682	0.014	0.355
27	0.014	0.360	0.016	0.416	0.017	0.434	0.016	0.406
26	0.015	0.403	0.017	0.454	0.018	0.474	0.018	0.457
25	0.017	0.454	0.020	0.530	0.021	0.553	0.02	0.508
24	0.020	0.510	0.023	0.607	0.025	0.635	0.022	0.558
23	0.022	0.574	0.026	0.683	0.028	0.713	0.025	0.635
22	0.025	0.642	0.029	0.759	0.031	0.792	0.028	0.711
21	0.028	0.723	0.032	0.835	0.034	0.871	0.032	0.812
20	0.032	0.812	0.035	0.911	0.037	0.952	0.035	0.889
19	0.035	0.911	0.041	1.061	0.043	1.109	0.042	1.066
18	0.040	1.023	0.047	1.214	0.05	1.27	0.049	1.244
17	0.045	1.150	0.053	1.366	0.056	1.427	0.058	1.473
16	0.050	1.290	0.059	1.518	0.062	1.587	0.065	1.651
15	0.057	1.450	0.067	1.709	0.070	1.785	0.072	1.828
14	0.064	1.628	0.074	1.897	0.078	1.983	0.083	2.108
13	0.072	1.828	0.089	2.278	0.093	2.379	0.095	2.413
12	0.080	2.052	0.104	2.656	0.109	2.776	0.109	2.768
11	0.090	2.303	0.119	3.037	0.125	3.175	0.12	3.048
10	0.101	2.588	0.134	3.416	0.140	3.571	0.134	3.403
9	0.114	2.905	0.149	3.797	-	-	0.148	3.759
8	0.128	3.263	0.164	4.175	-	-	0.165	4.191
7	0.144	3.665	0.179	4.554	0.187	4.762	0.18	4.572
6	0.162	4.114	0.194	4.935	-	-	0.203	5.156
5	0.181	4.620	0.209	5.313	-	-	0.22	5.588
4	0.204	5.189	0.224	5.694	-	-	0.238	6.045
3	0.229	5.826	0.239	6.073	0.25	6.35	0.259	6.578
2	0.257	6.543	-	-	-	-	0.284	7.213
1	0.289	7.348	-	-	-	-	0.3	7.62
0	0.324	8.252	-	-	-	-	0.34	8.636
0	0.364	9.265	-	-	-	-	0.38	9.652
0	0.409	10.403	-	-	-	-	0.425	10.795
0	0.46	11.684	-	-	-	-	0.454	11.531
0	0.516	13.119	-	-	-	-	0.5	12.7
0	0.58	14.732	-	-	-	-	-	-