

DURABLE U.S.A. SUPERIOR CASTERS

Casters & Wheels from 70 to 40,000 lbs.



Acorn Industrial Products Co

520 Hertzog Boulevard
King of Prussia, PA 19406
Phone 800-523-5474
Fax 800-782-6780
acorn@acornindprod.com
www.acornindprod.com



Selected Durable U.S.A./Superior Casters products have been listed by NSF for NSF Certified Equipment. Please inquire for a complete listing, or visit www.nsf.org

TABLE OF CONTENTS

LIGHT DUTY CASTERS

08 SERIES	Light Duty	7
09/10 SERIES	Light Duty	8-9
23/24 SERIES	Light Duty Economy	10-11
11/12 SERIES	General Duty	12-13

LIGHT/MEDIUM DUTY CASTERS

07 SERIES	Hollow Kingpin Stem	14-15
13/14/T3 SERIES	Light/Med Duty & Total Lock	16-18
21 SERIES	Economy Institutional	19-21
75/76/78 SERIES	Light/Med Duty Food Service	22-25
79/80 SERIES	Medium Duty	26-29

MEDIUM/HEAVY DUTY CASTER

27/28/DT SERIES	Med/Heavy Duty & Total Lock	30-35
43/44 SERIES	Med/Heavy Duty Cold Forged	36-39
51/52 SERIES	Heavy Duty Drop Forged	40-43
81/82 SERIES	Heavy Duty Cold Forged	44-45

HEAVY DUTY & KINGPINLESS CASTERS

53/54 SERIES	Heavy Duty Drop Forged	46-49
55/56 SERIES	Heavy Duty Drop Forged	50-53
45/46 SERIES	Med/Heavy Duty Kingpinless	54-57
47/48 SERIES	Med/Heavy Duty Kingpinless	58-61
57/58 SERIES	Kingpinless	62-65
61/62 SERIES	Kingpinless	66-69
63/64 SERIES	Kingpinless	70-72
65/66 SERIES	Kingpinless	73
D1/R1 SERIES	Dual Wheel Kingpinless	74-75
D2/R2 SERIES	Dual Wheel Kingpinless	76-78
D3/R3 SERIES	Dual Wheel Kingpinless	79-80
D4/R4 SERIES	Dual Wheel Kingpinless	81

TOTAL LOCK & SPRING LOADED

17/18/19 SERIES	Light/Med Duty Total Lock	82-84
37/38 SERIES	Spring Loaded	85

STAINLESS STEEL CASTERS

15/16 SERIES	Light/Med Duty Stainless	86-87
73/74 SERIES	Light/Med Duty Stainless	88-89
S7/S8/S9 SERIES	Stainless Total Lock	90-91
31/32 SERIES	Med/Heavy Duty Stainless	92-93
S5/S6 SERIES	Stainless Kingpinless	94-96

SHOPPING CART, BUSINESS MACHINE & PNEUMATIC CASTERS

20 SERIES	Shopping Cart & Escalator	97
01, 03/04 SERIES	Low Profile Business Machine	98
A3, 03 SERIES	Inverted Aircraft Loading	99
05/06 SERIES	Business Machine	100
71/72 SERIES	Economizer	100
67/68 SERIES	Pneumatic/Semi-Pneumatic	101
69/70 SERIES	Brass Plated	102

RUBBER/THERMAL PLASTIC WHEELS

HIGH TENSILE RUBBER/POLYOLEFIN (RT)	102
SOFT RUBBER (SR)	103
HARD RUBBER (HR)	103
THERMOPLASTIC RUBBER/POLYOLEFIN (TP)	104-105
MOLD ON RUBBER (RS)	106
HEAVY DUTY MOLD ON RUBBER (RH)	107
LOW PROFILE MOLD ON RUBBER (LP)	107
MOLD ON RUBBER/ALUMINUM (RA)	108
BALLOON CUSHION RUBBER/ALUMINUM (BC)	108
PNEUMATIC (FP)	109
SEMI PNEUMATIC (SN)	109
EVER ROLL (ER)	110

POLYURETHANE WHEELS

DONUT TREAD POLYURETHANE/ALUMINUM (UA)	110
POLYURETHANE/POLYOLEFIN (PP)	111-113
DONUT TREAD POLYURETHANE/CAST IRON (RP)	114
POLYURETHANE/GLASS-FILLED NYLON (MU)	114
MOLD ON POLYURETHANE/CAST IRON (PU)	115
EX ROLLING CROWNED POLY-U/CAST IRON (SW)	116
HEAVY DUTY POLYURETHANE CAST IRON (EX)	117
POLYURETHANE/ALUMINUM (PA)	117
SOLID POLYURETHANE (SU)	118
HEAVY DUTY SOLID POLYURETHANE (HU)	118

PLASTIC AND RESIN WHEELS

POLYOLEFIN (PO)	119
GLASS-FILLED NYLON (MA)	120
GLASS-FILLED NYLON V-GROOVE (MV)	120
PHENOLIC (PH)	121
HIGH TEMP GLASS-FILLED NYLON (GN)	122
HIGH TEMP PHENOLIC (HT)	123
NYLON (NY)	123

STEEL AND DUCTILE STEEL WHEELS

SEMI STEEL (SS)	124
DUCTILE STEEL (DS)	125
EZ ROLLING CROWNED DUCTILE STEEL (CD)	126
HEAVY DUTY SEMI STEEL (HS)	127
DUCTILE STEEL V-GROOVE (DV)	127
V-GROOVE (VG)	128

BEARINGS/HARDWARE/ACCESSORIES

BEARINGS	129-130
TOP HAT SPANNER BUSHINGS	130
AXLES	131
SPANNER BUSHINGS	131
WASHER & SEALS	132
RACEWAY SEALS	132
EXPANDABLE STEM ADAPTERS	132
QUICK CHANGE CASTER PADS	133
THREAD GUARDS	133
FLOOR LOCKS	133
NPT PIPE THREAD ADAPTER	134
TUBING SOCKET ADAPTER	134
CASTER/CORNER BUMPERS	134
RUBBER END CAPS	135
SPRING LOADED LATCHES	135
BRAKE KITS & LOCKS	136-137



PART NUMBER REFERENCE GUIDE

SAMPLE PART NUMBER: 13 PP 30 G + 44 ** YY

Series	
01	Dual Wheel Business Machine Casters
03/04	Single Wheel Business Machine Casters
05/06	Heavy Duty Business Machine Castes
07	Hollow Kingpin Stem
08	Light Duty
09/10	Light Duty
11/12	General Duty
13/14/T3	Light/Med Duty
A3	Airline Inverted
15/16	Light/Med Duty Stainless
17/18/19	Light/Med Duty Total Lock
20	Shopping Cart
21/22	Economy Institutional
23/24	Light Duty Economy
27/28/DT	Med/Heavy Duty
31/32	Med/Heavy Duty Stainless
33/34	Med/Heavy Duty Total Lock
37/38	Spring Loaded
43/44	Med/Heavy Duty Cold Forged
45/46	Med/Heavy Duty Kingpinless
47/48	Med/Heavy Duty Kingpinless
51/52	Heavy Duty Drop Forged
53/54	Heavy Duty Drop Forged
55/56	Heavy Duty Drop Forged
57/58	Kingpinless
61/62	Kingpinless
63/64	Kingpinless
65/66	Kingpinless
67/68	Pneumatic/Semi-Pneumatic
69/70	Heavy Duty Cold Forged Casters
71/72	Economizer
73/74	Light/Med Duty Stainless
75/76	Light/Med Duty Food Service - Zinc
79/80/T9	Medium Duty Food Service
81/82	Heavy Duty Cold Forged
D1/R1	Heavy Duty Dual Wheel Kingpinless
D2/R2	Heavy Duty Dual Wheel Kingpinless
D4/R4	Heavy Duty Dual Wheel Kingpinless
S5/S6	Medium/Heavy Duty Dual Wheel Kingpinless
S7/S8/S9	Stainless Total Lock

Wheel Diameter	
20	2"
25	2-1/2"
30	3"
34	3-1/4"
35	3-1/2"
40	4"
50	5"
60	6"
80	8"
10	10"
12	12"
14	14"
16	16"
18	18"

Wheel Type	
PO	Polyolefin
HP	Heavy Duty Polyolefin
PH	Phenolic
RS	Mold-On Rubber
HR	Hard Rubber
SR	Soft Rubber
PU	Mold-On Polyurethane
PP	Poly-U/Polyolefin
TP	Thermoplastic Rubber/Polyolefin
SS	Semi Steel
DS	Ductile Steel
VG	V-Groove
DV	Ductile V-Groove
CD	EZ Rolling Ductile Steel
EX	Heavy Duty Mold On Poly-U
SW	EZ Rolling Mold-On Poly-U
FP	Pneumatic
SN	Semi-Pneumatic
ER	Ever Roll
NY	Nylon
UA	Donut Tread Poly-U/Aluminum
RP	Donut Tread Mold-On Poly-U
RA	Mold-On Rubber/Aluminum
BC	Balloon Cushion Rubber/Aluminum
MA	Glass-filled Nylon
MU	Polyurethane/Glass-Nylon
MV	V-Groove Glass/Nylon
SU	Solid Polyurethane
HS	Heavy Duty Semi-Steel
RH	Heavy Duty Mold-On Rubber
LP	Low Profile Mold-On Rubber
PA	Poly-U/Aluminum
HT	High Temp Phenolic
HU	Heavy Duty Solid Poly-U

Tread Width	
A	13/16"
B	7/8"
C	15/16"
D	1"
F	1-1/4" W/ 1-15/16" H.L.
G	1-1/4"
H	1-1/2"
I	1-13/16"
J	2"
K	2-1/2"
L	3
M	3-1/2"
N	4"
O	5"
P	1-5/8"
Q	2-1/2" W/ 3-1/4" H.L.
R	1-1/4" W/ 1-13/16 H.L.
U	2-3/4"

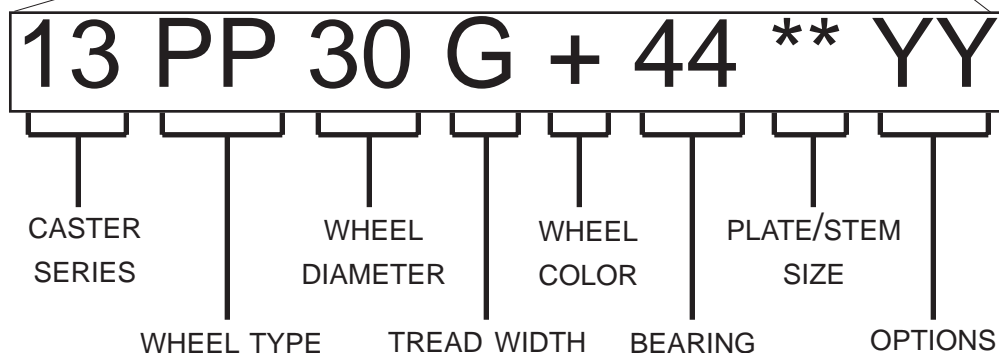


PART NUMBER REFERENCE GUIDE

CASTERS

LIGHT/MEDIUM DUTY CASTERS
13/14 SERIES - LIGHT/MEDIUM DUTY - 350#

Part No.	Wheel Type	Load	Series	Color	Plate	Size	Options
13 1313	PP	30	G	+	44	**	YY



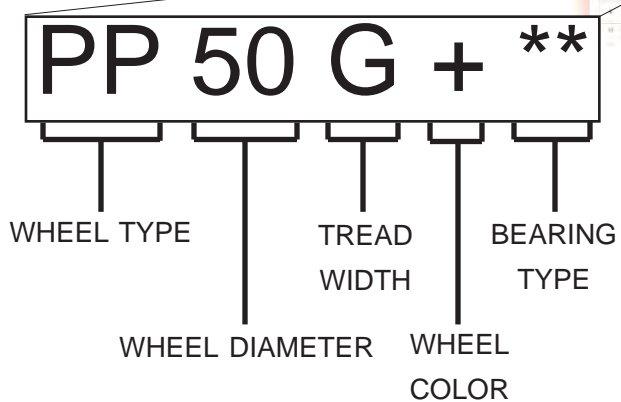
- (+) COLOR - WHEELS WITH NO OPTIONAL COLOR CODES WILL HAVE APPROPRIATE COLOR REPRESENTED.
- (**) PLATE/STEM SIZE - CASTERS WITH NO OPTIONAL PLATES/STEMS WILL HAVE APPROPRIATE PLATE/STEM REPRESENTED.
- (YY) OPTIONS (BRAKES, LOCKS, SEALS, ECT.)

WHEELS

POLYURETHANE ON POLYURETHAN

- 50-55 Shore (A) Durometer for the AW
- ENHANCED WHEELS TO POLYURETHAN COMPO
- HIGH CAPACITY
- LOW NOISE
- HIGHLY RESISTANT TO OIL, GREASE, WATER, AND MOST SOLVENTS
- NON-MARKING
- SMOOTH ROLLING AND QUIET
- CROWNED TREAD

Wheel Size	Wheel Load	Load Capacity	Part Number	Available Colors	Plate Size	Other Options	Depth (mm)
5	1.0	140.0	11300	1, 2, 3, 4, 5, 6, 7, 8, 9, 10, 11, 12, 13, 14, 15, 16, 17, 18, 19, 20, 21, 22, 23, 24, 25, 26, 27, 28, 29, 30, 31, 32, 33, 34, 35, 36, 37, 38, 39, 40, 41, 42, 43, 44, 45, 46, 47, 48, 49, 50, 51, 52, 53, 54, 55, 56, 57, 58, 59, 60, 61, 62, 63, 64, 65, 66, 67, 68, 69, 70, 71, 72, 73, 74, 75, 76, 77, 78, 79, 80, 81, 82, 83, 84, 85, 86, 87, 88, 89, 90, 91, 92, 93, 94, 95, 96, 97, 98, 99, 100	34	—	—
5	1.0	140.0	11300	1, 2, 3, 4, 5, 6, 7, 8, 9, 10, 11, 12, 13, 14, 15, 16, 17, 18, 19, 20, 21, 22, 23, 24, 25, 26, 27, 28, 29, 30, 31, 32, 33, 34, 35, 36, 37, 38, 39, 40, 41, 42, 43, 44, 45, 46, 47, 48, 49, 50, 51, 52, 53, 54, 55, 56, 57, 58, 59, 60, 61, 62, 63, 64, 65, 66, 67, 68, 69, 70, 71, 72, 73, 74, 75, 76, 77, 78, 79, 80, 81, 82, 83, 84, 85, 86, 87, 88, 89, 90, 91, 92, 93, 94, 95, 96, 97, 98, 99, 100	34	—	—
5	1.0	140.0	11300	1, 2, 3, 4, 5, 6, 7, 8, 9, 10, 11, 12, 13, 14, 15, 16, 17, 18, 19, 20, 21, 22, 23, 24, 25, 26, 27, 28, 29, 30, 31, 32, 33, 34, 35, 36, 37, 38, 39, 40, 41, 42, 43, 44, 45, 46, 47, 48, 49, 50, 51, 52, 53, 54, 55, 56, 57, 58, 59, 60, 61, 62, 63, 64, 65, 66, 67, 68, 69, 70, 71, 72, 73, 74, 75, 76, 77, 78, 79, 80, 81, 82, 83, 84, 85, 86, 87, 88, 89, 90, 91, 92, 93, 94, 95, 96, 97, 98, 99, 100	34	—	—



- (+) COLOR - WHEELS WITH NO OPTIONAL COLOR CODES WILL HAVE APPROPRIATE COLOR REPRESENTED.
- (**) BEARING



- ◆ ZINC PLATED
- ◆ RIVETED AXLE
- ◆ LUBRICATED DOUBLE BALL BEARING RACEWAY

APPLICATIONS

- ◆ FURNITURE, CABINETS, & DESKS
- ◆ OFFICE EQUIPMENT, CARTS, CHAIRS, & RACKS
- ◆ DISPLAY STANDS & RETAIL MERCHANDISERS
- ◆ INSTITUTIONAL, MEDICAL, & FOODSERVICE EQUIPMENT
- ◆ MOP BUCKETS
- ◆ CREEPERS & DOLLIES
- ◆ LIGHT DUTY TRASH CONTAINERS
- ◆ ROLLING LADDERS
- ◆ OTHER LIGHT DUTY APPLICATIONS



OPTIONS




Diameter	Overall Height	Swivel Radius
2	2-5/8	1-13/16
2-1/2	3-1/8	2-1/16
3	3-5/8	2-3/8

Plates				Stems		
Plate	Size	Bolt Pattern	Mounting Bolt Dia.	Stem	Size	Stem Type
01	1-1/4 X 2-1/16	1-3/16 x 1-9/16	3/16	61	3/8-16 x 1	Threaded
				62	3/8-16 x 1-1/2	Threaded
				63	3/8-16 x 1/2	Threaded
				90	7/16 x 1-3/16	Grip Ring



Wheel Diameter	Tread Width	Wheel Type	Load Cap	Bearing	Swivel	Available Plates/Stems
2	13/16	Hard Rubber	80	Plain Bore	08HR20AB80**YY	01, 61, 62, 63, 90
		Soft Rubber	70	Plain Bore	08SR20AB80**YY	01, 61, 62, 63, 90
		Rubber/Polyolefin	70	Plain Bore	08TP20AT80**YY	01, 61, 62, 63, 90
		Poly-U/Polyolefin	80	Plain Bore	08PP20AY80**YY	01, 61, 62, 63, 90
		Polyolefin	80	Plain Bore	08PO20AB80**YY	01, 61, 62, 63, 90
2-1/2	13/16	Hard Rubber	100	Plain Bore	08HR25AB80**YY	01, 61, 62, 63, 90
		Soft Rubber	80	Plain Bore	08SR25AB80**YY	01, 61, 62, 63, 90
		Rubber/Polyolefin	80	Plain Bore	08TP25AF80**YY	01, 61, 62, 63, 90
		Poly-U/Polyolefin	100	Plain Bore	08PP25AY80**YY	01, 61, 62, 63, 90
		Polyolefin	100	Plain Bore	08PO25AB80**YY	01, 61, 62, 63, 90
3	13/16	Hard Rubber	110	Plain Bore	08HR30AB80**YY	01, 61, 62, 63, 90
		Soft Rubber	100	Plain Bore	08SR30AB80**YY	01, 61, 62, 63, 90
		Rubber/Polyolefin	100	Plain Bore	08TP30AF80**YY	01, 61, 62, 63, 90
		Poly-U/Polyolefin	110	Plain Bore	08PP30AY80**YY	01, 61, 62, 63, 90
		Polyolefin	110	Plain Bore	08PO30AB80**YY	01, 61, 62, 63, 90





09/10 SERIES - LIGHT DUTY - 230#

- ◆ ECONOMICALLY PRICED FOR LIGHT DUTY APPLICATIONS
- ◆ ZINC PLATED
- ◆ DOUBLE BALL BEARING RACEWAY FOR ADDED STRENGTH AND EASE OF MOVEMENT

APPLICATIONS


- ◆ UTILITY & STOCK CARTS
- ◆ LIGHT DUTY STOCK CARTS
- ◆ GARMENT RACKS, DISPLAYS & SHELIVING
- ◆ INSTITUTIONAL, FOODSERVICE, & BAKERY CARTS
- ◆ UTILITY TABLES, TOOL STANDS, & TIRE RACKS



OPTIONS



Rivet Axle **J**



Vertical Lock **V**





Side Lock Brake **S**

Diameter	Overall Height	Swivel Radius
3	3-5/8	2-5/8
4	4-5/8	3-1/4
5	5-5/8	3-7/8

**Plates				**Stems		
Plate	Size	Bolt Pattern	Mounting Bolt Diameter	Stem	Size	Stem Type
06	2-3/8 x 3-5/8	1-3/4 x 2-7/8 to 3	5/16	42	7/8 x 2	Octagon
				62	3/8-16 x 1-1/2	Threaded
				64	3/8-16 x 1-3/8	Threaded
				66	1/2-13 x 3/4	Threaded
				68	1/2-13 x 1-1/2	Threaded
				70	1/2-13 x 2-9/16	Threaded
				71*	0.720 - 0.85	Expandable Adapter
				72*	0.852 - 0.927	Expandable Adapter
				73*	0.928 - 1.029	Expandable Adapter
				74*	1.030 - 1.140	Expandable Adapter
08	1-3/4 x 3	1 x 2-3/16 to 2-5/16	5/16	75*	1.360 - 1.425	Expandable Adapter
				76*	1.426 - 1.589	Expandable Adapter
				77*	1.790 - 1.850	Expandable Adapter
				79	7/16-14 x 2-1/4	Threaded
				91	7/16 x 1-3/8	Grip Ring
				97	7/16 x 2	Grip Ring

*Includes #70 stem and expandable adapter.



3/4" threaded stem adapter available for use with #91 stem. NTP34

PART NUMBER REFERENCE GUIDE



Wheel Color/Tread Type					
A	Black/Gray	L	Blue	W	Red/White
B	Black	M	Maroon	X	Gray Donut
C	Black/Black	N	Green	Y	Gray/Beige Donut
D	Red/Gray	O	Orange-Red/Gray	Z	Black-Donut
E	White	P	Purple/Gray	Pneumatic	
F	Gray/Brass	Q	Brown	C	Centered Hub
G	Green/Black	R	Red	O	Offset Hub
H	Gray/Black	S	Silver	V-Groove	
I	Gray	T	Grey/Beige Flat	T	V-Groove 7/8"
J	White Donut	U	Blue/Black	W	V-Groove 1-3/8"
K	Red/Black	V	Red/Silver		

Top Plate Fasteners		
	Plate size	Bolt Hole Pattern
00	1-1/2 x 2-21/32	15/16 x 2-1/8
01	1-1/4 x 2-1/16	13/16 x 1-9/16
02	1-7/8 x 2-9/16	15/16 x 2-1/8
03	2-1/4 x 4-7/16	1-1/16 x 3-1/2
04	2-1/4 x 5-1/8	1-3/16 x 4
05	1-3/4 x 3	2-1/4 x 1
06	2-3/8 x 3-5/8	1-3/4 x 2-7/8 to 3
07	2-3/4 x 3-7/8	1-3/4 x 3
08	1-3/4 x 3	1 x 2-3/16 to 2-5/16
11	3-1/8 x 4-1/8	1-3/4 x 2-15/16 to 2-3/8 x 3-3/8
12	3-1/8 x 4-1/8	2-3/8 x 3-3/8
13	3-3/4 x 4-1/2	2-5/8 x 3-5/8 to 3 x 3
14	3-1/4 x 4-5/8	2-3/8 x 3-3/8
15	3-1/4 x 6-1/4	1-3/4 x 5
16	3-1/2 x 3-1/2	2-5/8 x 2-5/8 to 2-3/4 x 2-3/4
17	4 x 4-1/2	2-5/8 x 3-5/8 to 3 x 3
18	4 x 5	3 x 4
19	4-1/2 x 6-1/4	2-7/16 x 4-15/16 to 3-3/8 x 5-1/4
20	5 x 5-1/2	4-1/8 x 4-1/2
25	5-1/4 x 7-1/4	3-3/8 x 5-1/4 to 4-1/8 x 6-1/8
30	6-1/4 x 7-1/2	4-1/2 x 6 to 4-1/8 x 6-1/8
45	8-1/2 x 8-1/2	7 x 7

Stem Fasteners		
	Stem Type	Stem Size
ZZ	Hollow Kingpin	1/2 I.D.
42	Octagon	7/8 x 2
51	Octagon	3/4 x 2
55	Square	7/8 x 2
58	Round	1.48 x 2
46	Threaded	5/8-11 x 1-1/4
59	Threaded	1/2-13 x 1-3/4
60	Threaded	3/8-16 x 3/4
61	Threaded	3/8-16 x 1
62	Threaded	3/8-16 x 1-1/2
63	Threaded	3/8-16 x 1/2
64	Threaded	3/8-16 x 1-3/8
65	Threaded	
66	Threaded	1/2-13 x 3/4
67	Threaded	1/2-13 x 1
68	Threaded	1/2-13 x 1-1/2
69	Threaded	1/2-13 x 2
79	Threaded	7/16-14 x 2-1/4
81	Threaded	5/8-11 x 1-3/4
87	Threaded	3/4-10 x 1-3/4
80	Threaded	5/8-11 x 1
88	Threaded	3/4-10 x 1
86	Pipe Thread	3/4-10 x 1-1/4
70	Threaded Adapter	1/2-13 x 2-9/16
71*	Expandable Adapter	0.720 - 0.85
72*	Expandable Adapter	0.852 - 0.927
73*	Expandable Adapter	0.928 - 1.029
74*	Expandable Adapter	1.030 - 1.140
75*	Expandable Adapter	1.360 - 1.425
76*	Expandable Adapter	1.426 - 1.589
77*	Expandable Adapter	1.790 - 1.850
41	Grip Ring	7/8 x 2-1/4 Octagon
90	Grip Ring	7/16 x 1-3/16
91	Grip Ring	7/16 x 1-3/8
92	Grip Ring	5/8 x 2-3/16
93	Grip Ring	13/16 x 2-3/16
94	Grip Ring	27/32 x 2-1/2
95	Grip Ring	0.846 x 2-3/16
96	Grip Ring	13/16 x 1-3/4
97	Grip Ring	7/16 x 2-1/4

Options			
A	A-Cam Brake	L	Raceway Seal
B	Lower Raceway Cap	M	Metal Combo Washer
C	Cam Brake	N	Cantilever Dual Wheel
D	Dual Wheel	P	Weld-On 4-Position Lock
E	w/ Raceway Seal & Zerk	R	Thumb Screw Brake
F	Face Contact Brake	S	Side Brake
G	Thread Guard	T	Top Lock Brake
H	Tech Lock Brake	U	Unplated
I	No Raceway Seal & Zerk	V	Vertical Top Lock
J	w/ Axle & Nut	X	Black Oxide Finish
K	High Temp Grease	Z	w/ Zerk Axle & Nut


*Includes #70 stem and adapter.




Wheel Diameter	Tread Width	Wheel Type	Load Capacity	Bearing	Swivel	Rigid (Plate Casters Only)	+Color	Available Plates/Stems
3	1	Yoke Only w/ Axle			09ZZ30DZ81**YY	10ZZ30DZ81**YY		06, 08, 62, 68, 70, 71, 72, 73, 74, 75, 76, 77, 91, 97
		Rubber/Polyolefin	150	Plain Bore	09TP30DH81**YY	10TP30D+81**YY	H, T	
		Poly-U/Polyolefin	175	Plain Bore	09PP30DA81**YY	10PP30DA81**YY		
		Soft Rubber	130	Plain Bore	09SR30DB81**YY	10SR30DB81**YY		
		Hard Rubber	150	Plain Bore	09HR30DB81**YY	10HR30DB81**YY		
		Polyolefin	175	Plain Bore	09PO30DB81**YY	10PO30DB81**YY		
4	1	Yoke Only w/ Axle			09ZZ40DZ81**YY	10ZZ40DZ81**YY		06, 08, 62, 66, 68, 71, 72, 73, 73, 74, 75, 76, 77, 79, 91, 97
		Rubber/Polyolefin	175	Plain Bore	09TP40D+81**YY	10TP40D+81**YY	H, T	
		Poly-U/Polyolefin	220	Plain Bore	09PP40DA81**YY	10PP40DA81**YY		
		Soft Rubber	145	Plain Bore	09SR40DB81**YY	10SR40DB81**YY		
		Hard Rubber	175	Plain Bore	09HR40DB81**YY	10HR40DB81**YY		
		Polyolefin	220	Plain Bore	09PO40DB81**YY	10PO40DB81**YY		
5	1	Yoke Only w/ Axle			09ZZ50DZ81**YY	10ZZ50DZ81**YY		06, 08, 42, 62, 68, 70, 71, 72, 73, 74, 75, 76, 77, 79, 91, 97
		Rubber/Polyolefin	200	Plain Bore	09TP50D+81**YY	10TP50D+81**YY	H, T	
		Poly-U/Polyolefin	220	Plain Bore	09PP50DA81**YY	10PP50DA81**YY		
		Soft Rubber	150	Plain Bore	09SR50DB81**YY	10SR50DB81**YY		
		Hard Rubber	200	Plain Bore	09HR50DB81**YY	10HR50DB81**YY		
		Polyolefin	230	Plain Bore	09PO50DB81**YY	10PO50DB81**YY		

Expandable Stem Casters & Adapters


09 Series
1" Tread Width
(Page 8-9)




15 Series
Stainless Steel
1-1/4" Tread Width
(Page 86-87)




17 Series
Total Lock
1-1/4" Tread Width
(Page 82-84)




T3 Series
Total Lock
1-1/4" Tread Width
(Page 16-18)




21 Series
1-1/4" Tread Width
(Page 19-21)




73 Series
Stainless Steel
1-1/4" Tread Width
(Page 88-89)



75 Series
1-1/4" Tread Width
(Page 22-25)



79 Series
1-1/2" Tread Width
(Page 26-29)



7 EXPANDABLE ADAPTER SIZES ON 8 DIFFERENT CASTER SERIES!



23/24 SERIES - LIGHT DUTY ECONOMY - 175#

- ◆ COST EFFECTIVE LIGHT DUTY CASTER SERIES
- ◆ DOUBLE BALL RACEWAY
- ◆ ZINC PLATED
- ◆ LIGHTER GAUGE STEEL

APPLICATIONS

- ◆ FOOD SERVICE EQUIPMENT
- ◆ LIGHT DUTY MATERIAL HANDLING
- ◆ BAKERY RACKS
- ◆ INSTITUTIONAL CARTS
- ◆ DOLLIES
- ◆ CASES, DISPLAYS, & WIRE RACKING



OPTIONS



Cam Brake **C**



Top Lock Brake **T**



Rivet Axle **J**

Diameter	Overall Height	Swivel Radius
3	3-3/4	2-1/2
3-1/2	4-3/8	3
4	4-5/8	3-1/4
5	5-5/8	4-3/16

**Plates				**Stems		
Plate	Size	Bolt Pattern	Mounting Bolt Dia.	Stem	Size	Stem Type
06	2-3/8 x 3-5/8	1-3/4 x 2-7/8 to 3	5/16	62	3/8-16 x 1-1/2	Threaded
08	1-3/4 x 3	1 x 2-3/16 to 2-5/16	5/16	67	1/2-13 x 1	Threaded
11	3-1/8 x 4-1/8	1-3/4 x 2-15/16 to 2-3/8 x 3-3/8	5/16	68	1/2-13 x 1-1/2	Threaded
17	4 x 4-1/2	2-5/8 x 3-5/8 to 3 x 3	3/8	91	7/16 x 1-3/8	Grip Ring

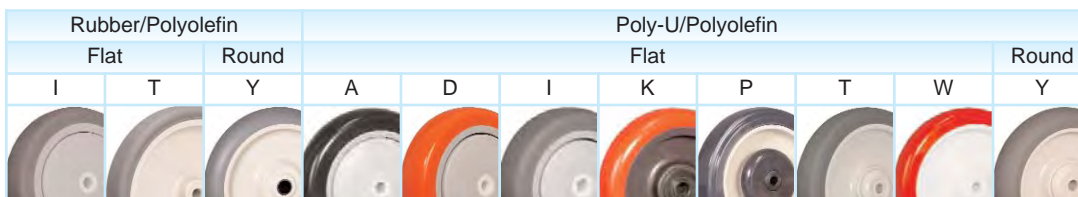



Threaded Grip Ring



3/4" threaded stem adapter available for use with #91 stem. NTP34

Wheel Diameter	Tread Width	Wheel Type	Load Cap.	Bearing	Swivel	Rigid (Plate Casters Only)	+Color	**Plates/ Stems
3	1-1/4	Yoke Only w/ Axle			23ZZ30GZ82**YY	24ZZ30GZ82**YY		06, 08, 11, 17, 62, 67, 68, 91
		Soft Rubber	125	Plain Bore	23SR30GB82**YY	24SR30GB82**YY		
		Hard Rubber	175	Plain Bore	23HR30GB82**YY	24HR30GB82**YY		
		Soft Rubber	125	Ball Bearing	23SR30GB42**YY	24SR30GB42**YY		
		Hard Rubber	175	Ball Bearing	23HR30GB42**YY	24HR30GB42**YY		
		Rubber/Polyolefin	125	Precision	23TP30GI44**YY	24TP30GI44**YY		
		Rubber/Polyolefin	125	Precision	23TP30G+47**YY	24TP30G+47**YY	T, Y	
		Rubber/Polyolefin	125	Nylon Sleeve	23TP30G+90**YY	24TP30G+90**YY	T, Y	
		Poly-U/Polyolefin	175	Precision	23PP30G+44**YY	24PP30G+44**YY	A, D, I	
		Poly-U/Polyolefin	175	Precision	23PP30G+47**YY	24PP30G+47**YY	T, Y, W	
		Poly-U/Polyolefin	175	Nylon Sleeve	23PP30GT90**YY	24PP30GT90**YY		
		Polyolefin	175	Plain Bore	23PO30G+82**YY	24PO30G+82**YY	B, J, Z	
		Heavy Duty Polyolefin	175	Plain Bore	23HP30GB82**YY	24HP30GB82**YY		
		Phenolic	175	Top Hat Bushing	23PH30GB99**YY	24PH30GB99**YY		
		Semi Steel	175	Plain Bore	23SS30GS82**YY	24SS30GS82**YY		
Semi Steel	175	Steel Sleeve	23SS30GS90**YY	24SS30GS90**YY				



23/24 SERIES - LIGHT DUTY ECONOMY - 175#



Wheel Diameter	Tread Width	Wheel Type	Load Cap.	Bearing	Swivel	Rigid (Plate Casters Only)	+Color	**Plates/ Stems
3-1/2	1-1/4	Yoke Only w/ Axle			23ZZ35GZ82**YY	24ZZ35GZ82**YY		06, 08, 11, 17, 62, 67, 68, 91
		Soft Rubber	175	Plain Bore	23SR35GB82**YY	24SR35GB82**YY		
		Hard Rubber	175	Plain Bore	23HR35GB82**YY	24HR35GB82**YY		
		Rubber/Aluminum	175	Annular Ball	23RA35GI43**YY	24RA35GI43**YY		
		Rubber/Polyolefin	170	Precision	23TP35GI44**YY	24TP35GI44**YY		
		Rubber/Polyolefin	170	Precision	23TP35G+47**YY	24TP35G+47**YY	T, Y	
		Rubber/Polyolefin	170	Nylon Sleeve	23TP35G+90**YY	24TP35G+90**YY	T, Y	
		Poly-U/Polyolefin	175	Precision	23PP35G+44**YY	24PP35G+44**YY	A, D, I	
		Poly-U/Polyolefin	175	Precision	23PP35G+47**YY	24PP35G+47**YY	K, T, W, Y	
		Poly-U/Polyolefin	175	Nylon Sleeve	23PP35GT90**YY	24PP35GT90**YY		
Polyolefin	175	Plain Bore	23PO35GB82**YY	24PO35GB82**YY	B, J, Z			
4	1-1/4	Yoke Only w/ Axle			23ZZ40GZ82**YY	24ZZ40GZ82**YY		06, 08, 11, 17, 62, 67, 68, 91
		Soft Rubber	175	Plain Bore	23SR40GB82**YY	24SR40GB82**YY		
		Hard Rubber	175	Plain Bore	23HR40GB82**YY	24HR40GB82**YY		
		Soft Rubber	175	Ball Bearing	23SR40GB42**YY	24SR40GB42**YY		
		Hard Rubber	175	Ball Bearing	23HR40GB42**YY	24HR40GB42**YY		
		Rubber/Aluminum	175	Annular Ball	23RA40GI43**YY	24RA40GI43**YY		
		Rubber/Polyolefin	175	Precision	23TP40GI44**YY	24TP40GI44**YY		
		Rubber/Polyolefin	175	Precision	23TP40G+47**YY	24TP40G+47**YY	T, Y	
		Rubber/Polyolefin	175	Nylon Sleeve	23TP40G+90**YY	24TP40G+90**YY	T, Y	
		Poly-U/Polyolefin	175	Precision	23PP40G+44**YY	24PP40G+44**YY	A, D, I	
		Poly-U/Polyolefin	175	Precision	23PP40G+47**YY	24PP40G+47**YY	K, T, W, Y	
		Poly-U/Polyolefin	175	Delrin	23PP40G+59**YY	24PP40G+59**YY	K, W	
		Poly-U/Polyolefin	175	Delrin	23PP40GT90**YY	24PP40GT90**YY		
		Polyolefin	175	Plain Bore	23PO40G+82**YY	24PO40G+82**YY	B, J, Z	
		Heavy Duty Polyolefin	175	Plain Bore	23HP40GB82**YY	24HP40GB82**YY		
		Phenolic	175	Top Hat Bushing	23PH40GB99**YY	24PH40GB99**YY		
Semi Steel	175	Plain Bore	23SS40GS82**YY	24SS40GS82**YY				
Semi Steel	175	Steel Sleeve	23SS40GS90**YY	24SS40GS90**YY				
5	1-1/4	Yoke Only w/ Axle			23ZZ50GZ82**YY	24ZZ50GZ82**YY		06, 08, 11, 17, 62, 67, 68, 91
		Soft Rubber	175	Plain Bore	23SR50GB82**YY	24SR50GB82**YY		
		Hard Rubber	175	Plain Bore	23HR50GB82**YY	24HR50GB82**YY		
		Soft Rubber	175	Ball Bearing	23SR50GB42**YY	24SR50GB42**YY		
		Hard Rubber	175	Ball Bearing	23HR50GB42**YY	24HR50GB42**YY		
		Rubber/Aluminum	175	Annular Ball	23RA50GI43**YY	24RA50GI43**YY		
		Rubber/Polyolefin	175	Precision	23TP50GI44**YY	24TP50GI44**YY		
		Rubber/Polyolefin	175	Precision	23TP50G+47**YY	24TP50G+47**YY	T, Y	
		Rubber/Polyolefin	175	Nylon Sleeve	23TP50G+90**YY	24TP50G+90**YY	T, Y	
		Poly-U/Polyolefin	175	Precision	23PP50G+44**YY	24PP50G+44**YY	A, D, I	
		Poly-U/Polyolefin	175	Precision	23PP50G+47**YY	24PP50G+47**YY	K, T, W, Y	
		Poly-U/Polyolefin	175	Ball Bearing	23PP50G+42**YY	24PP50G+42**YY	A, K, P, W	
		Poly-U/Polyolefin	175	Delrin	23PP50G+59**YY	24PP50G+59**YY	K, W	
		Poly-U/Polyolefin	175	Delrin	23PP50G+90**YY	24PP50G+90**YY	T, Y	
		Polyolefin	175	Plain Bore	23PO50G+82**YY	24PO50G+82**YY	B, J, Z	
		Heavy Duty Polyolefin	175	Plain Bore	23HP50GB82**YY	24HP50GB82**YY		
Phenolic	175	Top Hat Bushing	23PH50GB99**YY	24PH50GB99**YY				
Semi Steel	175	Plain Bore	23SS40GS82**YY	24SS40GS82**YY				
Semi Steel	175	Steel Sleeve	23SS40GS90**YY	24SS40GS90**YY				



- ◆ DEEPLY EMBOSSED SINGLE BALL RACEWAY
- ◆ ZINC PLATED
- ◆ PRECISION KINGPIN FOR THRUST ABSORPTION



APPLICATIONS

- ◆ DOLLIES
- ◆ PARTS BINS
- ◆ PORTABLE STORAGE RACKS
- ◆ BAKERY RACKS
- ◆ FOOD SERVICE APPLICATIONS
- ◆ ROLLING TOOLBOXES
- ◆ LIGHTER GENERAL DUTY USE
- ◆ STORE DISPLAYS & MERCHANDISERS
- ◆ LAUNDRY CARTS, LINEN BASKETS & HAMPERS

Diameter	Overall Height	Swivel Radius
2	2-7/16	1-3/4
2-1/2	3-1/4	2-3/8
3	3-5/8	2-7/16
4	5	3-1/4

OPTIONS



Side Lock Brake **S**

Top Plate Dimensions


Wheel Diameter	Swivel		Rigid		Axle Diameter	Mounting Bolt Dia.
	Overall Plate	Bolt Hole	Overall Plate	Bolt Hole		
2	1-7/8 x 2-9/16	15/16 x 2-1/8	1-1/2 x 2-21/32	15/16 x 2-1/8	1/4	1/4
2-1/2	2-3/4 x 3-7/8	1-3/4 x 3	2-1/4 x 4-7/16	1-1/16 x 3-1/2	5/16	
3	3-1/8 x 4-1/8	2-3/8 x 3-3/8	2-1/4 x 5-1/8	1-3/16 x 4	3/8	
4	4 x 5	3 x 4	3-1/4 x 6-1/4	1-3/4 x 5		



11/12 SERIES - GENERAL DUTY- 400#



Wheel Diameter	Tread Width	Wheel Type	Load Cap.	Bearing	Swivel Part #	Rigid Part #	+Color
2	15/16	Yoke Only w/ Axle			11ZZ20CZ8002YY	12ZZ20CZ8000YY	
		Soft Rubber	90	Plain Bore	11SR20CB8002YY	12SR20CB8000YY	
		Hard Rubber	125	Plain Bore	11HR20CB8002YY	12HR20CB8000YY	
		Semi Steel	125	Plain Bore	11SS20CS8002YY	12SS20CS8000YY	
		Polyolefin	90	Plain Bore	11PO20CB8002YY	12PO20CB8000YY	
2-1/2	1-1/16	Yoke Only w/ Axle			11ZZ25CZ8107YY	12ZZ250CZ8103YY	
		Soft Rubber	100	Plain Bore	11SR25CB8107YY	12SR25CB8103YY	
		Hard Rubber	175	Plain Bore	11HR25CB8107YY	12HR25CB8103YY	
		Semi Steel	200	Plain Bore	11SS25CS8107YY	12SS25CS8103YY	
		Polyolefin	175	Plain Bore	11PO25CB8107YY	12PO25CB8103YY	
3	1-1/4	Yoke Only w/ Axle			11ZZ30GZ8212YY	12ZZ30GZ8204YY	
		Soft Rubber	150	Plain Bore	11SR30GB8212YY	12SR30GB8204YY	
		Soft Rubber	150	Ball Bearing	11SR30GB4212YY	12SR30GB4204YY	
		Hard Rubber	275	Plain Bore	11HR30GB8212YY	12HR30GB8204YY	
		Hard Rubber	150	Ball Bearing	11HR30GB4212YY	12HR30GB4204YY	
		Polyolefin	275	Plain Bore	11PO30G+8212YY	12PO30G+8204YY	B, J, Z
		Heavy Duty Polyolefin	275	Plain Bore	11HP30GB8212YY	12HP30GB8204YY	
		Solid Polyurethane	250	Steel Sleeve	11SU30GL9012YY	12SU30GL9004YY	
		Poly-U/Polyolefin	250	Precision	11PP30G+4412YY	12PP30G+4404YY	A, D, I
		Poly-U/Polyolefin	250	Precision	11PP30G+4712YY	12PP30G+4704YY	T, W, Y
		Poly-U/Polyolefin	250	Nylon Sleeve	11PP30G+9012YY	12PP30G+9004YY	T, Y
		Rubber/Polyolefin	210	Precision	11TP30GI4412YY	12TP30GI4404YY	
		Rubber/Polyolefin	210	Precision	11TP30G+4712YY	12TP30G+4704YY	T, Y
		Rubber/Polyolefin	210	Plain Bore	11TP30GI8212YY	12TP30GI8204YY	
		Rubber/Polyolefin	210	Nylon Sleeve	11TP30G+9012YY	12TP30G+9004YY	T, Y
		Semi Steel	275	Plain Bore	11SS30GS8212YY	12SS30GS8204YY	
		Semi Steel	275	Steel Sleeve	11SS30GS9012YY	12SS30GS9004YY	
Phenolic	275	Steel Sleeve	11PH30GB9912YY	12PH30GB9904YY			
4	1-1/4	Yoke Only w/ Axle			11ZZ40FZ8218YY	12ZZ40FZ8215YY	
		Soft Rubber	200	Plain Bore	11SR40FB8218YY	12SR40FB8215YY	
		Hard Rubber	300	Plain Bore	11HR40FB8218YY	12HR40FB8215YY	
		Semi Steel	400	Plain Bore	11SS40RS8218YY	12SS40RS8215YY	
	1-1/2	Semi Steel	400	Roller	11SS40HS1218YY	12SS40HS1215YY	
		Phenolic	400	Roller	11PH40HB1218YY	12PH40HB1215YY	
		Rubber/Polyolefin	190	Roller	11TP40H+1218YY	12TP40H+1215YY	A, I
		Poly-U/Polyolefin	300	Roller	11PP40H+1218YY	12PP40H+1215YY	K, D, U
		Polyurethane/Steel	400	Roller	11PU40H+1218YY	12PU40H+1215YY	G, V
	1-5/8	Soft Rubber	300	Steel Sleeve	11SR40PB9018YY	12SR40PB9015YY	
		Hard Rubber	400	Steel Sleeve	11HR40PB9018YY	12HR40PB9015YY	





07 SERIES - HOLLOW KINGPIN - 300#

- ◆ **HARD TO FIND OR CUSTOM STEM APPLICATIONS**
- ◆ DOUBLE BALL BEARING RACEWAY FOR LONG WEAR AND ADDED STRENGTH
- ◆ ZINC PLATED
- ◆ 1/2" DIAMETER X 11/16" DEEP HOLLOW KINGPIN WILL ACCEPT A VARIETY OF STEMS
- ◆ ECONOMICAL AND HIGHLY VERSATILE CASTER SERIES




APPLICATIONS

- ◆ LIGHT TO MEDIUM DUTY MATERIAL HANDLING
- ◆ BAKERY EQUIPMENT
- ◆ STOCKING CARTS
- ◆ MOVING DOLLIES
- ◆ FOOD SERVICE OPERATIONS
- ◆ MAINTENANCE CARTS
- ◆ OFFICE EQUIPMENT
- ◆ COMPUTER ROOM EQUIPMENT
- ◆ LABORATORY EQUIPMENT
- ◆ INSTITUTIONAL EQUIPMENT

Diameter	Overall Height	Swivel Radius
3	4	3
3-1/2	4-1/2	3-3/16
4	5	3-1/2
5	6	4


Wheel Diameter	Tread Width	Wheel Type	Load Cap.	Bearing	Part #	+Color
3	1-1/4	Yoke Only w/ Axle			07ZZ30GZ82ZZYY	
		Soft Rubber	175	Plain Bore	07SR30GB82ZZYY	
		Hard Rubber	275	Plain Bore	07HR30GB82ZZYY	
		Soft Rubber	200	Ball Bearing	07SR30GB42ZZYY	
		Rubber/Polyolefin	210	Precision	07TP30GI44ZZYY	
		Rubber/Polyolefin	210	Precision	07TP30G+47ZZYY	T, Y
		Rubber/Polyolefin	210	Nylon Sleeve	07TP30G+90ZZYY	T, Y
		Solid Polyurethane	300	Steel Sleeve	07SU30GL90ZZYY	
		Semi Steel	300	Plain Bore	07SS30GS82ZZYY	
		Semi Steel	300	Steel Sleeve	07SS30GS90ZZYY	
		Poly-U/Polyolefin	250	Precision	07PP30G+44ZZYY	A, D, I
		Poly-U/Polyolefin	250	Precision	07PP30G+47ZZYY	T, W, Y
		Poly-U/Polyolefin	250	Nylon Sleeve	07PP30G+90ZZYY	T, Y
		Polyolefin	300	Plain Bore	07PO30G+82ZZYY	B, J, Z
		Polyolefin	300	Plain w/ Bushing	07PO30G+90ZZYY	B, J, Z
		Heavy Duty Polyolefin	300	Plain Bore	07HP30G+82ZZYY	B, E
		Phenolic	300	Plain w/ Top Hat	07PH30GB99ZZYY	
3-1/2	1-1/4	Yoke Only w/ Axle			07ZZ35GZ82ZZYY	
		Soft Rubber	200	Plain Bore	07SR35GB82ZZYY	
		Hard Rubber	285	Plain Bore	07HR35GB82ZZYY	
		Rubber/Aluminum	250	Annular Ball Brg	07RA35GI43ZZYY	
		Rubber/Polyolefin	170	Precision	07TP35GI44ZZYY	
		Rubber/Polyolefin	170	Precision	07TP35G+47ZZYY	T, Y
		Poly-U/Polyolefin	250	Precision	07PP35G+44ZZYY	A, D, I
		Poly-U/Polyolefin	250	Precision	07PP35G+47ZZYY	T, Y
		Poly-U/Polyolefin	250	Delrin	07PP35G+59ZZYY	K, W
		Poly-U/Polyolefin	250	Ball Bearing	07PP35G+42ZZYY	T, Y



07 SERIES - HOLLOW KINGPIN - 300#



OPTIONS



TOTAL LOCK MODEL
ALSO AVAILABLE



SEE 17 SERIES PGS 82-83

CASTER STEMS (SOLD SEPERATELY)

07STT79	07STT81	07STT84	07STT87
7/16-14 x 1-1/2	5/8-11 x 1-3/4	3/4-10 x 4	3/4-10 x 1-3/4
07STG92	07STG93	07STS55	07STS56
5/8 x 2-3/16	13/16 x 2-3/16	7/8 x 2	7/8 x 2
Holes - 1/4"			

Wheel Diameter	Tread Width	Wheel Type	Load Cap.	Bearing	Part #	+Color
4	1-1/4	Yoke Only w/ Axle			07ZZ40GZ82ZZYY	
		Soft Rubber	200	Plain Bore	07SR40GB82ZZYY	
		Hard Rubber	300	Plain Bore	07HR40GB82ZZYY	
		Soft Rubber	250	Ball Bearing	07SR40GB42ZZYY	
		Hard Rubber	300	Ball Bearing	07HR40GB42ZZYY	
		Rubber/Aluminum	250	Annular Ball Brg	07RA40GI43ZZYY	
		Rubber/Polyolefin	190	Precision	07TP40GI44ZZYY	
		Rubber/Polyolefin	190	Precision	07TP40G+47ZZYY	T, Y
		Rubber/Polyolefin	190	Nylon Sleeve	07TP40G+90ZZYY	T, Y
		Poly-U/Polyolefin	300	Precision	07PP40G+44ZZYY	A, D, I
		Poly-U/Polyolefin	300	Precision	07PP40G+47ZZYY	T, W, Y
		Poly-U/Polyolefin	300	Delrin	07PP40G+59ZZYY	K, W
		Poly-U/Polyolefin	300	Nylon Sleeve	07PP40GT90ZZYY	
		Solid Polyurethane	300	Steel Sleeve	07SU40GL90ZZYY	
		Semi Steel	300	Plain Bore	07SS40GS82ZZYY	
		Semi Steel	300	Steel Sleeve	07SS40GS90ZZYY	
		Polyolefin	300	Plain Bore	07PO40G+82ZZYY	B, J, Z
		Polyolefin	300	Nylon Sleeve	07PO40G+90ZZYY	B, J, Z
		Heavy Duty Polyolefin	300	Plain Bore	07HP40GB82ZZYY	
		Phenolic	300	Plain w/ Top Hat	07PH40GB99ZZYY	
High-Temp Phenolic	300	Plain w/ Top Hat	07HT40GQ99ZZYY			
High-Temp Glass/Nylon	300	Plain w/ Top Hat	07GN40GQ99ZZYY			
5	1-1/4	Yoke Only w/ Axle			07ZZ50GZ82ZZYY	
		Soft Rubber	250	Plain Bore	07SR50GB82ZZYY	
		Hard Rubber	300	Plain Bore	07HR50GB82ZZYY	
		Soft Rubber	275	Ball Bearing	07SR50GB42ZZYY	
		Hard Rubber	300	Ball Bearing	07HR50GB42ZZYY	
		Rubber/Aluminum	275	Annular Ball Brg	07RA50GY43ZZYY	
		Rubber/Polyolefin	200	Precision	07TP50GI44ZZYY	
		Rubber/Polyolefin	200	Precision	07TP50G+47ZZYY	T, Y
		Rubber/Polyolefin	200	Nylon Sleeve	07TP50G+90ZZYY	T, Y
		Poly-U/Polyolefin	300	Precision	07PP50G+44ZZYY	A, D, I
		Poly-U/Polyolefin	300	Precision	07PP50G+47ZZYY	T, W, Y
		Poly-U/Polyolefin	300	Delrin	07PP50G+59ZZYY	K, W
		Poly-U/Polyolefin	300	Nylon Sleeve	07PP50G+90ZZYY	T, Y
		Solid Polyurethane	300	Steel Sleeve	07SU50GL90ZZYY	
		Semi Steel	300	Plain Bore	07SS50GS82ZZYY	
		Semi Steel	300	Steel Sleeve	07SS50GS90ZZYY	
		Polyolefin	300	Plain Bore	07PO50G+82ZZYY	B, J, Z
		Polyolefin	300	Nylon Sleeve	07PO50G+90ZZYY	B, J, Z
		Heavy Duty Polyolefin	300	Plain Bore	07HP50GB82ZZYY	
		Phenolic	300	Plain w/ Top Hat	07PH50GB99ZZYY	
High-Temp Phenolic	300	Plain w/ Top Hat	07HT50GQ99ZZYY			




13/14/T3 SERIES - LIGHT/MEDIUM DUTY - 350#

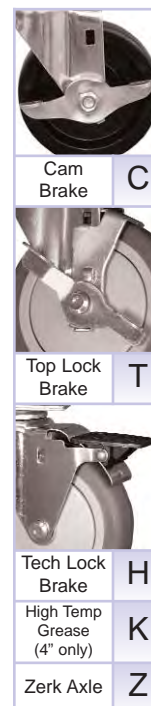
- ◆ DOUBLE BALL BEARING RACEWAY FOR LONG WEAR AND ADDED STRENGTH
- ◆ ZINC PLATED
- ◆ 1/2" PRECISION KINGPIN
- ◆ ECONOMICAL AND HIGHLY VERSATILE CASTER SERIES
- ◆ WIDE SELECTION OF WHEELS FOR A RANGE OF APPLICATIONS

APPLICATIONS

- ◆ LIGHT TO MEDIUM DUTY MATERIAL HANDLING
- ◆ INSTITUTIONAL & LABORATORY EQUIPMENT
- ◆ BAKERY EQUIPMENT
- ◆ STOCKING CARTS
- ◆ MOVING DOLLIES
- ◆ FOOD SERVICE OPERATIONS
- ◆ MAINTENANCE CARTS
- ◆ OFFICE EQUIPMENT
- ◆ COMPUTER ROOM EQUIPMENT



OPTIONS



Diameter	Overall Height		Swivel Radius	
	Plate	Stem	Swivel	Total Lock Swivel
2-1/2	3-1/2	--	2-7/16	--
3	4-1/8 (Optional 4 available)	4	3	4-3/4
3-1/2	4-5/8	4-1/2	3-1/16	4-3/4
4	5-1/8	5	3-1/2	4-3/4
5	6-1/8	6	4	4-3/4

T3 SERIES TOTAL LOCK





- ◆ TOTAL LOCK CASTERS SIMULTANEOUSLY LOCK THE SWIVEL AND THE WHEEL MAKING THE UNIT STATIONARY
- ◆ OVERALL HEIGHT MATCHES STANDARD 13/14 SERIES CASTERS
- ◆ NOT AVAILABLE WITH #17 PLATE
- ◆ 3" CASTER IN STANDARD 4-1/8" OAH ONLY
- ◆ OPTIONAL RACEWAY DUST CAP AVAILABLE
- ◆ FOR MATCHING SWIVEL STEM CASTERS USE 21 SERIES CASTERS

**Plates				**Stems (Total Lock Casters Only)		
Plate	Size	Bolt Pattern	Mounting Bolt Diameter	Stem	Size	Stem Type
06	2-3/8 x 3-5/8	1-3/4 x 2-7/8 to 3	5/16	67	1/2-13 x 1	Threaded
				68	1/2-13 x 1-1/2	Threaded
				70	1/2-13 x 2-9/16	Threaded
				71*	0.720 - 0.85	Expandable Adapter
				72*	0.852 - 0.927	Expandable Adapter
11	3-1/8 x 4-1/8	1-3/4 x 2-15/16 to 2-3/8 x 3-3/8	5/16	73*	0.928 - 1.029	Expandable Adapter
				74*	1.030 - 1.140	Expandable Adapter
				75*	1.360 - 1.425	Expandable Adapter
				76*	1.426 - 1.589	Expandable Adapter
				77*	1.790 - 1.850	Expandable Adapter
17	4 x 4-1/2	2-5/8 x 3-5/8 to 3 x 3	3/8	95	0.846 x 2-3/16	

*Includes #70 stem and expandable adapter.

13/14 SERIES - LIGHT/MEDIUM DUTY - 350#

Wheel Dia.	Tread Width	Wheel Type	Load Cap.	Bearing	Swivel	Rigid	**Plates	Total Lock Swivel	**Plates Stems	+Color
2-1/2	1-1/4	Yoke Only w/ Axle			13ZZ25GZ82**YY	14ZZ25GZ82**YY	06	--	--	
		Polyolefin	300	Plain Bore	13PO25GB82**YY	14PO25GB82**YY		--		
		Poly-U/Polyolefin	300	Ball Bearing	13PP25GM42**YY	14PP25GM42**YY		--		
3	1-1/4	Yoke Only w/ Axle			13ZZ30GZ82**YY	14ZZ30GZ82**YY	06, 11 17	T3ZZ30GZ82**YY	06, 11 67, 68 70, 71 72, 73 74, 75 76, 77 95	
		Soft Rubber	175	Plain Bore	13SR30GB82**YY	14SR30GB82**YY		T3SR30GB82**YY		
		Hard Rubber	275	Plain Bore	13HR30GB82**YY	14HR30GB82**YY		T3HR30GB82**YY		
		Soft Rubber	200	Ball Bearing	13SR30GB42**YY	14SR30GB42**YY		T3SR30GB42**YY		
		Hard Rubber	200	Ball Bearing	13HR30GB42**YY	14HR30GB42**YY		T3HR30GB42**YY		
		Solid Polyurethane	300	Steel Sleeve	13SU30GL90**YY	14SU30GL90**YY		T3SU30GL90**YY		
		Rubber/Polyolefin	210	Precision	13TP30GI44**YY	14TP30GI44**YY		T3TP30GI44**YY		
		Rubber/Polyolefin	210	Precision	13TP30G+47**YY	14TP30G+47**YY		T3TP30G+47**YY		T, Y
		Rubber/Polyolefin	210	Nylon Sleeve	13TP30G+90**YY	14TP30G+90**YY		T3TP30G+90**YY		T, Y
		Semi Steel	300	Plain Bore	13SS30GS82**YY	14SS30GS82**YY		T3SS30GS82**YY		
		Semi Steel	300	Steel Sleeve	13SS30GS90**YY	14SS30GS90**YY		T3SS30GS90**YY		
		Poly-U/Polyolefin	250	Precision	13PP30G+44**YY	14PP30G+44**YY		T3PP30G+44**YY		A, D, I
		Poly-U/Polyolefin	250	Precision	13PP30G+47**YY	14PP30G+47**YY		T3PP30G+47**YY		T, Y, W
		Poly-U/Polyolefin	250	Nylon Sleeve	13PP30G+90**YY	14PP30G+90**YY		T3PP30G+90**YY		T, Y
		Poly-U/Polyolefin	250	Delrin	13PP30G+59**YY	14PP30G+59**YY		T3PP30G+59**YY		K, W
		Polyolefin	300	Plain Bore	13PO30G+82**YY	14PO30G+82**YY		T3PO30G+82**YY		B, J, Z
		Heavy Duty Polyolefin	300	Plain Bore	13HP30GB82**YY	14HP30GB82**YY		T3HP30GB82**YY		
		Phenolic	300	Plain w/ Top Hat	13PH30GB99**YY	14PH30GB99**YY		T3PH30GB99**YY		
		1-1/2	High-Temp Glass/Nylon	300	Steel Sleeve	13GN30HQ90**YY		14GN30HQ90**YY		--
	3-1/2	1-1/4	Yoke Only w/ Axle			13ZZ35GZ82**YY	14ZZ35GZ82**YY	06, 11 17	T3ZZ35GZ82**YY	06, 11 67, 68 70, 71 72, 73 74, 75 76, 77 95
Soft Rubber			200	Plain Bore	13SR35GB82**YY	14SR35GB82**YY	T3SR35GB82**YY			
Hard Rubber			285	Plain Bore	13HR35GB82**YY	14HR35GB82**YY	T3HR35GB82**YY			
Rubber/Aluminum			250	Annular Ball	13RA35GI43**YY	14RA35GI43**YY	T3RA35GI43**YY			
Rubber/Polyolefin			250	Precision	13TP35GI44**YY	14TP35GI44**YY	T3TP35GI44**YY		T, Y	
Rubber/Polyolefin			250	Precision	13TP35G+47**YY	14TP35G+47**YY	T3TP35G+47**YY		T, Y	
Rubber/Polyolefin			250	Nylon Sleeve	13TP35G+90**YY	14TP35G+90**YY	T3TP35G+90**YY		A, D, I	
Poly-U/Polyolefin			250	Precision	13PP35G+44**YY	14PP35G+44**YY	T3PP35G+44**YY		T, W, Y	
Poly-U/Polyolefin			250	Precision	13PP35G+47**YY	14PP35G+47**YY	T3PP35G+47**YY		K, W	
Poly-U/Polyolefin			250	Delrin	13PP35G+59**YY	14PP35G+59**YY	T3PP35G+59**YY			
Polyolefin			300	Plain Bore	13PO35G+82**YY	14PO35G+82**YY	T3PO35G+82**YY		B, J, Z	
Polyolefin			300	Nylon Sleeve	13PO35G+90**YY	14PO35G+90**YY	T3PO35G+90**YY		J, Z	





13/14 SERIES - LIGHT/MEDIUM DUTY - 350#

Wheel Dia.	Tread Width	Wheel Type	Load Cap.	Bearing	Swivel	Rigid	**Plates	Total Lock Swivel	**Plates /Stems	+Color
4	1-1/4	Yoke Only w/ Axle			13ZZ40GZ82**YY	14ZZ40GZ82**YY	06,11 17	T3ZZ40GZ82**YY	06, 11 67, 68 70, 71 72, 73 74, 75 76, 77 95	
		Soft Rubber	200	Plain Bore	13SR40GB82**YY	14SR40GB82**YY		T3SR40GB82**YY		
		Hard Rubber	300	Plain Bore	13HR40GB82**YY	14HR40GB82**YY		T3HR40GB82**YY		
		Soft Rubber	250	Ball Bearing	13SR40GB42**YY	14SR40GB42**YY		T3SR40GB42**YY		
		Hard Rubber	300	Ball Bearing	13HR40GB42**YY	14HR40GB42**YY		T3HR40GB42**YY		
		Rubber/Aluminum	250	Annular Ball	13RA40GI43**YY	14RA40GI43**YY		T3RA40GI43**YY		
		Rubber/Polyolefin	250	Precision	13TP40GI44**YY	14TP40GI44**YY		T3TP40GI44**YY		
		Rubber/Polyolefin	250	Precision	13TP40G+47**YY	14TP40G+47**YY		T3TP40G+47**YY		T, Y
		Rubber/Polyolefin	250	Nylon Sleeve	13TP40G+90**YY	13TP40G+90**YY		T3TP40G+90**YY		T, Y
		Poly-U/Polyolefin	300	Precision	13PP40G+44**YY	14PP40G+44**YY		T3PP40G+44**YY		A, D, I,
		Poly-U/Polyolefin	300	Precision	13PP40G+47**YY	14PP40G+47**YY		T3PP40G+47**YY		T, W, Y
		Poly-U/Polyolefin	300	Delrin	13PP40G+59**YY	14PP40G+59**YY		T3PP40G+59**YY		K, W
		Poly-U/Polyolefin	300	Nylon Sleeve	13PP40GT90**YY	14PP40GT90**YY		T3PP40GT90**YY		
		Solid Polyurethane	350	Steel Sleeve	13SU40GL90**YY	14SU40GL90**YY		T3SU40GL90**YY		
		Polyolefin	300	Plain Bore	13PO40G+82**YY	14PO40G+82**YY		T3PO40G+82**YY		B, J, Z
		Heavy Duty Polyolefin	300	Plain Bore	13HP40GB82**YY	14HP40GB82**YY		T3HP40GB82**YY		
		Semi Steel	350	Plain Bore	13SS40GS82**YY	14SS40GS82**YY		T3SS40GS82**YY		
		Semi Steel	350	Steel Sleeve	13SS40GS90**YY	14SS40GS90**YY		T3SS40GS83**YY		
		Phenolic	350	Plain w/ Top Hat	13PH40GB99**YY	14PH40GB99**YY		T3PH40GB99**YY		
	High-Temp Phenolic	350	Plain w/ Top Hat	13HT40GQ99**YY	14HT40GQ99**YY	--				
	High-Temp Glass/Nylon	350	Plain w/ Top Hat	13GN40GQ99**YY	14HT40GQ99**YY	--				
1-1/2	High-Temp Glass/Nylon	350	Steel Sleeve	13GN40HQ90**YY	14GN40HQ90**YY	--	--			
5	1-1/4	Yoke Only w/ Axle			13ZZ50GZ82**YY	14ZZ50GZ82**YY	06,11 17	T3ZZ50GZ82**YY	06, 11 67, 68 70, 71 72, 73 74, 75 76, 77 95	
		Soft Rubber	250	Plain Bore	13SR50GB82**YY	14SR50GB82**YY		T3SR50GB82**YY		
		Hard Rubber	300	Plain Bore	13HR50GB82**YY	14HR50GB82**YY		T3HR50GB82**YY		
		Soft Rubber	275	Ball Bearing	13SR50GB42**YY	14SR50GB42**YY		T3SR50GB42**YY		
		Hard Rubber	300	Ball Bearing	13HR50GB42**YY	14HR50GB42**YY		T3HR50GB42**YY		
		Rubber/Aluminum	275	Annular Ball	13RA50GI43**YY	14RA50GI43**YY		T3RA50GI43**YY		
		Rubber/Polyolefin	300	Precision	13TP50GI44**YY	14TP50GI44**YY		T3TP50GI44**YY		
		Rubber/Polyolefin	300	Precision	13TP50G+47**YY	14TP50G+47**YY		T3TP50G+47**YY		T, Y
		Rubber/Polyolefin	300	Nylon Sleeve	13TP50G+90**YY	14TP50G+90**YY		T3TP50G+90**YY		T, Y
		Poly-U/Polyolefin	300	Precision	13PP50G+44**YY	14PP50G+44**YY		T3PP50G+44**YY		A, D, I
		Poly-U/Polyolefin	300	Precision	13PP50G+47**YY	14PP50G+47**YY		T3PP50G+47**YY		T, W, Y
		Poly-U/Polyolefin	300	Delrin	13PP50G+59**YY	14PP50G+59**YY		T3PP50G+59**YY		K, W
		Poly-U/Polyolefin	300	Nylon Sleeve	13PP50G+90**YY	14PP50G+90**YY		T3PP50G+90**YY		T, Y
		Solid Polyurethane	350	Steel Sleeve	13SU50GL90**YY	14SU50GL90**YY		T3SU50GL90**YY		
		Semi Steel	350	Plain Bore	13SS50GS82**YY	14SS50GS82**YY		T3SS50GS82**YY		
		Semi Steel	350	Steel Sleeve	13SS50GS90**YY	14SS50GS83**YY		T3SS50GS83**YY		
		Polyolefin	300	Plain Bore	13PO50G+82**YY	14PO50G+82**YY		T3PO50G+82**YY		B, J, Z
		Heavy Duty Polyolefin	325	Plain Bore	13HP50GB82**YY	14HP50GB82**YY		T3HP50GB82**YY		
		Phenolic	350	Plain w/ Top Hat	13PH50GB99**YY	14PH50GB99**YY		T3PH50GB99**YY		
	High-Temp Phenolic	350	Plain w/ Top Hat	13HT50GQ99**YY	14HT50GQ99**YY	--				
	High-Temp Glass/Nylon	350	Plain w/ Top Hat	13GN50GQ99**YY	14GN50GQ99**YY	--				
1-1/2	High-Temp Glass/Nylon	350	Steel Sleeve	13GN50HQ90**YY	14GN50HQ90**YY	--	--			
2	Yoke Only w/ Axle				13ZZ50JZ83**YY	14ZZ50JZ83**YY	06	--	--	
	Polyolefin	350	Roller	13PO50JB04**YY	14PO50JB04**YY	--		--		
	Poly-U/Polyolefin	350	Roller	13PP50J+04**YY	14PP50J+04**YY	--		--	D, K, U, M	
	Poly-U/Polyolefin	350	Delrin	13PP50J+57**YY	14PP50J+57**YY	--		--	D, K, U, M	
	Rubber/Polyolefin	300	Roller	13TP50J+04**YY	14TP50J+04**YY	--		--	A, I, T, Y	
	Rubber/Polyolefin	300	Delrin	13TP50J+57**YY	14TP50J+57**YY	--		--	A, I, T, Y	

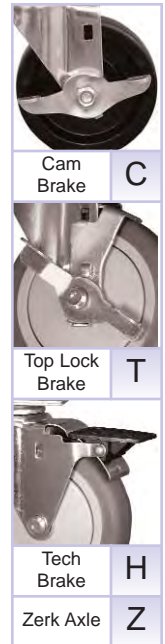
21 SERIES - ECONOMY INSTITUTIONAL - 300#



- ◆ DOUBLE BALL BEARING RACEWAY HEAT TREATED FOR LONG WEAR AND ADDED STRENGTH
- ◆ ZINC PLATED
- ◆ DUST COVER ON RACEWAY STANDARD
- ◆ ECONOMICAL AND HIGHLY VERSATILE CASTER SERIES
- ◆ WIDE SELECTION OF WHEELS FOR A RANGE OF APPLICATIONS



OPTIONS



APPLICATIONS



- ◆ WIRE SHELF CARTS
- ◆ BAKERY EQUIPMENT
- ◆ FOOD SERVICE OPERATIONS
- ◆ DISPLAYS
- ◆ MAINTENANCE CARTS
- ◆ OFFICE, INSTITUTIONAL, & COMPUTER EQUIPMENT

Diameter	Overall Height	Swivel Radius	T3 Swivel Radius
3	4	3	4-3/4
3-1/2	4-1/2	3-1/4	4-3/4
4	5	3-1/2	4-3/4
5	6	4	4-3/4



**Stems

Stem	Size	Stem Type	Stem	Size	Stem Type
41	7/8 x 2-1/4	Octagon	72*	0.852 - 0.927	Expdandable Adapter
42	7/8 x 2	Octagon(5/16 Cross Drilled Holes)	73*	0.928 - 1.029	Expandable Adapter
51	3/4 x 2	Square	74*	1.030 - 1.140	Expandable Adapter
60	3/8-16 x 3/4	Threaded	75*	1.360 - 1.425	Expandable Adapter
61	3/8-16 x 1	Threaded	76*	1.426 - 1.589	Expandable Adapter
62	3/8-16 x 1-1/2	Threaded	77*	1.790 - 1.850	Expandable Adapter
66	1/2-13 x 3/4	Threaded	80	5/8-11 x 1	Threaded
67	1/2-13 x 1	Threaded	81	5/8-11 x 3/4	Threaded
68	1/2-13 x 1-1/2	Threaded	91	7/16 x 1-3/8	Grip Ring
69	1-2/12 x 2	Threaded	93	13/16 x 2-3/16	Grip Ring
70	1/2-13 x 2-9/16	Threaded	95	0.864 x 2-3/16	Grip Ring
71*	0.720 - 0.851	Expandable Adapter	*Includes #70 stem and expandable adapter.		





21 SERIES - ECONOMY INSTITUTIONAL - 300#

Wheel Diameter	Tread Width	Wheel Type	Load Cap.	Bearing	Swivel	+Color	**Stems
3	1-1/4	Yoke Only w/ Axle			21ZZ30GZ82**YY		41, 42, 51 60, 61, 62 66, 67, 68 69, 70, 71 72, 73, 74 75, 76, 77 80, 81, 91 93, 95
		Soft Rubber	175	Plain Bore	21SR30GB82**YY		
		Hard Rubber	275	Plain Bore	21HR30GB82**YY		
		Soft Rubber	200	Ball Bearing	21SR30GB42**YY		
		Hard Rubber	200	Ball Bearing	21HR30GB42**YY		
		Rubber/Polyolefin	210	Precision	21TP30GI44**YY		
		Rubber/Polyolefin	210	Precision	21TP30G+47**YY	T, Y	
		Rubber/Polyolefin	210	Nylon sleeve	21TP30G+90**YY	T, Y	
		Solid Polyurethane	300	Steel Sleeve	21SU30GL90**YY		
		Semi Steel	300	Plain Bore	21SS30GS82**YY		
		Semi Steel	300	Steel Sleeve	21SS30GS90**YY		
		Poly-U/Polyolefin	300	Precision	21PP30G+44**YY	A, D, I	
		Poly-U/Polyolefin	300	Precision	21PP30G+47**YY	T, W, Y	
		Poly-U/Polyolefin	300	Nylon Sleeve	21PP30G+90**YY	T, Y	
		Poly-U/Polyolefin	300	Delrin	21PP30G+59**YY	K, W	
		Polyolefin	300	Plain Bore	21PO30G+82**YY	B, J, Z	
		Polyolefin	300	Nylon Sleeve	21PO30G+90**YY	J, Z	
		Heavy Duty Polyolefin	300	Plain Bore	21HP30GB82**YY		
		Phenolic	300	Plain w/ Top Hat	21PH30GB99**YY		
		1-1/2	High-Temp Glass Nylon	300	Steel Sleeve	21GN30HQ90**YY	
3-1/2	1-1/4	Yoke Only w/ Axle			21ZZ35GZ82**YY		41, 42, 51 60, 61, 62 66, 67, 68 69, 70, 71 72, 73, 74 75, 76, 77 80, 81, 91 93, 95
		Soft Rubber	200	Plain Bore	21SR35GB82**YY		
		Hard Rubber	285	Plain Bore	21HR35GB82**YY		
		Rubber/Aluminum	250	Annular Ball	21RA35GI43**YY		
		Rubber/Polyolefin	250	Precision	21TP35GI44**YY		
		Rubber/Polyolefin	250	Precision	21TP35G+47**YY	T, Y	
		Rubber/Polyolefin	250	Nylon Sleeve	21TP35G+90**YY	T, Y	
		Poly-U/Polyolefin	250	Precision	21PP35G+44**YY	A, D, I	
		Poly-U/Polyolefin	250	Precision	21PP35G+47**YY	T, W, Y	
		Poly-U/Polyolefin	250	Nylon Sleeve	21PP35G+90**YY	T, Y	
		Poly-U/Polyolefin	250	Delrin	21PP35G+59**YY	K, W	
		Polyolefin	300	Plain Bore	21PO35G+82**YY	B, J, Z	
	Polyolefin	300	Nylon Sleeve	21PO35G+90**YY	J, Z		
4	1-1/4	Yoke Only w/ Axle			21ZZ40GZ82**YY		41, 42, 51 60, 61, 62 66, 67, 68 69, 70, 71 72, 73, 74 75, 76, 77 80, 81, 91 93, 95
		Soft Rubber	200	Plain Bore	21SR40GB82**YY		
		Hard Rubber	300	Plain Bore	21HR40GB82**YY		
		Soft Rubber	250	Ball Bearing	21SR40GB42**YY		
		Hard Rubber	300	Ball Bearing	21HR40GB42**YY		
		Rubber/Aluminum	250	Annular Ball	21RA40GY43**YY		
		Rubber/Polyolefin	250	Precision	21TP40G+44**YY		
		Rubber/Polyolefin	250	Precision	21TP40G+47**YY	T, Y	
		Rubber/Polyolefin	250	Nylon Sleeve	21TP40G+90**YY	T, Y	
		Poly-U/Polyolefin	300	Precision	21PP40G+44**YY	A, D, I	
		Poly-U/Polyolefin	300	Precision	21PP40G+47**YY	T, W, Y	
		Poly-U/Polyolefin	300	Nylon Sleeve	21PP40G+90**YY	T, Y	
		Poly-U/Polyolefin	300	Delrin	21PP40G+59**YY	K, W	
		Solid Polyurethane	300	Steel Sleeve	21SU40GL90**YY		
		Polyolefin	300	Plain Bore	21PO40G+82**YY	B, J, Z	
		Polyolefin	300	Nylon Sleeve	21PO40G+90**YY	J, Z	
		Heavy Duty Polyolefin	300	Plain Bore	21HP40GB82**YY		
		Semi Steel	300	Plain Bore	21SS40GS82**YY		
		Semi Steel	300	Steel Sleeve	21SS40GS90**YY		
		Phenolic	300	Plain w/ Top Hat	21PH40GB99**YY		
	High-Temp Phenolic	300	Plain w/ Top Hat	21HT40GQ99**YY			
High-Temp Glass/Nylon	300	Plain w/ Top Hat	21GN40GQ99**YY				
	1-1/2	Polyurethane/Steel	300	Roller	21PU40H+12**YY	G, V	



Wheel Diameter	Tread Width	Wheel Type	Load Cap.	Bearing	Swivel	+Color	**Stems
5	1-1/4	Yoke Only w/ Axle			21ZZ50GZ82**YY		41, 42, 51 60, 61, 62 66, 67, 68 69, 70, 71 72, 73, 74 75, 76, 77 80, 81, 91 93, 95
		Soft Rubber	250	Plain Bore	21SR50GB82**YY		
		Hard Rubber	300	Plain Bore	21HR50GB82**YY		
		Soft Rubber	275	Ball Bearing	21SR50GB42**YY		
		Hard Rubber	300	Ball Bearing	21HR50GB42**YY		
		Rubber/Aluminum	275	Annular Ball	21RA50GI43**YY		
		Rubber/Polyolefin	300	Precision	21TP50G+44**YY		
		Rubber/Polyolefin	300	Precision	21TP50G+47**YY	T, Y	
		Rubber/Polyolefin	300	Delrin	21TP50G+90**YY	T, Y	
		Poly-U/Polyolefin	300	Precision	21PP50G+44**YY	A, D, I	
		Poly-U/Polyolefin	300	Precision	21PP50G+47**YY	T, W, Y	
		Poly-U/Polyolefin	300	Delrin	21PP50G+90**YY	T, Y	
		Poly-U/Polyolefin	300	Delrin	21PP50G+59**YY	K, W	
		Solid Polyurethane	350	Steel Sleeve	21SU50GL90**YY		
		Semi Steel	350	Plain Bore	21SS50GS82**YY		
		Semi Steel	300	Steel Sleeve	21SS50GS90**YY		
		Polyolefin	300	Plain Bore	21PO50G+82**YY	B, J, Z	
		Polyolefin	300	Nylon Sleeve	21PO50G+90**YY	J, Z	
		Heavy Duty Polyolefin	300	Plain Bore	21HP50GB82**YY		
		Phenolic	300	Plain w/ Top Hat	21PH50GB99**YY		
High-Temp Phenolic	300	Plain w/ Top Hat	21HT50GQ99**YY				
High-Temp Glass Nylon	300	Plain w/ Top Hat	21GN50GQ99**YY				



Durable Casters For Industry Applications

Inverted Aircraft Loading Casters



- Specially designed for use on aircraft loading equipment
- Sealed raceway protects bearing from dust and debris
- Popular diamond mounting plate standard

Low Profile Business Machine Casters



- Ideal for applications requiring a high load capacity and low overall height
- Vending machines, refrigerators, and freezers
- Stands, shelves, and displays



- ◆ HARDENED DOUBLE BALL BEARING RACWAY FOR LONG WEAR AND ADDED STRENGTH
- ◆ DUST COVER PROTECTS SWIVEL RACEWAY FROM DUST AND DEBRIS
- ◆ ZINC PLATING


APPLICATIONS

- ◆ FOOD SERVICE & PROCESSING EQUIPMENT
- ◆ BAKERY RACKS & BREAD DOLLIES
- ◆ GRILLS, OVENS, FRYERS & STEAMERS
- ◆ REFRIGERATORS, FREEZERS, & REACH-IN UNITS
- ◆ STORE DISPLAYS AND KIOSKS
- ◆ CLEANING EQUIPMENT, DOLLIES & CARTS



76 Series cut & welded rigid

OPTIONS




78 SERIES ECONOMY RIGID

- ◆ 1 PC STAMPED RIGID CONSTRUCTION
- ◆ ECONOMICAL CASTER MATCHES OVERALL HEIGHT OF 75 SERIES SWIVEL CASTERS



Diameter	Overall Height	Swivel Radius
3	4-3/16	2-7/8
3-1/2	4-5/8	3-1/8
4	5-1/8	3-3/8
5	6-1/4	3-7/8
6	7-1/8	4-1/2

**Plates				**Stems		
Plate	Size	Bolt Pattern	Mounting Bolt Diameter	Stem	Size	Stem Type
06	2-3/8 x 3-5/8	1-3/4 x 2-7/8 to 3	5/16	67	1/2-13 x 1	Threaded
				68	1/2-13 x 1-1/2	Threaded
				70	1/2-13 x 2-9/16	Threaded
11	3-1/8 x 4-1/8	1-3/4 x 2-15/16 to 2-3/8 x 3-3/8	5/16	71*	0.720 - 0.85	Expandable Adapter
				72*	0.852 - 0.927	Expandable Adapter
				73*	0.928 - 1.029	Expandable Adapter
				74*	1.030 - 1.140	Expandable Adapter
				75*	1.360 - 1.425	Expandable Adapter
16	3-1/2 x 3-1/2	2-5/8 x 2-5/8 to 2-3/4 x 2-3/4	5/16	76*	1.426 - 1.589	Expandable Adapter
				77*	1.790 - 1.850	Expandable Adapter
				*Includes #70 stem and expandable adapter.		
17	4 x 4-1/2	2-5/8 x 3-5/8 to 3 x 3	3/8			



Rubber/Polyolefin			Poly-U/Polyolefin							
Flat		Round	Flat							Round
I	T	Y	A	D	I	K	P	T	W	Y

75/76/78 - LIGHT/MED DUTY FOOD SERVICE - 350#



Wheel Dia.	Tread Width	Wheel Type	Load Cap.	Bearing	Swivel	Rigid (2 piece welded)	Rigid (1 piece stamped)	+Color	**Plates/Stems
3	1-1/4	Yoke Only w/ Axle			75ZZ30GZ82**YY	76ZZ30GZ82**YY	78ZZ30GZ82**YY		06, 11, 16, 17, 67, 68, 70, 71, 72, 73, 74, 75, 76, 77
		Soft Rubber	200	Plain Bore	75SR30GB82**YY	76SR30GB82**YY	78SR30GB82**YY		
		Hard Rubber	275	Plain Bore	75HR30GB82**YY	76HR30GB82**YY	78HR30GB82**YY		
		Soft Rubber	200	Ball Bearing	75SR30GB42**YY	76SR30GB42**YY	78SR30GB42**YY		
		Hard Rubber	275	Ball Bearing	75HR30GB42**YY	76HR30GB42**YY	78HR30GB42**YY		
		Rubber/Polyolefin	210	Precision	75TP30GI44**YY	76TP30GI44**YY	78TP30GI44**YY		
		Rubber/Polyolefin	210	Precision	75TP30G+47**YY	76TP30G+47**YY	78TP30G+47**YY	T, Y	
		Rubber/Polyolefin	210	Nylon Sleeve	75TP30G+90**YY	76TP30G+90**YY	78TP30G+90**YY	T, Y	
		Poly-U/Polyolefin	250	Precision	75PP30G+44**YY	76PP30G+44**YY	78PP30G+44**YY	A, D, I	
		Poly-U/Polyolefin	250	Precision	75PP30G+47**YY	76PP30G+47**YY	78PP30G+47**YY	T, W, Y	
		Poly-U/Polyolefin	250	Nylon Sleeve	75PP30G+90**YY	76PP30G+90**YY	78PP30G+90**YY	T, Y	
		Poly-U/Polyolefin	250	Delrin	75PP30G+59**YY	76PP30G+59**YY	78PP30G+59**YY	K, W	
		Solid Polyurethane	300	Steel Sleeve	75SU30GL90**YY	76SU30GL90**YY	78SU30GL90**YY		
		Polyolefin	300	Plain Bore	75PO30G+82**YY	76PO30G+82**YY	78PO30G+82**YY	B, J, Z	
		Polyolefin	300	Nylon Sleeve	75PO30G+90**YY	76PO30G+90**YY	78PO30G+90**YY	J, Z	
		Heavy Duty Polyolefin	350	Plain Bore	75HP30GB82**YY	76HP30GB82**YY	78HP30GB82**YY		
		Phenolic	350	Top Hat Bushing	75PH30GB99**YY	76PH30GB99**YY	78PH30GB99**YY		
	Semi Steel	300	Steel Sleeve	75SS30GS90**YY	76SS30GS90**YY	78SS30GS90**YY			
	1-1/2	High-Temp Glass/Nylon	350	Steel Sleeve	75GN30HQ90**YY	76GN30HQ90**YY	78GN30HQ90**YY		
	3-1/2	1-1/4	Yoke Only w/ Axle			75ZZ35GZ82**YY	76ZZ35GZ82**YY	78ZZ35GZ82**YY	
Soft Rubber			225	Plain Bore	75SR35GB82**YY	76SR35GB82**YY	78SR35GB82**YY		
Hard Rubber			285	Plain Bore	75HR35GB82**YY	76HR35GB82**YY	78HR35GB82**YY		
Rubber/Aluminum			250	Annular Ball	75RA35GI43**YY	76RA35GI43**YY	78RA35GI43**YY		
Rubber/Polyolefin			250	Precision	75TP35GI44**YY	76TP35GI44**YY	78TP35GI44**YY		
Rubber/Polyolefin			250	Precision	75TP35G*47**YY	76TP35G*47**YY	78TP35G*47**YY	T, Y	
Rubber/Polyolefin			250	Nylon Sleeve	75TP35G*90**YY	76TP35G*90**YY	78TP35G*90**YY	T, Y	
Poly-U/Polyolefin			300	Precision	75PP35G+44**YY	76PP35G+44**YY	78PP35G+44**YY	A, D, I	
Poly-U/Polyolefin			300	Precision	75PP35G+47**YY	76PP35G+47**YY	78PP35G+47**YY	K, T, W	
Poly-U/Polyolefin			300	Nylon Sleeve	75PP35GT90**YY	76PP35GT90**YY	78PP35GT90**YY		
Poly-U/Polyolefin			300	Delrin	75PP35G+59**YY	76PP35G+59**YY	78PP35G+59**YY	K, W	
Polyolefin			300	Plain Bore	75PO35G+82**YY	76PO35G+82**YY	78PO35G+82**YY	B, J, Z	
Phenolic			350	Roller	75PH35GB96**YY	76PH35GB96**YY	78PH35GB96**YY		
Phenolic	350	Top Hat Bushing	75PH35GB99**YY	76PH35GB99**YY	78PH35GB99**YY				
4	1-1/4	Yoke Only w/ Axle			75ZZ40GZ82**YY	76ZZ40GZ82**YY	78ZZ40GZ82**YY		06, 11, 16, 17, 67, 68, 70, 71, 72, 73, 74, 75, 76, 77
		Soft Rubber	250	Plain Bore	75SR40GB82**YY	76SR40GB82**YY	78SR40GB82**YY		
		Hard Rubber	300	Plain Bore	75HR40GB82**YY	76HR40GB82**YY	78HR40GB82**YY		
		Soft Rubber	250	Ball Bearing	75SR40GB42**YY	76SR40GB42**YY	78SR40GB42**YY		
		Hard Rubber	300	Ball Bearing	75HR40GB42**YY	76HR40GB42**YY	78HR40GB42**YY		
		Rubber/Aluminum	250	Annular Ball	75RA40GI43**YY	76RA40GI43**YY	78RA40GI43**YY		
		Rubber/Polyolefin	300	Precision	75TP40GI44**YY	76TP40GI44**YY	78TP40GI44**YY		
		Rubber/Polyolefin	300	Precision	75TP40G+47**YY	76TP40G+47**YY	78TP40G+47**YY	T, Y	
		Rubber/Polyolefin	300	Nylon Sleeve	75TP40G+90**YY	76TP40G+90**YY	78TP40G+90**YY	T, Y	
		Poly-U/Polyolefin	300	Precision	75PP40G+44**YY	76PP40G+44**YY	78PP40G+44**YY	A, D, I	
		Poly-U/Polyolefin	300	Precision	75PP40G+47**YY	76PP40G+47**YY	78PP40G+47**YY	T, W, Y	
		Poly-U/Polyolefin	300	Nylon Sleeve	75PP40G+90**YY	76PP40G+90**YY	78PP40G+90**YY	T, Y	
		Poly-U/Polyolefin	300	Delrin	75PP40G+59**YY	76PP40G+59**YY	78PP40G+59**YY	K, W	
		Solid Polyurethane	350	Steel Sleeve	75SU40GL90**YY	76SU40GL90**YY	78SU40GL90**YY		
		Polyolefin	300	Plain Bore	75PO40G+82**YY	76PO40G+82**YY	78PO40G+82**YY	B, J, Z	
		Polyolefin	300	Nylon Sleeve	75PO40G+90**YY	76PO40G+90**YY	78PO40G+90**YY	J, Z	
		Heavy Duty Polyolefin	300	Plain Bore	75HP40GB82**YY	76HP40GB82**YY	78HP40GB82**YY		
		Semi Steel	300	Steel Sleeve	75SS40GS90**YY	76SS40GS90**YY	78SS40GS90**YY		
		Phenolic	350	Roller	75PH40GB96**YY	76PH40GB96**YY	78PH40GB96**YY		
	Phenolic	350	Top Hat Bushing	75PH40GB99**YY	76PH40GB99**YY	78PH40GB99**YY			
	High-Temp Phenolic	350	Top Hat Bushing	75HT40GQ99**YY	76HT40GQ99**YY	78HT40GQ99**YY			
	High-Temp Glass/Nylon	350	Top Hat Bushing	75GN40GQ99**YY	76GN40GQ99**YY	78GN40GQ99**YY			
	1-1/2	High-Temp Phenolic	350	Steel Sleeve	75HT40GQ90**YY	76HT40GQ90**YY	78HT40GQ90**YY		
1-1/2	High-Temp Glass/Nylon	350	Steel Sleeve	75GN40GQ90**YY	76GN40GQ90**YY	78GN40GQ90**YY			



75/76/78 - LIGHT/MED DUTY FOOD SERVICE - 350#

Wheel Dia.	Tread Width	Wheel Type	Load Cap.	Bearing	Swivel	Rigid (2 piece welded)	Rigid (1 piece stamped)	+Color	**Plates/Stems
5	1-1/4	Yoke Only w/ Axle			75ZZ50GZ82**YY	76ZZ50GZ82**YY	78ZZ50GZ82**YY		06, 11, 16, 17, 67, 68, 70, 71, 72, 73, 74, 75, 76, 77
		Soft Rubber	275	Plain Bore	75SR50GB82**YY	76SR50GB82**YY	78SR50GB82**YY		
		Hard Rubber	300	Plain Bore	75HR50GB82**YY	76HR50GB82**YY	78HR50GB82**YY		
		Soft Rubber	275	Ball Bearing	75SR50GB42**YY	76SR50GB42**YY	78SR50GB42**YY		
		Hard Rubber	300	Ball Bearing	75HR50GB42**YY	76HR50GB42**YY	78HR50GB42**YY		
		Rubber/Aluminum	275	Annular Ball	75RA50GI43**YY	76RA50GI43**YY	78RA50GI43**YY		
		Rubber/Polyolefin	300	Precision	75TP50GI44**YY	76TP50GI44**YY	78TP50GI44**YY		
		Rubber/Polyolefin	300	Precision	75TP50G+47**YY	76TP50G+47**YY	78TP50G+47**YY	T, Y	
		Rubber/Polyolefin	300	Nylon Sleeve	75TP50G+90**YY	76TP50G+90**YY	78TP50G+90**YY	T, Y	
		Poly-U/Polyolefin	300	Precision	75PP50G+47**YY	76PP50G+47**YY	78PP50G+47**YY	T, W, Y	
		Poly-U/Polyolefin	300	Ball Bearing	75PP50G+42**YY	76PP50G+42**YY	78PP50G+42**YY	K, W	
		Poly-U/Polyolefin	300	Nylon Sleeve	75PP50G+90**YY	76PP50G+90**YY	78PP50G+90**YY	T, Y	
		Poly-U/Polyolefin	300	Delrin	75PP50G+59**YY	76PP50G+59**YY	78PP50G+59**YY	K, W	
		Solid Polyurethane	350	Steel Sleeve	75SU50GL90**YY	76SU50GL90**YY	78SU50GL90**YY		
		Semi Steel	350	Steel Sleeve	75SS50GS90**YY	76SS50GS90**YY	78SS50GS90**YY		
		Polyolefin	300	Plain Bore	75PO50G+82**YY	76PO50G+82**YY	78PO50G+82**YY	B, J, Z	
		Polyolefin	300	Nylon Sleeve	75PO50G+90**YY	76PO50G+90**YY	78PO50G+90**YY	J, Z	
		Heavy Duty Polyolefin	350	Plain Bore	75HP50GB82**YY	76HP50GB82**YY	78HP50GB82**YY		
		Phenolic	350	Top Hat Bushing	75PH50GB99**YY	76PH50GB99**YY	78PH50GB99**YY		
		High Temp Phenolic	350	Top Hat Bushing	75HT50GQ99**YY	76HT50GQ99**YY	78HT50GQ99**YY		
High Temp Glass/Nylon	350	Top Hat Bushing	75GN50GQ99**YY	76GN50GQ99**YY	78GN50GQ99**YY				
6	1-1/4	Yoke Only w/ Axle			75ZZ60GZ82**YY	76ZZ60GZ82**YY	78ZZ60GZ82**YY		06, 11, 17, 67, 68, 70, 71, 72, 73, 74, 75, 76, 77
		Rubber/Polyolefin	300	Precision	75TP60GI45**YY	76TP60GI45**YY	78TP60GI45**YY		
		Rubber/Polyolefin	300	Precision	75TP60G+47**YY	76TP60G+47**YY	78TP60G+47**YY	T, Y	
		Rubber/Polyolefin	300	Nylon Sleeve	75TP60G+90**YY	76TP60G+90**YY	78TP60G+90**YY	T, Y	
		Poly-U/Polyolefin	300	Precision	75PP60G+45**YY	76PP60G+45**YY	78PP60G+45**YY	A, I	
		Poly-U/Polyolefin	300	Precision	75PP60G+47**YY	76PP60G+47**YY	78PP60G+47**YY	T, W, Y	
		Poly-U/Polyolefin	300	Nylon Sleeve	75PP60G+90**YY	76PP60G+90**YY	78PP60G+90**YY	T, Y	
		Poly-U/Polyolefin	300	Delrin	75PP60G+59**YY	76PP60G+59**YY	78PP60G+59**YY	K, W	
		Polyolefin	300	Plain Bore	75PO60G+82**YY	76PO60G+82**YY	78PO60G+82**YY	B, J, Z	
Heavy Duty Polyolefin	350	Plain Bore	75HP60GB82**YY	76HP60GB82**YY	78HP60GB82**YY				

POLISHED NICKEL AND CHROME PLATED

- ◆ DOUBLE BALL BEARING RACWAY FOR LONG WEAR AND ADDED STRENGTH
- ◆ DUST COVER PROTECTS SWIVEL RACEWAY FROM DUST AND DEBRIS
- ◆ 85/86/88 SERIES - CHROME PLATED
- ◆ 95/96/98 SERIES - POLISHED NICKEL PLATED
- ◆ CONTACT FACTORY FOR AVAILABILITY

APPLICATIONS

- ◆ FOOD SERVICE & PROCESSING EQUIPMENT
- ◆ BAKERY RACKS & BREAD DOLLIES
- ◆ GRILLS, OVENS, FRYERS & STEAMERS
- ◆ REFRIGERATORS, FREEZERS, & REACH-IN UNITS
- ◆ STORE DISPLAYS AND KIOSKS
- ◆ CLEANING EQUIPMENT, DOLLIES & CARTS



85 Series - Chrome Finish



95 Series - Polished Nickel Finish

75/76/78 - LIGHT/MED DUTY FOOD SERVICE - 350#




ADJUSTABLE HEIGHT CASTERS OFFER THE ABILITY TO LEVEL OUT EQUIPMENT ON UNEVEN FLOORS (I.E. PROBLEM AREAS, SLANTED FLOORS, AROUND DRAINS, ECT.) OR THE ADJUST THE WORKING HEIGHT TO MEET YOUR APPLICATION NEEDS. SLOTTED HEAD SET SCREWS CAN BE TIGHTENED TO SECURE THE LEG ONCE THE CASTER HAS BEEN ADJUSTED TO THE DESIRED HEIGHT.

- ◆ CASTER & ADJUSTABLE LEG ASSEMBLY DESIGNED NOT TO COME APART DUE TO OVER EXTENTION.
- ◆ CUSTOM MADE ADJUSTABLE AND FIXED HEIGHT LEG CASTERS AVAILABLE WITH THE FOLLOWING OPTIONS:
CUSTOM HEIGHT AND ADJUSTMENTS, SPECIALTY STEM AND PLATE MOUNTS, STAINLESS STEEL UNITS, NICKEL AND CHROME FINISHES, TOTAL LOCK BRAKE SYSTEM (ONE PEDAL BRAKES WHEEL & RACEWAY)



OPTIONS



Zerk Axle

Top Lock Brake T

Tech Lock Brake H

Vertical Top Lock V

Z

**Plates

Plate	Size	Bolt Pattern	Leg Length	Leg Adjustment	Overall Height		
					3" Diameter	4" Diameter	5" Diameter
E1	2-3/8 x 3/5/8	1-3/4 x 2-7/8 to 3	1-7/8	5/8	5.875 - 6.5	6.875 - 7.5	8 - 8.625
E2	2-3/8 x 3/5/8	1-3/4 x 2-7/8 to 3	2	5/8	6 - 6.625	7 - 7.625	8.125 - 8.75
E3	2-3/8 x 3/5/8	1-3/4 x 2-7/8 to 3	3-5/8	5/8	7.625 - 8.25	8.625 - 9.25	9.75 - 10.375
E4	2-3/8 x 3/5/8	1-3/4 x 2-7/8 to 3	3-5/8	1-1/2	7.625 - 9.125	8.625 - 10.125	9.75 - 11.25
F1	3-1/2 x 3-1/2	2-5/8 x 2-5/8 to 2-3/4 x 2-3/4	1-7/8	5/8	5.875 - 6.5	6.875 - 7.5	8 - 8.625
F2	3-1/2 x 3-1/2	2-5/8 x 2-5/8 to 2-3/4 x 2-3/4	2	5/8	6 - 6.625	7 - 7.625	8.125 - 8.75
F3	3-1/2 x 3-1/2	2-5/8 x 2-5/8 to 2-3/4 x 2-3/4	3-5/8	5/8	7.625 - 8.25	8.625 - 9.25	9.75 - 10.375
F4	3-1/2 x 3-1/2	2-5/8 x 2-5/8 to 2-3/4 x 2-3/4	3-5/8	1-1/2	7.625 - 9.125	8.625 - 10.125	9.75 - 11.25

**Bullet Stem

Stem	Stem Diameter	Stem Length	Stem Adjustment			
B1	1.49	1-7/8	1-1/8	4.625 - 5.75	5.625 - 6.75	6.34 - 7.875

Wheel Dia.	Tread Width	Wheel Type	Load Cap.	Bearing	Swivel	+Color	**Plates
3	1-1/4	Yoke Only w/ Axle			75ZZ30GZ82**YY		E1, E2, E3 E4, F1, F2 F3, F4, B1
		Hard Rubber	275	Plain Bore	75HR30GB82**YY		
		Rubber/Polyolefin	210	Nylon Sleeve	75TP30G+90**YY	T, Y	
		Poly-U/Polyolefin	250	Nylon Sleeve	75PP30G+90**YY	T, Y	
		Polyolefin	300	Plain Bore	75PO30G+82**YY	B, J, Z	
		Heavy Duty Polyolefin	350	Plain Bore	75HP30GB82**YY		
4	1-1/4	Yoke Only w/ Axle			75ZZ40GZ82**YY		E1, E2, E3 E4, F1, F2 F3, F4, B1
		Hard Rubber	300	Plain Bore	75HR40GB82**YY		
		Rubber/Polyolefin	300	Nylon Sleeve	75TP40G+90**YY	T, Y	
		Poly-U/Polyolefin	300	Nylon Sleeve	75PP40G+90**YY	T, Y	
		Polyolefin	300	Plain Bore	75PO40G+82**YY	B, J, Z	
		Heavy Duty Polyolefin	350	Plain Bore	75HP40GB82**YY		
5	1-1/4	Yoke Only w/ Axle			75ZZ50GZ82**YY		E1, E2, E3 E4, F1, F2 F3, F4, B1
		Hard Rubber	300	Plain Bore	75HR50GB82**YY		
		Rubber/Polyolefin	300	Nylon Sleeve	75TP50G+90**YY	T, Y	
		Poly-U/Polyolefin	300	Nylon Sleeve	75PP50G+90**YY	T, Y	
		Polyolefin	300	Plain Bore	75PO50G+82**YY	B, J, Z	
		Heavy Duty Polyolefin	350	Plain Bore	75HP50GB82**YY		



79/80 SERIES - MEDIUM DUTY - 400#

- ◆ HARDENED DOUBLE BALL BEARING RACEWAY PROVIDES LONGER USE, HIGHER CAPACITIES, AND DURABILITY
- ◆ ZINC PLATING
- ◆ DUST COVER PROTECTS SWIVEL RACEWAY FROM DUST AND DEBRIS

APPLICATIONS

- ◆ FOOD SERVICE & PROCESSING EQUIPMENT
- ◆ BAKERY RACKS & BREAD DOLLIES
- ◆ GRILLS, OVENS, FRYERS & STEAMERS
- ◆ REFRIGERATORS, FREEZERS, & REACH-IN UNITS
- ◆ STORE DISPLAYS AND KIOSKS
- ◆ CLEANING EQUIPMENT, DOLLIES & CARTS

Diameter	Overall Height	Swivel Radius
4	5-3/8	3-1/4
5	6-1/4	4
6	7-1/2	4-5/8
8	9-1/2	5-7/8



OPTIONS



Top Lock Brake **T**



Vertical Top Lock **V**



Raceway Seal & Zerk **E**

Zerk Axle **Z**

High Temp Grease **K**

T9 SERIES TOTAL LOCK (1-1/2" TREAD ONLY)

- ◆ TOTAL LOCK CASTERS SIMULTANEOUSLY LOCK THE SWIVEL AND THE WHEEL MAKING THE UNIT STATIONARY
- ◆ OVERALL HEIGHT MATCHES STANDARD 79 SERIES CASTERS
- ◆ NOT AVAILABLE WITH THE #17 PLATE OR HIGH TEMP WHEELS



**Plates				**Stems		
Plate	Size	Bolt Pattern	Mounting Bolt Diameter	Stem	Size	Stem Type
06	2-3/8 x 3-5/8	1-3/4 x 2-7/8 to 3	5/16	67	1/2-13 x 1	Threaded
11	3-1/8 x 4-1/8	1-3/4 x 2-15/16 to 2-3/8 x 3-3/8	5/16	70	1/2-13 x 2-9/16	Threaded
17	4 x 4-1/2	2-5/8 x 3-5/8 to 3 x 3	3/8	71*	0.720 - 0.85	Expandable Adapter
8" Rigid Casters Only						
R6**	2-3/8 x 3-5/8	1-3/4 x 2-7/8 to 3	5/16	72*	0.852 - 0.927	Expandable Adapter
**Plated turned 90° from standard alignment				73*	0.928 - 1.029	Expandable Adapter
				74*	1.030 - 1.140	Expandable Adapter
				75*	1.360 - 1.425	Expandable Adapter
				76*	1.426 - 1.589	Expandable Adapter
				77*	1.790 - 1.850	Expandable Adapter

*Includes #70 stem and expandable adapter.

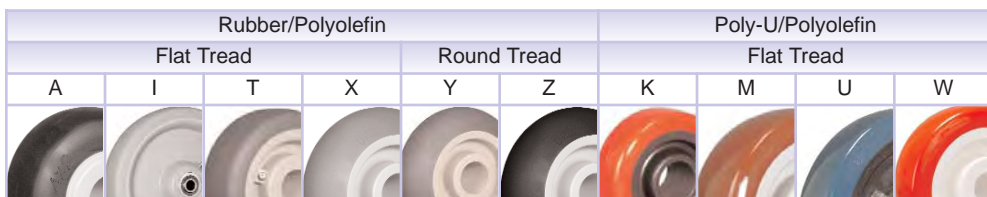


79/80 SERIES - MEDIUM DUTY - 400#



Wheel Dia.	Tread Width	Wheel Type*	Load Cap.	Bearing	Swivel	Total Lock	Rigid	+Color	**Plates/Stems	
4	1-1/2	Yoke Only w/ Axle			79ZZ40HZ83**YY	T9ZZ40HZ83**YY	80ZZ40HZ83**YY		06, 11, 17, 67, 70, 71, 72, 73, 74, 75, 76, 77	
		Rubber/Polyolefin	400	Roller	79TP40HI03**YY	T9TP40HI03**YY	80TP40HI03**YY			
		Rubber/Polyolefin	400	Precision	79TP40HI46**YY	T9TP40HI46**YY	80TP40HI46**YY			
		Rubber/Polyolefin	400	Delrin w/ Bushing	79TP40HI57**YY	T9TP40HI57**YY	80TP40HI57**YY			
		Poly-U/Polyolefin	400	Roller	79PP40HU03**YY	T9PP40HU03**YY	80PP40H+03**YY	K, U		
		Poly-U/Polyolefin	400	Precision	79PP40H+46**YY	T9PP40H+46**YY	80PP40H+46**YY	K, U		
		Poly-U/Polyolefin	400	Delrin w/ Bushing	79PP40H+57**YY	T9PP40H+57**YY	80PP40H+57**YY	K, U		
		Polyurethane/Steel	400	Roller	79PU40H+03**YY	T9PU40H+03**YY	80PU40H+03**YY	G, V		
		Polyurethane/Steel	400	Delrin w/ Bushing	79PU40H+57**YY	T9PU40H+57**YY	80PU40H+57**YY	G, V		
		Semi Steel	400	Roller	79SS40HS03**YY	T9SS40HS03**YY	80SS40HS03**YY			
		Semi Steel	400	Delrin w/ Bushing	79SS40HS57**YY	T9SS40HS57**YY	80SS40HS57**YY			
		Phenolic	400	Roller	79PH40HB03**YY	T9PH40HB03**YY	80PH40HB03**YY			
		Phenolic	400	Delrin w/ Bushing	79PH40HB57**YY	T9PH40HB57**YY	80PH40HB57**YY			
		High Temp Phenolic	400	Steel Sleeve	79HT40HQ90**YY	--	80HT40HQ90**YY			
		Polyolefin	400	Roller	79PO40HB03**YY	T9PO40HB03**YY	80PO40HB03**YY			
		Polyolefin	400	Delrin w/ Bushing	79PO40HB57**YY	T9PO40HB57**YY	80PO40HB57**YY			
	Poly-U/Aluminum	400	Roller	79PA40H+03**YY	T9PA40H+03**YY	80PA40H+03**YY	N, R			
	Poly-U/Aluminum	400	Delrin w/ Bushing	79PA40H+57**YY	T9PA40H+57**YY	80PA40H+57**YY	N, R			
	1-5/8	Soft Rubber	300	Nylon Sleeve	79SR40PB90**YY	T9SR40PB90**YY	80SR40PB90**YY			
		Hard Rubber	400	Nylon Sleeve	79HR40PB90**YY	T9HR40PB90**YY	80SR40PB90**YY			
		2	Yoke Only w/ Axle			79ZZ40JZ83**YY	--	80ZZ40JZ83**YY		
			Rubber/Polyolefin	400	Roller	79TP40J+04**YY	--	80TP40J+04**YY		A, T, X, Y, Z
			Rubber/Polyolefin	400	Precision	79TP40JT63**YY	--	80TP40JT63**YY		
			Rubber/Polyolefin	400	Delrin w/ Bushing	79TP40J+57**YY	--	80TP40J+57**YY		A, T, X, Y, Z
			Poly-U/Polyolefin	400	Roller	79PP40J+04**YY	--	80PP40J+04**YY		K, M, U
			Poly-U/Polyolefin	400	Precision	79PP40JM63**YY	--	80PP40JM63**YY		
			Poly-U/Polyolefin	400	Delrin w/ Bushing	79PP40JT57**YY	--	80PP40JT57**YY		K, M, U
			Polyurethane/Steel	400	Roller	79PU40J+04**YY	--	80PU40J+04**YY		G, V
			Polyurethane/Steel	400	Delrin w/ Bushing	79PU40H+57**YY	--	80PU40H+57**YY		G, V
			Glass-Filled Nylon	400	Roller	79MA40JB04**YY	--	80MA40JB04**YY		
			Glass-Filled Nylon	400	Delrin w/ Bushing	79MA40JB57**YY	--	80MA40JB57**YY		
			Phenolic	400	Roller	79PH40JB04**YY	--	80PH40JB04**YY		
Phenolic			400	Delrin w/ Bushing	79PH40JB57**YY	--	80PH40JB57**YY			
Polyolefin			400	Roller	79PO40JB04**YY	--	80PO40JB04**YY			
Polyolefin	400		Delrin w/ Bushing	79PO40JB57**YY	--	80PO40JB57**YY				
Poly-U/Glass-Nylon	400		Roller	79MU40J+04**YY	--	80MU40J+04**YY	G, K			
Poly-U/Glass-Nylon	400	Delrin w/ Bushing	79MU40J+57**YY	--	80MU40J+57**YY	G, K				

*Other wheel types available for this series. Please call to inquire.





79/80 SERIES - MEDIUM DUTY - 400#

Wheel Dia.	Tread Width	Wheel Type*	Load Cap.	Bearing	Swivel	Total Lock	Rigid	+Color	**Plates/Stems	
5	1-1/2	Yoke Only w/ Axle			79ZZ50HZ83**YY	T9ZZ50HZ83**YY	80ZZ50HZ83**YY		06, 11, 17, 67, 70, 71, 72, 73, 74, 75, 76, 77	
		Rubber/Polyolefin	400	Roller	79TP50HI03**YY	T9TP50HI03**YY	80TP50HI03**YY			
		Rubber/Polyolefin	400	Precision	79TP50HI46**YY	T9TP50HI46**YY	80TP50HI46**YY			
		Rubber/Polyolefin	400	Delrin w/ Bushing	79TP50HI57**YY	T9TP50HI57**YY	80TP50HI57**YY			
		Poly-U/Polyolefin	400	Roller	79PP50H+03**YY	T9PP50H+03**YY	80PP50H+03**YY	D, K, U		
		Poly-U/Polyolefin	400	Precision	79PP50HU46**YY	T9PP50HU46**YY	80PP50H+46**YY	D, K, U		
		Poly-U/Polyolefin	400	Delrin w/ Bushing	79PP50H+57**YY	T9PP50H+57**YY	80PP50H+57**YY	D, K, U		
		Polyurethane/Steel	400	Roller	79PU50H+03**YY	T9PU50H+03**YY	80PU50H+03**YY	G, V		
		Polyurethane/Steel	400	Delrin w/ Bushing	79PU50H+57**YY	T9PU50H+57**YY	80PU50H+57**YY	G, V		
		Semi Steel	400	Roller	79SS50HS03**YY	T9SS50HS03**YY	80SS50HS03**YY			
		Semi Steel	400	Delrin w/ Bushing	79SS50HS57**YY	T9SS50HS57**YY	80SS50HS57**YY			
		Phenolic	400	Roller	79PH50HB03**YY	T9PH50HB03**YY	80PH50HB03**YY			
	Phenolic	400	Delrin w/ Bushing	79PH50HB57**YY	T9PH50HB57**YY	80PH50HB57**YY				
	High Temp Phenolic	400	Steel Sleeve	79HT50HQ90**YY	--	80HT50HQ90**YY				
	Polyolefin	400	Roller	79PO50HB03**YY	T9PO50HB03**YY	80PO50HB03**YY				
	Polyolefin	400	Delrin w/ Bushing	79PO50HB57**YY	T9PO50HB57**YY	80PO50HB57**YY				
	Poly-U/Aluminum	400	Roller	79PA50H+03**YY	T9PA50H+03**YY	80PA50H+03**YY	N, R			
	Poly-U/Aluminum	400	Delrin w/ Bushing	79PA50H+57**YY	T9PA50H+57**YY	80PA50H+57**YY	N, R			
	2	Yoke Only w/ Axle				79ZZ50JZ83**YY	--	80ZZ50JZ83**YY		
		Rubber/Polyolefin	400	Roller		79TP50J+04**YY	--	80TP50J+04**YY		A, T, Y, Z
		Rubber/Polyolefin	400	Precision w/ Top Hats		79TP50JT63**YY	--	80TP50JT63**YY		
		Rubber/Polyolefin	400	Delrin w/ Bushing		79TP50J+57**YY	--	80TP50J+57**YY		A, T, Y, Z
		Poly-U/Polyolefin	400	Roller		79PP50J+04**YY	--	80PP50J+04**YY		D, K, M, U
		Poly-U/Polyolefin	400	Precision w/ Top Hats		79PP50JM63**YY	--	80PP50JM63**YY		
Poly-U/Polyolefin		400	Delrin w/ Bushing		79PP50J+57**YY	--	80PP50J+57**YY	D, K, M, U		
Polyurethane/Steel		400	Roller		79PU50J+04**YY	--	80PU50J+04**YY	G, V		
Polyurethane/Steel		400	Delrin w/ Bushing		79PU50J+57**YY	--	80PU50J+57**YY	G, V		
Glass-Filled Nylon		400	Roller		79MA50JB04**YY	--	80MA50JB04**YY			
Glass-Filled Nylon		400	Delrin w/ Bushing		79MA50JB57**YY	--	80MA50JB57**YY			
Phenolic		400	Roller		79PH50JB04**YY	--	80PH50JB04**YY			
Phenolic	400	Delrin w/ Bushing		79PH50JB57**YY	--	80PH50JB57**YY				
Polyolefin	400	Roller		79PO50JB04**YY	--	80PO50JB04**YY				
Polyolefin	400	Delrin w/ Bushing		79PO50JB57**YY	--	80PO50JB57**YY				
Poly-U/Glass-Nylon	400	Roller		79MU50J+04**YY	--	80MU50J+04**YY	G, K			
Poly-U/Glass-Nylon	400	Delrin w/ Bushing		79MU50J+57**YY	--	80MU50J+57**YY	G, K			

*Other wheel types available for this series. Please call to inquire.

Step up to the 79/80 series medium duty casters!

Need 50 to 100 lbs more capacity than standard light/medium duty casters? 79/80 series features:

- ◆ Larger, hardened raceways
- ◆ 1-1/2" & 2" face wheels
- ◆ Available in the T9 total lock swivel casters



79/80 SERIES - MEDIUM DUTY - 400#



Wheel Dia.	Tread Width	Wheel Type*	Load Cap.	Bearing	Swivel	Total Lock	Rigid	+Color	**Plates/Stems	
6	1-1/2	Yoke Only w/ Axle			79ZZ60HZ83**YY	T9ZZ60HZ83**YY	80ZZ60HZ83**YY		06, 11, 17, 67, 70, 71, 72, 73, 74, 75, 76, 77	
		Rubber/Polyolefin	400	Roller	79TP60HI03**YY	T9TP60HI03**YY	80TP60HI03**YY			
		Rubber/Polyolefin	400	Precision	79TP60HI46**YY	T9TP60HI46**YY	80TP60HI46**YY			
		Rubber/Polyolefin	400	Delrin w/ Bushing	79TP60HI57**YY	T9TP60HI57**YY	80TP60HI57**YY			
		Poly-U/Polyolefin	400	Roller	79PP60H+03**YY	T9PP60H+03**YY	80PP60H+03**YY	K, U		
		Poly-U/Polyolefin	400	Precision	79PP60H+46**YY	T9PP60H+46**YY	80PP60H+46**YY	K, U		
		Poly-U/Polyolefin	400	Delrin w/ Bushing	79PP60H+57**YY	T9PP60H+57**YY	80PP60H+57**YY	K, U		
		Polyurethane/Steel	400	Roller	79PU60H+03**YY	T9PU60H+03**YY	80PU60H+03**YY	G, V		
		Polyurethane/Steel	400	Delrin w/ Bushing	79PU60H+57**YY	T9PU60H+57**YY	80PU60H+57**YY	G, V		
		Semi Steel	400	Roller	79SS60HS03**YY	T9SS60HS03**YY	80SS60HS03**YY			
		Semi Steel	400	Delrin w/ Bushing	79SS60HS57**YY	T9SS60HS57**YY	80SS60HS57**YY			
		Phenolic	400	Roller	79PH60HB03**YY	T9PH60HB03**YY	80PH60HB03**YY			
		Phenolic	400	Delrin w/ Bushing	79PH60HB57**YY	T9PH60HB57**YY	80PH60HB57**YY			
		Polyolefin	400	Roller	79PO60HB03**YY	T9PO60HB03**YY	80PO60HB03**YY			
		Polyolefin	400	Delrin w/ Bushing	79PO60HB57**YY	T9PO60HB57**YY	80PO60HB57**YY			
		Poly-U/Aluminum	400	Roller	79PA60H+03**YY	T9PA60H+03**YY	80PA60H+03**YY	N, R		
		Poly-U/Aluminum	400	Delrin w/ Bushing	79PA60H+57**YY	T9PA60H+57**YY	80PA60H+57**YY	N, R		
		2	Yoke Only w/ Axle				79ZZ60JZ83**YY	--		80ZZ60JZ83**YY
	Balloon Cushion Rubber/Alum		400	Ball	79BC60J+53**YY	--	--	80BC60J+53**YY		X, Z
	Balloon Cushion Rubber/Alum		400	Roller	79BC60JZ04**YY	--	--	80BC60JZ04**YY		
	Balloon Cushion Rubber/Alum		400	Precision	79BC60JZ63**YY	--	--	80BC60JZ63**YY		
	Rubber/Polyolefin		400	Roller	79TP60J+04**YY	--	--	80TP60J+04**YY		A, T, X, Y, Z
	Rubber/Polyolefin		400	Precision	79TP60JI63**YY	--	--	80TP60JI63**YY		
	Rubber/Polyolefin		400	Delrin w/ Bushing	79TP60J+57**YY	--	--	80TP60J+57**YY		A, T, X, Y, Z
	Poly-U/Polyolefin		400	Roller	79PP60J+04**YY	--	--	80PP60J+04**YY		K, M, U, W
	Poly-U/Polyolefin		400	Precision	79PP60JM63**YY	--	--	80PP60JM63**YY		
	Poly-U/Polyolefin		400	Delrin w/ Bushing	79PP60J+57**YY	--	--	80PP60J+57**YY		K, M, U, W
	Polyurethane/Steel		400	Roller	79PU60J+04**YY	--	--	80PU60J+04**YY		G, V
	Polyurethane/Steel		400	Delrin w/ Bushing	79PU60J+57**YY	--	--	80PU60J+57**YY		G, V
	Glass-Filled Nylon		400	Roller	79MA60JB04**YY	--	--	80MA60JB04**YY		
	Glass-Filled Nylon		400	Delrin w/ Bushing	79MA60JB57**YY	--	--	80MA60JB57**YY		
	Phenolic		400	Roller	79PH60JB04**YY	--	--	80PH60JB04**YY		
	Phenolic		400	Delrin w/ Bushing	79PH60JB57**YY	--	--	80PH60JB57**YY		
	Polyolefin		400	Roller	79PO60JB04**YY	--	--	80PO60JB04**YY		
	Polyolefin		400	Delrin w/ Bushing	79PO60JB57**YY	--	--	80PO60JB57**YY		
	Poly-U/Glass-Nylon	400	Roller	79MU60J+04**YY	--	--	80MU60J+04**YY	G, K		
Poly-U/Glass-Nylon	400	Delrin w/ Bushing	79MU60J+57**YY	--	--	80MU60J+57**YY	G, K			
8	1-1/2	Yoke Only w/ Axle			79ZZ80HZ83**YY	--	80ZZ80HZ83**YY		6, 11, 17	
		Rubber/Polyolefin	275	Ball	79TP80HT51**YY	--	80TP80HT51**YY			
	Poly-U/Polyolefin	275	Ball	79PP80HT51**YY	--	80PP80HT51**YY				
	1-5/8	Rubber/Aluminum	275	Ball	79RA80PB51**YY	--	80RA80PB51**YY			

*Other wheel types available for this series. Please call to inquire.

8 x 1-1/2 SWIVEL & RIGID CASTERS (Rigid available with top plate turned 90°)

Ideal casters for hospitality applications!



Hotel Luggage Carts



Room Service Carts

Housekeeping & Cleaning Carts



27/28/DT SERIES - MEDIUM/HEAVY DUTY - 1,250#

- ◆ DOUBLE BALL BEARING RACEWAY HEAT TREATED FOR LONG WEAR AND ADDED STRENGTH
- ◆ ZINC PLATING STANDARD (BLACK OXIDE FINISH AVAILABLE)
- ◆ 5/8" BOLTED KINGPIN
- ◆ TOP PLATE AND YOKE 1/4" COLD FORGED STEEL
- ◆ 1/2" DIAMETER AXLE WITH LOCK NUT
- ◆ 3/4" ROLLER BEARINGS WITH HARDENED OUTER RACEWAY
- ◆ HARDENED SPANNER BUSHING WITH HOLE AND GREASE GROOVE
- ◆ GREASE FITTING IN SWIVEL RACEWAY
- ◆ WIDE SELECTION OF WHEEL TYPES
- ◆ BRAKES AVAILABLE ON SWIVEL & RIGID CASTERS

APPLICATIONS

- ◆ PLATFORM TRUCKS
- ◆ WAREHOUSE CARTS
- ◆ DOLLIES (MACHINERY)
- ◆ STOCK PICKING TRUCKS
- ◆ FREIGHT TERMINAL CARTS
- ◆ FOOD SERVICE CARTS
- ◆ HOTEL/HOUSEKEEPING CARTS
- ◆ EXCELLENT SERIES FOR INDUSTRIAL AND COMMERCIAL MEDIUM/HEAVY DUTY EQUIPMENT.




OPTIONS



Cam-Lock Brake C




A-Cam Brake A




Top-Lock Brake T



Thread Guards G



Raceway Seals L



4-Position Lock(Weld) P



4-Position Lock(Bolt) B

Options available on swivel & rigid casters.

Mold on Rubber	Low Profile Rubber	Ballon Cushion Rubber	Rubber/Aluminum	Poly-U/Steel (G)	Poly-U/Steel (V)	Crown Poly/Steel	Donut Tread Poly-U	Donut Poly-U/Alum	Poly-U Glass/Nylon (K)	Poly-U/ Glass/Nylon (G)	Poly-U/ Aluminum (N)	Poly-U/ Aluminum (R)	Solid Poly-U
Heavy Solid Poly-U	Polyolefin	Glass/Nylon	High Temp Glass Nylon	Phenolic	High Temp Phenolic	Nylon	Semi Steel	Ductile Steel	Crown Ductile Steel	Glass/Nylon V-Groove	V-Groove	Ductile V-Groove	Semi Pneumatic

27/28/DT SERIES - MEDIUM/HEAVY DUTY - 1,250#



- ◆ AVAILABLE ON 27 SERIES 2" FACE CASTERS
- ◆ DUAL PEDAL LOCKING SYSTEM FOR EASY ENGAGE/DISENGAGE ACTION
- ◆ LARGE PEDAL ENGAGES A STRONG POSITIVE LOCK ON BOTH THE WHEEL AND SWIVEL RACEWAY, ASSURING YOUR EQUIPMENT IS STATIONARY
- ◆ SMALL PEDAL DISENGAGES THE BRAKE SYSTEM, ALLOWING FREE MOBILITY



Diameter	Overall Height	Swivel Radius
3-1/4	4-1/4	3-1/4
4	5-5/8	3-3/16
5	6-1/2	4-7/8
6	7-1/2	4-9/16
6	7-1/4 (Designated as 61)	4-11/16
8	9-1/2	6
8	10-1/8 (Designated as 81)	6

**Plates			
Plate	Size	Bolt Pattern	Mounting Bolt Dia.
17	4 x 4-1/2	2-5/8 x 3-5/8 to 3 x 3	3/8
20	5 x 5-1/2	4-1/8 x 4-1/2	3/8

Wheel Dia.	Tread Width	Wheel Type	Load Cap.	Bearing	Swivel	Dual Pedal Total Lock	Rigid	+Color
3-1/4	1-1/2	Yoke Only			27XX34HZ8317YY	--	28XX34HZ8317YY	
		Polyurethane/Steel	420	Roller	27PU34H+0317YY	--	28PU34H+0317YY	G, V
		Semi Steel	400	Roller	27SS34HS0317YY	--	28SS34HS0317YY	
		Phenolic	600	Roller	27PH34HB0317YY	--	28PH34HB0317YY	
	2	Yoke Only			27XX34JZ8317YY	--	28XX34JZ8317YY	
		Polyurethane/Steel	600	Roller	27PU34J+0417YY	--	28PU34J+0417YY	G, V
		Semi Steel	700	Roller	27SS34JS0417YY	--	28SS34JS0417YY	
4	1-1/2	Phenolic	700	Roller	27PH34JB0417YY	--	28PH34JB0417YY	
		Yoke Only			27XX40HZ8317YY	--	28XX40HZ8317YY	
		Rubber/Steel	250	Roller	27RS40HB0317YY	--	28RS40HB0317YY	
		Rubber/Polyolefin	400	Roller	27TP40HI0317YY	--	28TP40HI0317YY	
		Poly-U/Polyolefin	500	Roller	27PP40H+0317YY	--	28PP40H+0317YY	K, U
		Poly-U/Polyolefin	500	Precision	27PP40HU4617YY	--	28PP40HU4617YY	
		Polyurethane/Steel	600	Roller	27PU40H+0317YY	--	28PU40H+0317YY	G, V
		Poly U/Aluminum	600	Roller	27PA40H+0317YY	--	28PA40H+0317YY	N, R
		EZ Rolling Crowned PU/Steel	600	Roller	27SW40HU0317YY	--	28SW40HU0317YY	
		Semi Steel	600	Roller	27SS40HS0317YY	--	28SS40HS0317YY	
		V-Groove	800	Roller	27VG40HT0317YY	--	28VG40HT0317YY	
		Polyolefin	400	Roller	27PO40HB0317YY	--	28PO40HB0317YY	
		Polyolefin	400	Delrin	27PO40HB5717YY	--	28PO40HB5717YY	
		Phenolic	600	Roller	27PH40HB0317YY	--	28PH40HB0317YY	
		High-Temp Phenolic	600	Roller	27HT40HQ0317YY	--	28HT40HQ0317YY	
High-Temp Glass/Nylon	600	Steel Sleeve	27GN40GQ8817YY	--	28GN40GQ8817YY			
Glass-Nylon V-Groove	600	Roller	27MV40HT0317YY	--	28MV40HT0317YY			





27/28/DT SERIES - MEDIUM/HEAVY DUTY - 1,250#

Wheel Dia.	Tread Width	Wheel Type	Load Cap.	Bearing	Swivel	Dual Pedal Total Lock	Rigid	+Color
4	2	Yoke Only			27XX40JZ83**YY	DTXX40JZ8317YY	28XX40JZ83**YY	
		Low Profile Rubber/Steel	300	Roller	27LP40JB04**YY	DTLP40JB0417YY	28LP40JB04**YY	
		Rubber/Steel	300	Roller	27RS40JB04**YY	DTRS40JB0417YY	28RS40JB04**YY	
		Rubber/Aluminum	400	Roller	27RA40JB04**YY	DTRA40JB0417YY	28RA40JB04**YY	
		Rubber/Polyolefin	450	Roller	27TP40J+04**YY	DTTP40J+0417YY	28TP40J+04**YY	A, T, X, Y, Z
		Rubber/Polyolefin	450	Prec. Rad. Ball	27TP40J+60**YY	DTTP40J+6017YY	28TP40J+60**YY	A, T, X, Y, Z
		Rubber/Polyolefin	450	Precision w/ Top Hats	27TP40JT63**YY	DTTP40JT6317YY	28TP40JT63**YY	
		Poly-U/Polyolefin	700	Roller	27PP40J+04**YY	DTPP40J+0417YY	28PP40J+04**YY	K, M, U, W
		Poly-U/Polyolefin	700	Prec. Rad. Ball	27PP60J+60**YY	DTPP60J+6017YY	28PP60J+60**YY	K, M, U, W
		Poly-U/Polyolefin	700	Precision w/ Top Hats	27PP40JM63**YY	DTPP40JM6317YY	28PP40JM63**YY	
		Donut Tread Poly-U	600	Roller	27RP40JK04**YY	DTRP40JK0417YY	28RP40JK04**YY	
		Polyurethane/Steel	700	Roller	27PU40J+04**YY	DTPU40J+0417YY	28PU40J+04**YY	G, V
		Polyurethane/Steel	700	Precision w/ Top Hats	27PU40JV63**YY	DTPU40JV6317YY	28PU40JV63**YY	
		Solid Polyurethane	700	Caged Roller	27SU40JL09**YY	DTSU40JL0917YY	28SU40JL09**YY	
		Heavy Duty Solid Poly-U	900	Precision w/ Top Hats	27HU40JX63**YY	DTHU40JX6317YY	28HU40JX63**YY	
		Poly-U/Aluminum	700	Roller	27PA40J+04**YY	DTPA40J+0417YY	28PA40J+04**YY	N, R
		EZ Rolling Crowned PU/Steel	700	Roller	27SW40JU04**YY	DTSW40JU0417YY	28SW40JU04**YY	
		Semi Steel	700	Roller	27SS40JS04**YY	DTSS40JS0417YY	28SS40JS04**YY	
		Heavy Duty Steel	900	Roller	27HS40JS04**YY	DTHS40JS0417YY	28HS40JS04**YY	
		Ductile Steel	1000	Roller	27DS40JR04**YY	DTDS40JR0417YY	28DS40JR04**YY	
		Ductile Steel	1000	Precision w/ Top Hats	27DS40JR63**YY	DTDS40JR6317YY	28DS40JR63**YY	
		EZ Rolling Crowned Ductile Steel	1000	Roller	27CD40JR04**YY	DTCD40JR0417YY	28CD40JR04**YY	
		V-Groove	1000	Roller	27VG40JT04**YY	DTVG40JT0417YY	28VG40JT04**YY	
		Ductile V-Groove	1250	Roller	27DV40JT04**YY	DTDV40JT0417YY	28DV40JT04**YY	
		Ductile V-Groove	1250	Precision w/ Top Hats	27DV40JT63**YY	DTDV40JT6317YY	28DV40JT63**YY	
		Polyolefin	450	Roller	27PO40JB04**YY	DTPO40JB0417YY	28PO40JB04**YY	
		Polyolefin	450	Prec. Rad. Ball	27PO40JB60**YY	DTPO40JB6017YY	28PO40JB60**YY	
		Polyolefin	450	Delrin	27PO40JB57**YY	DTPO40JB5717YY	28PO40JB57**YY	
		Phenolic	800	Roller	27PH40JB04**YY	DTPH40JB0417YY	28PH40JB04**YY	
		Glass-filled Nylon	800	Roller	27MA40JB04**YY	DTMA40JB0417YY	28MA40JB04**YY	
		Glass-filled Nylon	800	Prec. Rad. Ball	27MA40JB60**YY	DTMA40JB6017YY	28MA40JB60**YY	
		Glass-filled Nylon	800	Precision	27MA40JB63**YY	DTMA40JB6317YY	28MA40JB63**YY	
		High-Temp Phenolic	800	Roller	27HT40JQ04**YY	--	28HT40JQ04**YY	
		High-Temp Glass/Nylon	800	Plain Bore	27GN40JQ88**YY	--	28GN40JQ88**YY	
		Poly-U/Glass-Nylon	800	Roller	27MU40J+04**YY	DTMU40J+0417YY	28MU40J+04**YY	G, K
		Poly-U/Glass-Nylon	800	Prec. Rad. Ball	27MU40J+60**YY	DTMU40J+6017YY	28MU40J+60**YY	G, K
		Poly-U/Glass-Nylon	800	Precision	27MU40JG63**YY	DTMU40JG6317YY	28MU40JG63**YY	
		Glass-Nylon V-Groove	800	Roller	27MV40JT04**YY	DTMV40JT0417YY	28MV40JT04**YY	
		Glass-Nylon V-Groove	800	Delrin	27MV40JT10**YY	DTMV40JT1017YY	28MV40JT10**YY	
		Glass-Nylon V-Groove	800	Prec. Rad. Ball	27MV40JT60**YY	DTMV40JT6017YY	28MV40JT60**YY	
5	1-1/2	Yoke Only			27XX50HZ8317YY	--	28XX50HZ8317YY	
		Rubber/Steel	350	Roller	27RS50HB0317YY	--	28RS50HB0317YY	
		Rubber/Polyolefin	450	Roller	27TP50HI0317YY	--	28TP50HI0317YY	
		Poly-U/Polyolefin	600	Roller	27PP50H+0317YY	--	28PP50H+0317YY	K, U
		Poly-U/Polyolefin	600	Precision	27PP50HU4617YY	--	28PP50HU4617YY	
		Polyurethane/Steel	800	Roller	27PU50H+0317YY	--	28PU50H+0317YY	G, V
		Poly-U/Aluminum	800	Roller	27PA50H+0317YY	--	28PA50H+0317YY	N, R
		EZ Rolling Crowned PU/Steel	700	Roller	27SW50HU0317YY	--	28SW50HU0317YY	
		Semi Steel	600	Roller	27SS50HS0317YY	--	28SS50HS0317YY	
		Polyolefin	450	Roller	27PO50HB0317YY	--	28PO50HB0317YY	
		Phenolic	600	Roller	27PH50HB0317YY	--	28PH50HB0317YY	
		High-Temp Glass/Nylon	600	Plain Bore	27GN50HQ8817YY	--	28GN50HQ8817YY	

27/28/DT SERIES - MEDIUM/HEAVY DUTY - 1,250#



Wheel Dia.	Tread Width	Wheel Type	Load Cap.	Bearing	Swivel	Dual Pedal Total Lock	Rigid	+Color
5	2	Yoke Only			27XX50JZ83**YY	DTXX50JZ8317YY	28XX50JZ83**YY	
		Rubber/Steel	450	Roller	27RS50JB04**YY	DTRS50JB0417YY	28RS50JB04**YY	
		Rubber/Aluminum	500	Roller	27RA50JB04**YY	DTRA50JB0417YY	28RA50JB04**YY	
		Rubber/Polyolefin	500	Roller	27TP50J+04**YY	DTTP50J+0417YY	28TP50J+04**YY	A, T, X, Y, Z
		Rubber/Polyolefin	500	Prec. Rad. Ball	27TP50J+60**YY	DTTP50J+6017YY	28TP50J+60**YY	A, T, X, Y, Z
		Rubber/Polyolefin	500	Precision w/ Top Hats	27TP50JT63**YY	DTTP50JT6317YY	28TP50JT63**YY	
		Poly-U/Polyolefin	750	Roller	27PP50J+04**YY	DTPP50J+0417YY	28PP50J+04**YY	K, M, U, W
		Poly-U/Polyolefin	750	Precision	27PP50J+04**YY	DTPP50J+0417YY	28PP50J+04**YY	K, M, U, W
		Poly-U/Polyolefin	750	Precision w/ Top Hats	27PP50JM63**YY	DTPP50JM6317YY	28PP50JM63**YY	
		Polyurethane/Steel	1200	Roller	27PU50J+04**YY	DTPU50J+0417YY	28PU50J+04**YY	G, V
		Polyurethane/Steel	1200	Precision w/ Top Hats	27PU50JV63**YY	DTPU50JV6317YY	28PU50JV63**YY	
		Solid Polyurethane	800	Caged Roller	27SU50JL09**YY	DTSU50JL0917YY	28SU50JL09**YY	
		Heavy Solid Polyurethane	1000	Precision w/ Top Hats	27HU50JI63**YY	DTHU50JI6317YY	28HU50JI63**YY	
		Poly-U/Aluminum	900	Roller	27PA50J+04**YY	DTPA50J+0417YY	28PA50J+04**YY	N, R
		Nylon	700	Roller	27NY50JE04**YY	DTNY50JE0417YY	28NY50JE04**YY	
		Nylon	700	Delrin	27NY50JE57**YY	DTNY50JE5717YY	28NY50JE57**YY	
		Nylon	700	Prec. Rad. Ball	27NY50JE60**YY	DTNY50JE6017YY	28NY50JE60**YY	
		EZ Rolling Crowned PU/Steel	1050	Roller	27SW50JU04**YY	DTSW50JU0417YY	28SW50JU04**YY	
		Donut Tread Poly-U/Steel	800	Roller	27RP50JD04**YY	DTRP50JD0417YY	28RP50JD04**YY	
		Semi Steel	1000	Roller	27SS50JS04**YY	DTSS50JS0417YY	28SS50JS04**YY	
		Heavy Duty Steel	1000	Roller	27HS50JS04**YY	DTHS50JS0417YY	28HS50JS04**YY	
		Ductile Steel	1250	Roller	27DS50JR04**YY	DTDS50JR0417YY	28DS50JR04**YY	
		Ductile Steel	1250	Precision w/ Top Hats	27DS50JR63**YY	DTDS50JR6317YY	28DS50JR63**YY	
		EZ Rolling Crowned Ductile Steel	1250	Roller	27CD50JR04**YY	DTCD50JR0417YY	28CD50JR04**YY	
		V-Groove	900	Roller	27VG50JT04**YY	DTVG50JT0417YY	28VG50JT04**YY	
		Polyolefin	650	Roller	27PO50JB04**YY	DTPO50JB0417YY	28PO50JB04**YY	
		Polyolefin	650	Delrin	27PO50JB57**YY	DTPO50JB5717YY	28PO50JB57**YY	
		Polyolefin	650	Prec. Rad. Ball	27PO50JB60**YY	DTPO50JB6017YY	28PO50JB60**YY	
		Phenolic	1000	Roller	27PH50JB04**YY	DTPH50JB0417YY	28PH50JB04**YY	
		Glass-filled Nylon	1000	Roller	27MA50JB04**YY	DTMA50JB0417YY	28MA50JB04**YY	
		Glass-filled Nylon	1000	Prec. Rad. Ball	27MA50JB60**YY	DTMA50JB6017YY	28MA50JB60**YY	
		Glass-filled Nylon	1000	Precision	27MA50JB63**YY	DTMA50JB6317YY	28MA50JB63**YY	
High Temp Phenolic	1000	Roller	27HT50JQ04**YY	--	28HT50JQ04**YY			
High-Temp Glass/Nylon	1000	Plain Bore	27GN50JQ88**YY	--	28GN50JQ88**YY			
Poly-U/Glass-Nylon	1000	Roller	27MU50J+04**YY	DTMU50J+0417YY	28MU50J+04**YY	G, K		
Poly-U/Glass-Nylon	1000	Prec. Rad. Ball	27MU50J+60**YY	DTMU50J+6017YY	28MU50J+60**YY	G, K		
Poly-U/Glass-Nylon	1000	Precision w/ Top Hats	27MU50JG63**YY	DYMU50JG6317YY	28MU50JG63**YY			
6	1-1/2	Yoke Only			27XX60HZ8317YY	--	28XX60HZ8317YY	
		Rubber/Steel	450	Roller	27RS60HB0317YY	--	28RS60HB0317YY	
		Rubber/Polyolefin	500	Roller	27TP50JI0317YY	--	28TP50JI0317YY	
		Poly-U/Polyolefin	500	Roller	27PP60H+0317YY	--	28PP60H+0317YY	K, U
		Poly-U/Polyolefin	500	Precision	27PP60HU4617YY	--	28PP60HU4617YY	
		Polyurethane/Steel	800	Roller	27PU60H+0317YY	--	28PU60H+0317YY	G, V
		Poly-U/Aluminum	800	Roller	27PA60H+0317YY	--	28PA60H+0317YY	N, R
		Semi Steel	700	Roller	27SS60HS0317YY	--	28SS60HS0317YY	
		EZ Rolling Crowned PU/Steel	800	Roller	27SW60HU0317YY	--	28SW60HU0317YY	
		Polyolefin	600	Roller	27PO60HB0317YY	--	28PO60HB0317YY	
		Phenolic	800	Roller	27PH60HB0317YY	--	28PH60HB0317YY	



27/28/DT SERIES - MEDIUM/HEAVY DUTY - 1,250#

Wheel Dia.	Tread Width	Wheel Type	Load Cap.	Bearing	Swivel	Dual Pedal Total Lock	Rigid	+Color
6	2	Yoke Only			27XX60JZ83**YY	DTXX60JZ8317YY	28XX60JZ83**YY	
		Rubber/Steel	500	Roller	27RS60JB04**YY	DTRS60JB0417YY	28RS60JB04**YY	
		Rubber/Aluminum	550	Roller	27RA60JB04**YY	DTRA60JB0417YY	28RA60JB04**YY	
		Balloon Cushion Rubber/Alum.	550	Roller	27BC60JZ04**YY	DTBC60JZ0417YY	28BC60JZ04**YY	
		Balloon Cushion Rubber/Alum.	550	Ball	27BC60J+53**YY	DTBC60J+5317YY	28BC60J+53**YY	X, Z
		Balloon Cushion Rubber/Alum.	550	Precision w/ Top Hats	27BC60J+63**YY	DTBC60J+6317YY	28BC60J+63**YY	X, Z
		Rubber/Polyolefin	550	Roller	27TP60J+04**YY	DTTP60J+0417YY	28TP60J+04**YY	A, I, T, X, Y, Z
		Rubber/Polyolefin	550	Prec. Rad. Ball	27TP60J+60**YY	DTTP60J+6017YY	28TP60J+60**YY	A, I, T, X, Y, Z
		Rubber/Polyolefin	550	Precision w/ Top Hats	27TP60JT63**YY	DTTP60JT6317YY	28TP60JT63**YY	
		Poly-U/Polyolefin	900	Roller	27PP60J+04**YY	DTPP60J+0417YY	28PP60J+04**YY	D, K, M, U, W
		Poly-U/Polyolefin	900	Prec. Rad. Ball	27PP60J+60**YY	DTPP60J+6017YY	28PP60J+60**YY	D, K, M, U, W
		Poly-U/Polyolefin	900	Precision w/ Top Hats	27PP60JM63**YY	DTPP60JM6317YY	28PP60JM63**YY	
		Polyurethane/Steel	1200	Roller	27PU60J+04**YY	DTPU60J+0417YY	28PU60J+04**YY	G, V
		Polyurethane/Steel	1200	Precision w/ Top Hats	27PU60JV63**YY	DTPU60JV6317YY	28PU60JV63**YY	
		Solid Polyurethane	900	Caged Roller	27SU60JL09**YY	DTSU60JL0917YY	28SU60JL09**YY	
		Heavy Solid Polyurethane	1200	Precision w/ Top Hats	27HU60JI63**YY	DTHU60JI6317YY	28HU60JI63**YY	
		Poly-U/Aluminum	1200	Roller	27PA60J+04**YY	DTPA60J+0417YY	28PA60J+04**YY	N, R
		EZ Rolling Crowned PU/Steel	1250	Roller	27SW60JU04**YY	DTSW60JU0417YY	28SW60JU04**YY	
		EZ Rolling Crowned PU/Steel	1250	Precision w/ Top Hats	27SW60JU63**YY	DTSW60JU6317YY	28SW60JU63**YY	
		Donut Tread PU	900	Roller	27RP60JK04**YY	DTRP60JK0417YY	28RP60JK04**YY	
		Nylon	800	Roller	27NY60JE04**YY	DTNY60JE0417YY	28NY60JE04**YY	
		Nylon	800	Delrin	27NY60JE57**YY	DTNY60JE5717YY	28NY60JE57**YY	
		Nylon	800	Prec. Rad. Ball	27NY60JE60**YY	DTNY60JE6017YY	28NY60JE60**YY	
		Semi Steel	1200	Roller	27SS60JS04**YY	DTSS60JS0417YY	28SS60JS04**YY	
		Heavy Duty Steel	1200	Roller	27HS60JS04**YY	DTHS60JS0417YY	28HS60JS04**YY	
		Ductile Steel	1250	Roller	27DS60JR04**YY	DTDS60JR0417YY	28DS60JR04**YY	
		Ductile Steel	1250	Ductile V-Groove	27DS60JR63**YY	DTDS60JR6317YY	28DS60JR63**YY	
		EZ Rolling Crowned Ductile Steel	1250	Roller	27CD60JR04**YY	DTCD60JR0417YY	28CD60JR04**YY	
		V-Groove	1250	Roller	27VG60JT04**YY	DTVG60JT0417YY	28VG60JT04**YY	
		Ductile V-Groove	1250	Roller	27DV60JT04**YY	DTDV60JT0417YY	28DV60JT04**YY	
		Ductile V-Groove	1250	Precision w/ Top Hats	27DV60JT63**YY	DTDV60JT6317YY	28DV60JT63**YY	
		Polyolefin	750	Roller	27PO60JB04**YY	DTPO60JB0417YY	28PO60JB04**YY	
		Polyolefin	750	Delrin	27PO60JB57**YY	DTPO60JB5717YY	28PO60JB57**YY	
		Polyolefin	750	Prec. Rad. Ball	27PO60JB60**YY	DTPO60JB6017YY	28PO60JB60**YY	
		Phenolic	1200	Roller	27PH60JB04**YY	DTPH60JB0417YY	28PH60JB04**YY	
		Phenolic	1200	Plain Bore	27PH60JB88**YY	DTPH60JB8817YY	28PH60JB88**YY	
		Glass-filled Nylon	1200	Roller	27MA60JB04**YY	DTMA60JB0417YY	28MA60JB04**YY	
		Glass-filled Nylon	1200	Prec. Rad. Ball	27MA60JB60**YY	DTMA60JB6017YY	28MA60JB60**YY	
		Glass-filled Nylon	1200	Precision w/ Top Hats	27MA60JB63**YY	DTMA60JB6317YY	28MA60JB63**YY	
		High Temp Phenolic	1200	Roller	27HT60JQ04**YY	--	28HT60JQ04**YY	
		High Temp Glass/Nylon	1200	Plain Bore	27GN60JQ88**YY	--	28GN60JQ88**YY	
		Poly-U/Glass-Nylon	1200	Roller	27MU60J+04**YY	DTMU60J+0417YY	28MU60J+04**YY	G, K
		Poly-U/Glass-Nylon	1200	Prec. Rad. Ball	27MU60J+60**YY	DTMU60J+6017YY	28MU60J+60**YY	G, K
		Poly-U/Glass-Nylon	1200	Precision w/ Top Hats	27MU60JG63**YY	DTMU60JG6317YY	28MU60JG63**YY	
		Glass-Nylon V-Groove	1200	Roller	27MV60JT04**YY	DTMV60JT0417YY	28MV60JT04**YY	
		Glass-Nylon V-Groove	1200	Prec. Rad. Ball	27MV60JT60**YY	DTMV60JT6017YY	28MV60JT60**YY	
		Donut Tread Poly-U/Aluminum	900	Precision w/ Top Hats	27UA60JN63**YY	DTUA60JN6317YY	28UA60JN63**YY	



Wheel Dia.	Tread Width	Wheel Type	Load Cap.	Bearing	Swivel	Dual Pedal Total Lock	Rigid	+Color
8	2	Yoke Only			27XX80JZ83**YY	DTXX80JZ8317YY	28XX80JZ83**YY	
		Rubber/Steel	600	Roller	27RS80JB04**YY	DTRS80JB0417YY	28RS80JB04**YY	
		Rubber/Aluminum	600	Roller	27RA80JB04**YY	DTRA80JB0417YY	28RA80JB04**YY	
		Balloon Cushion Rubber/Alum.	600	Roller	27BC80J+04**YY	DTBC80J+0417YY	28BC80J+04**YY	X, Z
		Balloon Cushion Rubber/Alum.	600	Ball	27BC80JZ53**YY	DTBC80JZ5317YY	28BC80JZ53**YY	
		Rubber/Polyolefin	600	Roller	27TP80J+04**YY	DTPP80J+0417YY	28TP80J+04**YY	A, T, X, Y, Z
		Rubber/Polyolefin	600	Prec. Rad. Ball	27TP80J+60**YY	DTPP80J+6017YY	28TP80J+60**YY	A, T, X, Y, Z
		Rubber/Polyolefin	600	Precision w/ Top Hats	27TP80JT63**YY	DTPP80JT6317YY	28TP80JT63**YY	
		Poly-U/Polyolefin	950	Roller	27PP80J+04**YY	DTPP80J+0417YY	28PP80J+04**YY	K, M, U, W
		Poly-U/Polyolefin	950	Prec. Rad. Ball	27PP80J+60**YY	DTPP80J+6017YY	28PP80J+60**YY	K, M, U, W
		Poly-U/Polyolefin	950	Precision w/ Top Hats	27PP80JM63**YY	DTPP80JM6317YY	28PP80JM63**YY	
		Polyurethane/Steel	1250	Roller	27PU80J+04**YY	DTPU80J+0417YY	28PU80J+04**YY	G, V
		Polyurethane/Steel	1250	Precision w/ Top Hats	27PU80JV63**YY	DTPU80JV6317YY	28PU80JV63**YY	
		Solid Polyurethane	1000	Caged Roller	27SP80JL09**YY	DTSP80JL0917YY	28SP80JL09**YY	
		Heavy Solid Polyurethane	1250	Precision w/ Top Hats	27HU80JI63**YY	DTHU80JI6317YY	28HU80JI63**YY	
		Poly-U/Aluminum	1250	Roller	27PA80J+04**YY	DTPA80J+0417YY	28PA80J+04**YY	N, R
		EZ Rolling Crowned PU/Steel	1250	Roller	27SW80JU04**YY	DTSW80JU0417YY	28SW80JU04**YY	
		Donut Tread PU	1000	Precision w/ Top Hats	27RP80JK63**YY	DTRP80JK6317YY	28RP80JK63**YY	
		Nylon	900	Roller	27NY80JE04**YY	DTNY80JE0417YY	28NY80JE04**YY	
		Nylon	900	Delrin	27NY80JE57**YY	DTNY80JE5717YY	28NY80JE57**YY	
		Nylon	900	Prec. Rad. Ball	27NY80JE60**YY	DTNY80JE6017YY	28NY80JE60**YY	
		Semi Steel	1250	Roller	27SS80JS04**YY	DTSS80JS0417YY	28SS80JS04**YY	
		Heavy Duty Steel	1250	Roller	27HS80SJ04**YY	DTHS80SJ0417YY	28HS80SJ04**YY	
		Ductile Steel	1250	Roller	27DS80JR04**YY	DTDS80JR0417YY	28DS80JR04**YY	
		Ductile Steel	1250	Precision w/ Top Hats	27DS80JR63**YY	DTDS80JR6317YY	28DS80JR63**YY	
		EZ Rolling Crowned Ductile Steel	1250	Roller	27CD80JR04**YY	DTCD80JR0417YY	28CD80JR04**YY	
		V-Groove	1200	Roller	27VG80JT04**YY	DTVG80JT0417YY	28VG80JT04**YY	
		Polyolefin	1000	Roller	27PO80JB04**YY	DTPO80JB0417YY	28PO80JB04**YY	
		Polyolefin	1000	Delrin	27PO80JB57**YY	DTPO80JB5717YY	28PO80JB57**YY	
		Polyolefin	1000	Prec. Rad. Ball	27PO80JB60**YY	DTPO80JB6017YY	28PO80JB60**YY	
		Phenolic	1250	Roller	27PH80JB04**YY	DTPH80JB0417YY	28PH80JB04**YY	
		Glass-filled Nylon	1250	Roller	27MA80JB04**YY	DTMA80JB0417YY	28MA80JB04**YY	
		Glass-filled Nylon	1250	Prec. Rad. Ball	27MA80JB60**YY	DTMA80JB6017YY	28MA80JB60**YY	
		Glass-filled Nylon	1250	Precision w/ Top Hats	27MA80JB63**YY	DTMA80JB6317YY	28MA80JB63**YY	
		High-Temp Phenolic	1250	Roller	27HT80JQ04**YY	--	28HT80JQ04**YY	
	High-Temp Glass/Nylon	1250	Plain Bore	27GN80JQ88**YY	--	28GN80JQ88**YY		
Poly-U/Glass-Nylon	1250	Roller	27MU80J+04**YY	DTMU80J+0417YY	28MU80J+04**YY	G, K		
Poly-U/Glass-Nylon	1250	Prec. Rad. Ball	27MU80J+60**YY	DTMU80J+6017YY	28MU80J+60**YY	G, K		
Poly-U/Glass-Nylon	1250	Precision w/ Top Hats	27MU80G63**YY	DTMU80JH6317YY	28MU80JG63**YY			
Donut Tread Poly-U/Aluminum	1000	Precision w/ Top Hats	27UA80JN63**YY	DTUA80JN6317YY	28UA80JN63**YY			
2 1/2		Semi-Pneumatic	500	Ball	27SN80UC53**YY		28SN80UC53**YY	



71/72 Series Economizer Casters

If your application does not require the quality & weight capacity of our standard 27/28 series of casters, our Economizer 71/72 series may meet your needs.


- ♦ Popular on trash containers & other price sensitive applications.



43/44 SERIES - MED/HEAVY DUTY COLD FORGED 1,500#

- ◆ LARGE DOUBLE BALL BEARING RACEWAY AND TOP PLATE
HEAT TREATED FOR LONG WEAR AND ADDED STRENGTH
- ◆ ZINC PLATED
- ◆ 3/4" HEAT TREATED KINGPIN AND NUT
- ◆ TOP PLATE AND YOKE 1/4" COLD FORGED STEEL
- ◆ 1/2" DIAMETER AXLE WITH LOCK NUT
- ◆ HARDENED SPANNER BUSHING WITH HOLE AND GREASE GROOVE
- ◆ GREASE FITTING IN SWIVEL RACEWAY
- ◆ BRAKES AVAILABLE ON SWIVEL & RIGID CASTERS

OPTIONS



Options available on swivel & rigid casters.

APPLICATIONS

- ◆ PLATFORM TRUCKS, MATERIAL HANDLING CARTS,
A-FRAME CARTS & FREIGHT TERMINAL DOLLIES
- ◆ GROUND SUPPORT EQUIPMENT
- ◆ GANTRIES AND HOPPERS
- ◆ TRASH CONTAINERS



Diameter	Overall Height	Swivel Radius
4	5-5/8	3-5/16
5	6-1/2	4
6	7-1/2	4-3/4
8	10-1/8	5-1/2
8	9-1/2 (Designated as 81)	5-1/2
10	11-1/2	7

Plates

Plate	Size	Bolt Pattern	Mounting Bolt Dia.
19	4-1/2 x 6-1/4	2-7/16 x 4-15/16 to 3-3/8 x 5-1/4	1/2

Wheel Diameter	Tread Width	Wheel Type	Load Cap.	Bearing	Swivel	Rigid	+Color
4	2	Yoke Only			43XX40JZ8319YY	44XX40JZ8319YY	
		Rubber/Steel	300	Roller	43RS40JB0419YY	44RS40JB0419YY	
		Rubber/Aluminum	400	Roller	43RA40JB0419YY	44RA40JB0419YY	
		Rubber/Polyolefin	450	Roller	43TP40J+0419YY	44TP40J+0419YY	A, T, X, Y, Z
		Rubber/Polyolefin	450	Prec. Rad. Ball	43TP40J+6019YY	44TP40J+6019YY	A, T, X, Y, Z
		Rubber/Polyolefin	450	Precision w/ Top Hats	43TP40JT6319YY	44TP40JT6319YY	
		Poly-U/Polyolefin	700	Roller	43PP40J+0419YY	44PP40J+0419YY	K, M, U, W
		Poly-U/Polyolefin	700	Prec. Rad. Ball	43PP40J+6019YY	44PP40J+6019YY	K, M, U, W
		Poly-U/Polyolefin	700	Precision w/ Top Hats	43PP40JM6319YY	44PP40JM6319YY	
		Polyurethane/Steel	700	Roller	43PU40J+0419YY	44PU40J+0419YY	G, V
		Polyurethane/Steel	700	Prec. Rad. Ball	43PU40JV6019YY	44PU40JV6019YY	
		Solid Polyurethane	700	Caged Roller	43SU40JL0919YY	44SU40JL0919YY	
		Heavy Duty Solid Poly-U	900	Precision w/ Top Hats	43HU40JI6319YY	43HU40GI6319YY	
		Poly-U/Aluminum	700	Roller	43PA40J+0419YY	44PA40J+0419YY	N, R
		EZ Rolling Crowned PU/Steel	700	Roller	43SW40JU0419YY	44SW40JU0419YY	
		Donut Tread Poly-U/Steel	600	Roller	43RP40JK0419YY	44RP40JK0419YY	
		Semi Steel	700	Roller	43SS40JS0419YY	44SS40JS0419YY	
		Heavy Duty Steel	900	Roller	43HS40JS0419YY	44HS40JS0419YY	
Ductile Steel	1500	Roller	43DS40JR0419YY	44DS40JR0419YY			
Ductile Steel	1500	Precision w/ Top Hats	43DS40JR6319YY	44DS40JR6319YY			



Wheel Diameter	Tread Width	Wheel Type	Load Cap.	Bearing	Swivel	Rigid	+Color
4 (Cont.)	2	EZRolling Crowned Ductile Steel	1500	Roller	43CD40JR0419YY	44CD40JR0419YY	
		V-Groove	1000	Roller	43VG40JT0419YY	44VG40JT0419YY	
		Ductile V-Groove	1500	Roller	43DV40JT0419YY	44DV40JT0419YY	
		Ductile V-Groove	1500	Precision w/ Top Hats	43DV40JT6319YY	44DV40JT6319YY	
		Polyolefin	450	Roller	43PO40JB0419YY	44PO40JB0419YY	
		Polyolefin	450	Prec. Rad. Ball	43PO40JB6019YY	44PO40JB6019YY	
		Phenolic	800	Roller	43PH40JB0419YY	44PH40JB0419YY	
		Glass-filled Nylon	800	Roller	43MA40JB0419YY	44MA40JB0419YY	
		Glass-filled Nylon	800	Prec. Rad. Ball	43MA40JB6019YY	44MA40JB6019YY	
		Glass-filled Nylon	800	Precision w/ Top Hats	43MA40JB6319YY	44MA40JB6319YY	
		Poly-U/Glass-Nylon	800	Roller	43MU40J+0419YY	44MU40J+0419YY	G, K
		Poly-U/Glass-Nylon	800	Prec. Rad. Ball	43MU40J+6019YY	44MU40J+6019YY	G, K
		Poly-U/Glass-Nylon	800	Precision w/ Top Hats	43MU40JG6319YY	44MU40JG6319YY	
		Glass-Nylon V-Groove	800	Roller	43MV40JT0419YY	44MV40JT0419YY	
		5	2	Yoke Only			43XX50JZ8319YY
Rubber/Steel	450			Roller	43RS50JB0419YY	44RS50JB0419YY	
Rubber/Aluminum	500			Roller	43RA50JB0419YY	44RA50JB0419YY	
Rubber/Polyolefin	500			Roller	43TP50J+0419YY	44TP50J+0419YY	A, T, X, Y, Z
Rubber/Polyolefin	500			Prec. Rad. Ball	43TP50J+6019YY	44TP50J+6019YY	A, T, X, Y, Z
Rubber/Polyolefin	500			Precision w/ Top Hats	43TP50JT6319YY	44TP50JT6319YY	
Poly-U/Polyolefin	750			Roller	43PP50J+0419YY	44PP50J+0419YY	K, M, U, W
Poly-U/Polyolefin	750			Prec. Rad. Ball	43PP50J+6019YY	44PP50J+6019YY	K, M, U, W
Poly-U/Polyolefin	750			Precision w/ Top Hats	43PP50JM4619YY	44PP50JM4619YY	
Polyurethane/Steel	1200			Roller	43PU50J+0419YY	44PU50J+0419YY	G, V
Polyurethane/Steel	1200			Precision w/ Top Hats	43PU50JV6319YY	44PU50JV6319YY	
Solid Polyurethane	800			Caged Roller	43SU50JL0919YY	44SU50JL0919YY	
Heavy Solid Polyurethane	1000			Precision w/ Top Hats	43HU50JG6319YY	44HU50JG6319YY	
Poly-U/Aluminum	900			Roller	43PA50J+0419YY	44PA50J+0419YY	N, R
EZ Rolling Crowned PU/Steel	1200			Roller	43SW50JU0419YY	44SW50JU0419YY	
Semi Steel	1000			Roller	43SS50JS0419YY	44SS50JS0419YY	
Heavy Duty Steel	1000			Roller	43HS50JS0419YY	44HS50JS0419YY	
Ductile Steel	1500			Roller	43DS50JR0419YY	44DS50JR0419YY	
Ductile Steel	1500			Precision w/ Top Hats	43DS50JR6319YY	44DS50JR6319YY	
EZRolling Crowned Ductile Steel	1500			Roller	43CD50JR0419YY	44CD50JR0419YY	
V-Groove	1100			Roller	43VG50JT0419YY	44VG50JT0419YY	
Polyolefin	650			Roller	43PO50JB0419YY	44PO50JB0419YY	
Polyolefin	650			Prec. Rad. Ball	43PO50JB6019YY	44PO50JB6019YY	
Phenolic	1000			Roller	43PH40JB0419YY	44PH40JB0419YY	
Nylon	700			Roller	43NY50JE0419YY	44NY50JE0419YY	
Nylon	700			Prec. Rad. Ball	43NY50JE6019YY	44NY50JE6019YY	
Glass-filled Nylon	1000			Roller	43MA50JB0419YY	44MA50JB0419YY	
Glass-filled Nylon	1000			Prec. Rad. Ball	43MA50JB6019YY	44MA50JB6019YY	
Glass-filled Nylon	1000			Precision w/ Top Hats	43MA50JB6319YY	44MA50JB6319YY	
Poly-U/Glass-Nylon	1000			Roller	43MU50J+0419YY	44MU50J+0419YY	G, K
Poly-U/Glass-Nylon	1000			Prec. Rad. Ball	43MU50J+6019YY	44MU50J+6019YY	G, K
Poly-U/Glass-Nylon	1000			Precision w/ Top Hats	43MU50JG6319YY	44MU50JG6319YY	





43/44 SERIES - MED/HEAVY DUTY COLD FORGED

1,500#

Wheel Diameter	Tread Width	Wheel Type	Load Cap.	Bearing	Swivel	Rigid	+Color	
6	2	Yoke Only			43XX60JZ8319YY	44XX60JZ8319YY		
		Rubber/Steel	450	Roller	43RS60JB0419YY	44RS60JB0419YY		
		Rubber/Aluminum	500	Roller	43RA60JB0419YY	44RA60JB0419YY		
		Balloon Cushion Rubber/Alum.	500	Ball	43BC60J+5319YY	44BC60J+5319YY	X, Z	
		Balloon Cushion Rubber/Alum.	500	Roller	43BC60JZ0419YY	44BC60JZ0419YY		
		Balloon Cushion Rubber/Alum.	500	Precision w/ Top Hats	43BC60J+6319YY	43BC60J+6319YY	X, Z	
		Rubber/Polyolefin	500	Roller	43TP60J+0419YY	44TP60J+0419YY	A, T, X, Y, Z	
		Rubber/Polyolefin	500	Prec. Rad. Ball	43TP60J+6019YY	44TP60J+6019YY	A, T, X, Y, Z	
		Rubber/Polyolefin	500	Precision w/ Top Hats	43TP60JT6319YY	44TP60JT6319YY		
		Poly-U/Polyolefin	750	Roller	43PP60J+0419YY	44PP60J+0419YY	K, M, U, W	
		Poly-U/Polyolefin	750	Prec. Rad. Ball	43PP60J+6019YY	44PP60J+6019YY	K, M, U, W	
		Poly-U/Polyolefin	750	Precision w/ Top Hats	43PP60JM6319YY	44PP60JM6319YY		
		Polyurethane/Steel	1200	Roller	43PU60J+0419YY	44PU60J+0419YY	G, V	
		Polyurethane/Steel	1200	Precision w/ Top Hats	43PU60JV6319YY	44PU60JV6319YY		
		Donut Tread Poly-U	900	Roller	43RP60JK0419YY	44RP60JK0419YY		
		Solid Polyurethane	900	Caged Roller	43SU60JL0919YY	44SU60JL0919YY		
		Heavy Solid Polyurethane	1000	Precision	43HU60JL6319YY	44HU60JL6319YY		
		Poly-U/Aluminum	900	Roller	43PA60J+0419YY	44PA60J+0419YY	N, R	
		EZ Rolling Crowned PU/Steel	1200	Roller	43SW60JU0419YY	44SW60JU0419YY		
		EZ Rolling Crowned PU/Steel	1200	Precision w/ Top Hats	43SW60JU6319YY	44SW60JU6319YY		
		Semi Steel	1000	Roller	43SS60JS0419YY	44SS60JS0419YY		
		Heavy Duty Steel	1000	Roller	43HS60JS0419YY	44HS60JS0419YY		
		Ductile Steel	1500	Roller	43DS60JR0419YY	44DS60JR0419YY		
		Ductile Steel	1500	Precision w/ Top Hats	43DS60JR6319YY	44DS60JR6319YY		
		EZ Rolling Crowned Ductile Steel	1500	Roller	43CD60JR0419YY	44CD60JR0419YY		
		V-Groove	1100	Roller	43VG60JV0419YY	44VG60JV0419YY		
		Ductile V-Groove	1500	Roller	43DV60JV0419YY	44DV60JV0419YY		
		Ductile V-Groove	1500	Precision w/ Top Hats	43DV60JV6319YY	44DV60JV6319YY		
		Polyolefin	650	Roller	43PO60JB0419YY	44PO60JB0419YY		
		Polyolefin	650	Prec. Rad. Ball	43PO60JB6019YY	44PO60JB6019YY		
		Phenolic	1200	Roller	43PH60JB0419YY	44PH60JB0419YY		
		Phenolic	1200	Plain Bore	43PH60JB8819YY	44PH60JB8819YY		
		High-Temp Phenolic	1200	Roller	43HT60JQ0419YY	44HT60JQ0419YY		
		High-Temp Glass/Nylon	1200	Plain Bore	43GN60JQ8819YY	44GN60JQ8819YY		
		Nylon	800	Roller	43NY60JE0419YY	44NY60JE0419YY		
		Nylon	800	Prec. Rad. Ball	43NY60JE6019YY	44NY60JE6019YY		
		Glass-filled Nylon	1200	Roller	43MA60JB0419YY	44MA60JB0419YY		
		Glass-filled Nylon	1200	Prec. Rad. Ball	43MA60JB6019YY	44MA60JB6019YY		
		Glass-filled Nylon	1200	Precision w/ Top Hats	43MA60JB6319YY	44MA60JB6319YY		
		Poly-U/Glass-Nylon	1200	Roller	43MU60J+0419YY	44MU60J+0419YY	G, K	
		Poly-U/Glass-Nylon	1200	Prec. Rad. Ball	43MU60J+6019YY	44MU60J+6019YY	G, K	
		Poly-U/Glass-Nylon	1200	Precision w/ Top Hats	43MU60JG6319YY	43MU60JG6319YY		
		Glass-Nylon V-Groove	1200	Roller	43MV60JT0419YY	44MV60JT0419YY		
		Glass-Nylon V-Groove	1200	Prec. Rad. Ball	43MV60JT6019YY	44MV60JT6019YY		
		Donut Tread Poly-U/Aluminum	900	Precision	43UA60JN6319YY	44UA60JN6319YY		
		2-1/2	Yoke Only			43XX60KZ8319YY	44XX60KZ8319YY	
			Rubber/Steel	600	Roller	43RS60KB0619YY	44RS60KB0619YY	
Polyurethane/Steel	1500		Roller	43PU60KV0619YY	44UP60KV0619YY			
Semi Steel	1500		Roller	43SS60KS0619YY	44SS60KS0619YY			
Phenolic	1500		Roller	43PH60KB0619YY	44PH60KB0619YY			

43/44 SERIES - MED/HEAVY DUTY COLD FORGED

1,500#




Wheel Diameter	Tread Width	Wheel Type	Load Cap.	Bearing	Swivel	Rigid	+Color
8	2	Yoke Only			43XX80JZ8319YY	44XX80JZ8319YY	
		Rubber/Steel	600	Roller	43RS80JB0419YY	44RS80JB0419YY	
		Rubber/Aluminum	600	Roller	43RA80JB0419YY	44RA80JB0419YY	
		Balloon Cushion Rubber/Alum.	500	Ball	43BC80JZ5319YY	44BC80JZ5319YY	
		Balloon Cushion Rubber/Alum.	500	Roller	43BC80J+0419YY	44BC80J+0419YY	X, Z
		Rubber/Polyolefin	600	Roller	43TP80J+0419YY	44TP80J+0419YY	A, T, X, Y, Z
		Rubber/Polyolefin	600	Prec. Rad. Ball	43TP80J+6019YY	44YP80J+6019YY	A, T, X, Y, Z
		Rubber/Polyolefin	600	Precision w/ Top Hats	43TP80JT6319YY	44TP80JT6319YY	
		Poly-U/Polyolefin	950	Roller	43PP80J+0419YY	44PP80J+0419YY	K, M, U, W
		Poly-U/Polyolefin	950	Prec. Rad. Ball	43PP80J+6019YY	44PP80J+6019YY	K, M, U, W
		Poly-U/Polyolefin	950	Precision w/ Top Hats	43PP80JM6319YY	44PP80JM6319YY	
		Polyurethane/Steel	1400	Roller	43PU80J+0419YY	44PU80J+0419YY	G, V
		Polyurethane/Steel	1400	Prec. Rad. Ball	43PU80JV6019YY	44PU80JV6019YY	
		Donut Tread Poly-U	1200	Precision w/ Top Hats	43RP80JK6319YY	44RP80JK6319YY	
		Solid Polyurethane	1000	Caged Roller	43SU80JL0919YY	44SU80JL0919YY	
		Heavy Solid Polyurethane	1500	Precision w/ Top Hats	43HU80JI6319YY	44HU80JI6319YY	
		Poly-U/Aluminum	1100	Roller	43PA80J+0419YY	44PA80J+0419YY	N, R
		EZ Rolling Crowned PU/Steel	1400	Roller	43SW80JU0419YY	44SW80JU0419YY	
		Semi Steel	1200	Roller	43SS80JS0419YY	44SS80JS0419YY	
		Heavy Duty Steel	1400	Roller	43HS80JS0419YY	44HS80JS0419YY	
		Ductile Steel	1500	Roller	43DS80JR0419YY	44DS80JR0419YY	
		Ductile Steel	1500	Precision w/ Top Hats	43DS60JR6319YY	44DS60JR6319YY	
		EZ Rolling Crowned Ductile Steel	1500	Roller	43CD80JR0419YY	44CD80JR0419YY	
		V-Groove	1400	Roller	43VG80JT0419YY	44VG80JT0419YY	
		Polyolefin	1000	Roller	43PO80JB0419YY	44PO80JB0419YY	
		Polyolefin	1000	Prec. Rad. Ball	43PO80JB6019YY	44PO80JB6019YY	
		Phenolic	1400	Roller	43PH80JB0419YY	44PH80JB0419YY	
		High-Temp Phenolic	1400	Roller	43HT80JQ0419YY	44HT80JQ0419YY	
		High-Temp Glass/Nylon	1400	Plain Bore	43GN80JQ8819YY	44GN80JQ8819YY	
		Nylon	900	Roller	43NY80JE0419YY	44NY80JE0419YY	
		Nylon	900	Prec. Rad. Ball	43NY80JE6019YY	44NY80JE6019YY	
		Glass-filled Nylon	1400	Roller	43MA80JB0419YY	44MA80JB0419YY	
		Glass-filled Nylon	1400	Pre. Rad. Ball	43MA80JB6019YY	44MA80JB6019YY	
	Glass-filled Nylon	1400	Precision w/ Top Hats	43MA80JB6319YY	44MA80JB6319YY		
	Poly-U/Glass-Nylon	1400	Roller	43MU80J+0419YY	44MU80J+0419YY	G, K	
	Poly-U/Glass-Nylon	1400	Pre. Rad. Ball	43MU80J+6019YY	44MU80J+6019YY	G, K	
	Poly-U/Glass-Nylon	1400	Precision w/ Top Hats	43MU80JG6319YY	44MU80JG6319YY		
	Donut Tread Poly-U/Aluminum	1000	Precision	43UA80JN6319YY	44UA80JN6319YY		
	2-1/2	Yoke Only			43XX80KZ8319YY	44XX80KZ8319YY	
		Rubber/Steel	800	Roller	43RS80KB0619YY	44RS80KB0619YY	
		Polyurethane/Steel	1500	Roller	43PU80KV0619YY	44PU80KV0619YY	
		Semi Steel	1500	Roller	43SS80KS0619YY	44SS80KS0619YY	
		Phenolic	1500	Roller	43PH80KB0619YY	44PH80KB0619YY	
		Semi Pneumatic	500	Ball	43SN80UC5319YY	44SN80UC5319YY	
10	2-1/2	Yoke Only			43XX10KZ8319YY	44XX10KZ8319YY	
		Rubber/Steel	900	Roller	43RS10KB0619YY	44RS10KB0619YY	
		Polyurethane/Steel	1500	Roller	43PU10KV0619YY	44PU10KV0619YY	
		Semi Steel	1500	Roller	43SS10KS0619YY	44SS10KS0619YY	
		Poly-U/Polyolefin	1500	Roller	43PP10KD0619YY	44PP10KD0619YY	
		Phenolic	1500	Roller	43PH10KB0619YY	44PH10KB0619YY	



51/52 SERIES - HEAVY DUTY DROP FORGED 1,600#

OPTIONS

- ◆ HEAVY DUTY HOT FORGED 1045 STEEL TOP PLATE AND YOKE
- ◆ DEEPLY GROOVED DOUBLE BALL BEARING RACEWAY
- ◆ HARDENED AND GROUND SPANNER BUSHING WITH GREASE HOLE AND GROOVE
- ◆ BRIGHT ZINC PLATED
- ◆ 1/4" DOUBLE WELD, ROUNDED EDGE STEEL LEGS
- ◆ 3/4" HEAT TREATED KINGPIN AND NUT
- ◆ 1/2" AXLE BOLT AND LOCK NUT
- ◆ BRAKES AVILABLE ON SWIVEL & RIGID CASTERS



Options available on swivel & rigid casters.

Wheel Diameter	Tread Width	Wheel Type	Load Cap.	Bearing	Swivel	Rigid	+Colors
4	2	Yoke Only			51ZZ40JZ8319YY	52ZZ40JZ8319YY	
		Rubber/Steel	300	Roller	51RS40JB0419YY	52RS40JB0419YY	
		Rubber/Aluminum	400	Roller	51RA40JB0419YY	52RA40JB0419YY	
		Rubber/Polyolefin	450	Roller	51TP40J+0419YY	52TP40J+0419YY	A, T, X, Y, Z
		Rubber/Polyolefin	450	Precision w/ Top Hats	51TP40JT6319YY	51TP40JT6319YY	
		Poly-U/Polyolefin	700	Roller	51PP40J+0419YY	52PP40J+0419YY	K, M, U, W
		Poly-U/Polyolefin	700	Precision w/ Top Hats	51PP40JM6319YY	52PP40JM6319YY	
		Polyurethane/Steel	700	Roller	51PU40J+0419YY	52PU40J+0419YY	G, V
		Polyurethane/Steel	700	Precision w/ Top Hats	51PU40JV6319YY	52PU40JV6319YY	
		Solid Polyurethane	700	Caged Roller	51SU40JL0919YY	52SU40JL0919YY	
		Heavy Duty Solid Poly-U	900	Precision w/ Top Hats	51HU40JI6319YY	52HU40JI6319YY	
		Poly-U/Aluminum	800	Roller	51PA40J+0419YY	52PA40J+0419YY	N, R
		EZ Rolling Crowned PU/Steel	700	Roller	51SW40JU0419YY	52SW40JU0419YY	
		Donut Tread Poly-U/Steel	600	Roller	51RP40JK0419YY	52RP40JK0419YY	
		Semi Steel	700	Roller	51SS40JS0419YY	52SS40JS0419YY	
		Heavy Duty Steel	900	Roller	51HS40JS0419YY	52HS40JS0419YY	
		Ductile Steel	1500	Roller	51DS40JR0419YY	52DS40JR0419YY	
		Ductile Steel	1500	Precision w/ Top Hats	51DS40JR6319YY	52DS40JR6319YY	
		EZRolling Crowned Ductile Steel	1500	Roller	51CD40JR0419YY	52CD40JR0419YY	
		V-Groove	1000	Roller	51VG40JT0419YY	52VG40JT0419YY	
		Ductile V-Groove	1500	Roller	51DV40JT0419YY	52DV40JT0419YY	
		Ductile V-Groove	1500	Precision w/ Top Hats	51DV40JT6319YY	52DV40JT6319YY	
		Polyolefin	450	Roller	51PO40JB0419YY	52PO40JB0419YY	
		Polyolefin	450	Prec. Rad. Ball	51PO40JB6019YY	52PO40JB6019YY	
		Phenolic	800	Roller	51PH40JB0419YY	52PH40JB0419YY	
		Glass-Filled Nylon	800	Roller	51MA40JB0419YY	52MA40JB0419YY	
		Glass-Filled Nylon	800	Prec. Rad. Ball	51MA40JB6019YY	52MA40JB6019YY	
		Glass-Filled Nylon	800	Precision w/ Top Hats	51MA40JB6319YY	52MA40JB6319YY	
		Poly-U/Glass-Nylon	800	Roller	51MU40J+0419YY	52MU40J+0419YY	G, K
		Poly-U/Glass-Nylon	800	Prec. Rad. Ball	51MU40J+6019YY	52MU40J+6019YY	G, K
		Poly-U/Glass-Nylon	800	Precision w/ Top Hats	51MU40JG6319YY	52MU40JG6319YY	
		Glass-Nylon V-Groove	800	Roller	51MV40JT0419YY	52MV40JT0419YY	
Glass-Nylon V-Groove	800	Prec. Rad. Ball	51MV40JT6019YY	52MV40JT6019YY			



51/52 SERIES - HEAVY DUTY DROP FORGED - 1,600#



Diameter	Overall Height	Swivel Radius
4	5-5/8	3-7/16
5	6-1/2	4-5/16
6	7-1/2	5-1/4
8	10-1/8	6-1/4
8	9-1/2 (Designated as 81)	6-1/4
10	11-1/2	7-1/4

Plates			
Plate	Size	Bolt Pattern	Mounting Bolt Dia.
19	4-1/2 x 6-1/4	2-7/16 x 4-15/16 to 3-3/8 x 5-1/4	1/2

Wheel Diameter	Tread Width	Wheel Type	Load Cap.	Bearing	Swivel	Rigid	+Colors
5	2	Yoke Only			51ZZ50JZ8319YY	52ZZ50JZ8319YY	
		Rubber/Steel	450	Roller	51RS50JB0419YY	52RS50JB0419YY	
		Rubber/Aluminum	500	Roller	51RA50JB0419YY	52RA50JB0419YY	
		Rubber/Polyolefin	500	Roller	51TP50J+0419YY	52TP50J+0419YY	A, T, X, Y, Z
		Rubber/Polyolefin	500	Prec. Rad. Ball	51TP50J+6019YY	52TP50J+6019YY	A, T, X, Y, Z
		Rubber/Polyolefin	500	Precision w/ Top Hats	51TP50JT6319YY	52TP50JT6319YY	
		Poly-U/Polyolefin	750	Roller	51PP50J+0419YY	52PP50J+0419YY	K, M, U, W
		Poly-U/Polyolefin	750	Prec. Rad. Ball	51PP50J+6019YY	52PP50J+6019YY	K, M, U, W
		Poly-U/Polyolefin	750	Precision w/ Top Hats	51PP50JM6319YY	52PP50JM6319YY	
		Polyurethane/Steel	1200	Roller	51PU50J+0419YY	52PU50J+0419YY	G, V
		Polyurethane/Steel	1200	Precision w/ Top Hats	51PU50JV6319YY	52PU50JV6319YY	
		Solid Polyurethane	800	Caged Roller	51SU50JL0919YY	52SU50JL0919YY	
		Heavy Solid Polyurethane	1000	Precision w/ Top Hats	51HU50JI6319YY	52HU50JI6319YY	
		Poly-U/Aluminum	900	Roller	51PA50J+0419YY	52PA50J+0419YY	N, R
		EZ Rolling Crowned PU/Steel	1000	Roller	51SW50JU0419YY	52SW50JU0419YY	
		Donut Tread Poly-U/Steel	800	Roller	51RP50JK0419YY	52RP50JK0419YY	
		Semi Steel	1000	Roller	51SS50JS0419YY	52SS50JS0419YY	
		Heavy Duty Steel	1000	Roller	51HS50JS0419YY	52HS50JS0419YY	
		Ductile Steel	1500	Roller	51DS50JR0419YY	52DS50JR0419YY	
		Ductile Steel	1500	Precision w/ Top Hats	51DS50JR6319YY	52DS50JR6319YY	
		EZ Rolling Crowned Ductile Steel	1500	Roller	51CD50JR0419YY	52CD50JR0419YY	
		V-Groove	1100	Roller	51VG50JT0419YY	52VG50JT0419YY	
		Polyolefin	650	Roller	51PO50JB0419YY	52PO50JB0419YY	
		Polyolefin	650	Prec. Rad. Ball	51PO50JB6019YY	52PO50JB6019YY	
		Phenolic	1000	Roller	51PH50JB0419YY	52PH50JB0419YY	
		Nylon	700	Roller	51NY50JE0419YY	52NY50JE0419YY	
		Nylon	700	Prec. Rad. Ball	51NY50JE6019YY	52NY50JE6019YY	
		Glass-Filled Nylon	1000	Roller	51MA50JB0419YY	52MA50JB0419YY	
		Glass-Filled Nylon	1000	Prec. Rad. Ball	51MA50JB6019YY	52MA50JB6019YY	
		Glass-Filled Nylon	1000	Precision w/ Top Hats	51MA50JB6319YY	52MA50JB6319YY	
Poly-U/Glass-Nylon	1000	Roller	51MU50J+0419YY	52MU50J+0419YY	G, K		
Poly-U/Glass-Nylon	1000	Prec. Rad. Ball	51MU50J+6019YY	52MU50J+6019YY	G, K		
Poly-U/Glass-Nylon	1000	Precision w/ Top Hats	51MU50JG6319YY	52MU50JG6319YY			





51/52 SERIES - HEAVY DUTY DROP FORGED - 1,600#

Wheel Diameter	Tread Width	Wheel Type	Load Cap.	Bearing	Swivel Part #	Rigid Part #	+Color	
6	2	Yoke Only			51ZZ60JZ8319YY	52ZZ60JZ8319YY		
		Rubber/Steel	500	Roller	51RS60JB0419YY	52RS60JB0419YY		
		Rubber/Aluminum	550	Roller	51RA60JB0419YY	52RA60JB0419YY		
		Balloon Cushion Rubber/Alum.	550	Roller	51BC60JZ0419YY	52BC60JZ0419YY		
		Balloon Cushion Rubber/Alum.	550	Precision w/ Top Hats	51BC60J+6319YY	52BC60J+6319YY	X, Z	
		Rubber/Polyolefin	550	Roller	51TP60J+0419YY	52TP60J+0419YY	A, T, X, Y, Z	
		Rubber/Polyolefin	550	Prec. Rad. Ball	51TP60J+0419YY	52TP60J+6019YY	A, T, X, Y, Z	
		Rubber/Polyolefin	550	Precision w/ Top Hats	51TP60JT6319YY	52TP60JT6319YY		
		Poly-U/Polyolefin	900	Roller	51PP60J+0419YY	52PP60J+0419YY	K, M, U, W	
		Poly-U/Polyolefin	900	Prec. Rad. Ball	51PP60J+6019YY	52PP60J+6019YY	K, M, U, W	
		Poly-U/Polyolefin	900	Precision w/ Top Hats	51PP60JM4619YY	52PP60JM4619YY		
		Polyurethane/Steel	1200	Roller	51PU60J+0419YY	52PU60J+0419YY	G, V	
		Polyurethane/Steel	1200	Precision w/ Top Hats	51PU60JV6319YY	52PU60JV6319YY		
		Donut Tread Poly-U	1000	Roller	51RP60JK0419YY	52RP60JK0419YY		
		Solid Polyurethane	1200	Caged Roller	51SU60JL0919YY	52SU60JL0919YY		
		Heavy Solid Polyurethane	1200	Precision	51HU60JI6319YY	52HU60JI6319YY		
		Poly-U/Aluminum	1000	Roller	51PA60J+0419YY	52PA60J+0419YY	N, R	
		EZ Rolling Crowned PU/Steel	1400	Roller	51SW60JU0419YY	52SW60JU0419YY		
		EZ Rolling Crowned PU/Steel	1400	Precision w/ Top Hats	51SW60JU6319YY	52SW60JU6319YY		
		Semi Steel	1200	Roller	51SS60JS0419YY	52SS60JS0419YY		
		Heavy Duty Steel	1400	Roller	51HS60JS0419YY	52HS60JS0419YY		
		Ductile Steel	1600	Roller	51DS60JR0419YY	52DS60JR0419YY		
		Ductile Steel	1600	Precision w/ Top Hats	51DS60JR6319YY	52DS60JR6319YY		
		EZ Rolling Crowned Ductile Steel	1600	Roller	51CD60JR0419YY	52CD60JR0419YY		
		V-Groove	1200	Roller	51VG60JT0419YY	52VG60JT0419YY		
		Ductile V-Groove	2000	Roller	51DV60JT0419YY	52DV60JT0419YY		
		Ductile V-Groove	2000	Precision w/ Top Hats	51DV60JT6319YY	52DV60JT6319YY		
		Polyolefin	750	Roller	51PO60JB0419YY	52PO60JB0419YY		
		Polyolefin	750	Prec. Rad. Ball	51PO60JB6019YY	52PO60JB6019YY		
		Phenolic	1200	Roller	51PH60JB0419YY	52PH60JB0419YY		
		High-Temp Phenolic	1200	Roller	51HT60JQ0419YY	52HT60JQ0419YY		
		High-Temp Glass/Nylon	1200	Plain Bore	51GN60JQ8819YY	52GN60JQ8819YY		
		Nylon	800	Roller	51NY60JE0419YY	52NY60JE0419YY		
	Nylon	800	Prec. Rad. Ball	51NY60JE6019YY	52NY60JE6019YY			
	Glass-filled Nylon	1200	Roller	51MA60JB0419YY	52MA60JB0419YY			
	Glass-filled Nylon	1200	Prec. Rad. Ball	51MA60JB6019YY	52MA60JB6019YY			
	Glass-filled Nylon	1200	Precision w/ Top Hats	51MA60JB6319YY	52MA60JB6319YY			
	Poly-U/Glass-Nylon	1200	Roller	51MU60J+0419YY	52MU60J+0419YY	G, K		
	Poly-U/Glass-Nylon	1200	Prec. Rad. Ball	51MU60J+6019YY	52MU60J+6019YY	G, K		
	Poly-U/Glass-Nylon	1200	Precision w/ Top Hats	51MU60JG6319YY	52MU60JG6319YY			
	Glass-Nylon V-Groove	1200	Roller	51MV60JT0419YY	52MV60JT0419YY			
	Glass-Nylon V-Groove	1200	Delrin	51MV60JT1119YY	52MV60JT1119YY			
	Donut Tread Poly-U/Aluminum	900	Precision	51UA60JN6319YY	52UA60JN6319YY			
	2-1/2	Yoke Only				51ZZ60KZ8319YY	52ZZ60KZ8319YY	
		Rubber/Steel	600	Roller	51RS60KB0619YY	52RS60KB0619YY		
Polyurethane/Steel		1600	Roller	51PU60KV0619YY	52PU60KV0619YY			
Semi Steel		1600	Roller	51SS60KS0619YY	52SS60KS0619YY			
Phenolic		1600	Roller	51PH60KB0619YY	52PH60KB0619YY			

51/52 SERIES - HEAVY DUTY DROP FORGED - 1,600#



Wheel Diameter	Tread Width	Wheel Type	Load Cap.	Bearing	Swivel Part #	Rigid Part #	+Color	
8	2	Yoke Only			51ZZ80JZ8319YY	52ZZ80JZ8319YY		
		Rubber/Steel	600	Roller	51RS80JB0419YY	52RS80JB0419YY		
		Rubber/Aluminum	600	Roller	51RA80JB0419YY	52RA80JB0419YY		
		Balloon Cushion Rubber/Alum.	600	Roller	51BC80J+0419YY	52BC80J+0419YY	X, Z	
		Balloon Cushion Rubber/Alum.	600	Ball	51BC80JZ5319YY	52BC80JZ5319YY		
		Rubber/Polyolefin	600	Roller	51TP80J+0419YY	52TP80J+0419YY	A, T, X, Y, Z	
		Rubber/Polyolefin	600	Prec. Rad. Ball	51TP80J+6019YY	52TP80J+6019YY	A, T, X, Y, Z	
		Rubber/Polyolefin	600	Precision w/ Top Hats	51TP80JT6319YY	52TP80JT6319YY		
		Poly-U/Polyolefin	950	Roller	51PP80J+0419YY	52PP80J+0419YY	K, M, U, W	
		Poly-U/Polyolefin	950	Prec. Rad. Ball	51PP80J+6019YY	52PP80J+6019YY	K, M, U, W	
		Poly-U/Polyolefin	950	Precision w/ Top Hats	51PP80JM6319YY	52PP80JM6319YY		
		Polyurethane/Steel	1400	Roller	51PU80J+0419YY	52PU80J+0419YY	G, V	
		Polyurethane/Steel	1400	Prec. Rad. Ball	51PU80JV6019YY	52PU80JV6019YY		
		Donut Tread Poly-U	1200	Precision w/ Top Hats	51RP80JK6319YY	52RP80JK6319YY		
		Solid Polyurethane	1000	Caged Roller	51SU80JL0919YY	52SU80JL0919YY		
		Heavy Solid Polyurethane	1400	Precision w/ Top Hats	51HU80JI6319YY	52HU80JI6319YY		
		Poly-U/Aluminum	1100	Roller	51PA80J+0419YY	52PA80J+0419YY	N, R	
		EZ Rolling Crowned PU/Steel	1400	Roller	51SW80JU0419YY	52SW80JU0419YY		
		Semi Steel	1400	Roller	51SS80JS0419YY	52SS80JS0419YY		
		Heavy Duty Steel	1400	Roller	51HS80JS0419YY	52HS80JS0419YY		
		Ductile Steel	1600	Roller	51DS80JR0419YY	52DS80JR0419YY		
		Ductile Steel	1600	Precision w/ Top Hats	51DS80JR6319YY	52DS80JR6319YY		
		EZ Rolling Crowned Ductile Steel	1600	Roller	51CD80JR0419YY	52CD80JR0419YY		
		V-Groove	1400	Roller	51VG80JT0419YY	52VG80JT0419YY		
		Polyolefin	1000	Roller	51PO80JB0419YY	52PO80JB0419YY		
		Polyolefin	1000	Prec. Rad. Ball	51PO80JB6019YY	52PO80JB6019YY		
		Phenolic	1400	Roller	51PH80JB0419YY	52PH80JB0419YY		
		High-Temp Phenolic	1400	Roller	51HT80JQ0419YY	52HT80JQ0419YY		
		High-Temp Glass/Nylon	1400	Plain Bore	51GN80JQ8819YY	52GN80JQ8819YY		
		Nylon	900	Roller	51NY80JE0419YY	52NY80JE0419YY		
		Nylon	900	Prec. Rad. Ball	51NY80JE6019YY	52NY80JE6019YY		
		Glass-filled Nylon	1400	Roller	51MA80JB0419YY	52MA80JB0419YY		
		Glass-filled Nylon	1400	Prec. Rad. Ball	51MA80JB6019YY	52MA80JB6019YY		
		Glass-filled Nylon	1400	Precision w/ Top Hats	51MA80JB6319YY	52MA80JB6319YY		
		Poly-U/Glass-Nylon	1400	Roller	51MU80J+0419YY	52MU80J+0419YY	G, K	
		Poly-U/Glass-Nylon	1400	Prec. Rad. Ball	51MU80J+6019YY	52MU80J+6019YY	G, K	
		Poly-U/Glass-Nylon	1400	Precision w/ Top Hats	51MU80JG6319YY	52MU80JG6319YY		
		Glass-Nylon V-Groove	1400	Roller	51MV80JT0419YY	52MV80JT0419YY		
		Glass-Nylon V-Groove	1400	Delrin	51MV80JT1119YY	52MV80JT1119YY		
		Donut Tread Poly-U/Aluminum	1000	Precision	51UA80JN6319YY	52UA80JN6319YY		
		2-1/2	Yoke Only			51ZZ80KZ8319YY	52ZZ80KZ8319YY	
			Rubber/Steel	800	Roller	51RS80KB0619YY	52RS80KB0619YY	
			Polyurethane/Steel	1600	Roller	51PU80KV0619YY	52PU80KV0619YY	
			Semi Steel	1600	Roller	51SS80KS0619YY	52SS80KS0619YY	
Phenolic	1600		Roller	51PH80KB0619YY	52PH80KB0619YY			
Semi Pneumatic	500		Ball	51SN80UC5319YY	52SN80UC5319YY			
10	2-1/2	Yoke Only			51ZZ10KZ8319YY	52ZZ80KZ8319YY		
		Rubber/Steel	900	Roller	51RS10KB0619YY	52RS80KB0619YY		
		Polyurethane/Steel	1600	Roller	51PU10KV0619YY	52PU10KV0619YY		
		Semi Steel	1600	Roller	51SS10KS0619YY	52SS10KS0619YY		
		Phenolic	1600	Roller	51PH10KB0619YY	52PH10KB0619YY		



- ◆ HEAVY DUTY COLD FORGED STEEL TOP PLATE AND YOKE BASE
- ◆ LARGE DIAMETER DOUBLE BALL BEARING RACEWAY
- ◆ RACEWAY AND TOP PLATE HEAT TREATED FOR LONG WEAR AND ADDED STRENGTH
- ◆ BRIGHT ZINC PLATED
- ◆ 3/8" DOUBLE WELD, ROUNDED EDGE STEEL LEGS
- ◆ 3/4" HEAT TREATED KINGPIN AND NUT
- ◆ 3/4" AXLE BOLT AND LOCK NUT
- ◆ HARDENED AND GROUND SPANNER BUSHING WITH GREASE HOLE AND GROOVE
- ◆ GREASE FITTING IN YOKE BASE


APPLICATIONS

- ◆ HEAVY DUTY PLATFORM TRUCKS
- ◆ WELDING TABLES
- ◆ TRASH CONTAINERS
- ◆ PARTS BINS
- ◆ HEAVY DUTY PRODUCTION FIXTURES
- ◆ STEEL HANDLING CARTS



Diameter	Overall Height	Swivel Radius
5	6-1/2	4-3/4
6	7-1/2	5-1/4
8	10-1/8	6-1/4
10	11-1/2	7-1/4


OPTIONS



4-Position Lock (Weld)

P


Plates			
Plate	Size	Bolt Pattern	Mounting Bolt Dia.
19	4-1/2 x 6-1/4	2-7/16 x 4-15/16 to 3-3/8 x 5-1/4	1/2



81/82 SERIES - HEAVY DUTY COLD FORGED - 1,800#



Wheel Diameter	Tread Width	Wheel Type	Load Cap.	Bearing	Swivel	Rigid	+Color
5	2-1/2	Yoke Only			81ZZ50KZ8819YY	82ZZ50KZ8819YY	
		Polyurethane/Steel	1300	Roller	81PU50KG2319YY	82PU50KG2319YY	
		Ductile Steel	1800	Roller	81DS50KR2319YY	82DS50KR2319YY	
6	2-1/2	Yoke Only			81ZZ60KZ8819YY	82ZZ60KZ8819YY	
		Rubber/Steel	700	Roller	81RS60KB2319YY	82RS60KB2319YY	
		Rubber/Steel	700	Tapered	81RS60KB7019YY	82RS60KB7019YY	
		Rubber/Polyolefin	700	Roller	81TP60K+2319YY	82TP60K+2319YY	A, I
		Poly-U/Polyolefin	1000	Roller	81PP60KM2319YY	82PP60KM2319YY	
		Polyurethane/Steel	1600	Roller	81PU60K+2319YY	82PU60K+2319YY	G, V
		EZ Rolling Crowned PU/Steel	1600	Roller	81SW60KU2319YY	82SW60KU2319YY	
		EZ Rolling Crowned PU/Steel	1600	Tapered	81SW60KU7019YY	82SW60KU7019YY	
		Heavy Duty Solid	1800	Precision w/ Top Hats	81HU60KI6319YY	82HU60KI6319YY	
		Semi Steel	1800	Roller	81SS60KS2319YY	82SS60KS2319YY	
		Ductile Steel	1800	Roller	81DS60KR2319YY	82DS60KR2319YY	
		Ductile Steel	1800	Tapered	81DS60KR7019YY	82DS60KR7019YY	
		EZ Rolling Crowned Ductile Steel	1800	Roller	81CD60KR2319YY	82CD60KR2319YY	
		EZ Rolling Crowned Ductile Steel	1800	Tapered	81CD60KR7019YY	82CD60KR7019YY	
		V-Groove	1800	Roller	81VG60KT2319YY	82VG60KT2319YY	
		Ductile V-Groove	1800	Roller	81DV60KT2319YY	82DV60KT2319YY	
		Ductile V-Groove	1800	Tapered	81DV60KT7019YY	82DV60KT7019YY	
Phenolic	1600	Roller	81PH60KB2319YY	82PH60KB2319YY			
8	2-1/2	Yoke Only			81ZZ80KZ8819YY	82ZZ80KZ8819YY	
		Rubber/Steel	850	Roller	81RS80KB2319YY	82RS80KB2319YY	
		Rubber/Steel	820	Tapered	81RS80KB7019YY	82RS80KB7019YY	
		Rubber/Polyolefin	750	Roller	81TP80K+2319YY	82TP80K+2319YY	A, I
		Polyurethane/Steel	1800	Roller	81PU80K+2319YY	82PU80K+2319YY	G, V
		EZ Rolling Crowned PU/Steel	1800	Roller	81SW80KU2319YY	82SW80KU2319YY	
		EZ Rolling Crowned PU/Steel	1800	Tapered	81SW80KU7019YY	82SW80KU7019YY	
		Heavy Duty Solid Poly-U	1800	Precision w/ Top Hats	81HU80KI6319YY	82HU80KI6319YY	
		Semi Steel	1800	Roller	81SS80KS2319YY	82SS80KS2319YY	
		Ductile Steel	1800	Roller	81DS80KR2319YY	82DS80KR2319YY	
		Ductile Steel	1800	Tapered	81DS80KR7019YY	82DS80KR7019YY	
		EZ Rolling Crowned Ductile Steel	1800	Roller	81CD80KR2319YY	82CD80KR2319YY	
		EZ Rolling Crowned Ductile Steel	1800	Tapered	81CD80KR7019YY	82CD80KR7019YY	
		Poly-U/Polyolefin	1300	Roller	81PP80KM2319YY	82PP80KM2319YY	
		V-Groove	1800	Roller	81VG80KT2319YY	82VG80KT2319YY	
		Ductile V-Groove	1800	Roller	81DV80KT2319YY	82DV80KT2319YY	
		Ductile V-Groove	1800	Tapered	81DV80KT7019YY	82DV80KT7019YY	
Phenolic	1800	Roller	81PH80KB2319YY	82PH80KB2319YY			
10	2-1/2	Yoke Only	900		81ZZ10KZ8819YY	82ZZ10KZ8819YY	
		Rubber/Steel	900	Roller	81RS10KB2319YY	82RS10KB2319YY	
		Rubber/Steel	1800	Tapered	81RS10KB7019YY	82RS10KB7019YY	
		Rubber/Polyolefin	1000	Roller	81TP10K+2319YY	82TP10K+2319YY	A, I
		Polyurethane/Steel	1800	Roller	81PU10K+2319YY	82PU10K+2319YY	G, V
		EZ Rolling Crowned PU/Steel	1800	Roller	81SW10KU2319YY	82SW10KU2319YY	
		EZ Rolling Crowned PU/Steel	1800	Tapered	81SW10KU7019YY	82SW10KU7019YY	
		Semi Steel	1800	Roller	81SS10KS2319YY	82SS10KS2319YY	
		Ductile Steel	1800	Roller	81DS10KR2319YY	82DS10KR2319YY	
		Ductile Steel	1800	Tapered	81DS10KR7019YY	82DS10KR7019YY	
		Poly-U/Polyolefin	1500	Roller	81PP10KM2319YY	82PP10KM2319YY	
		Phenolic	1800	Roller	81PH10KB2319YY	82PH10KB2319YY	

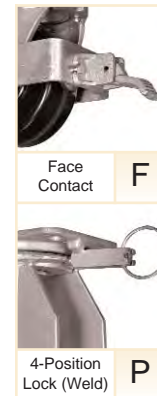




53/54 SERIES - HEAVY DUTY DROP FORGED - 2,000#

- ◆ HEAVY DUTY HOT FORGED 1045 STEEL TOP PLATE AND YOKE
- ◆ DEEPLY GROOVED DOUBLE BALL BEARING RACEWAY
- ◆ BRIGHT ZINC PLATED
- ◆ 3/8" DOUBLE WELD, ROUNDED EDGE STEEL LEGS
- ◆ 3/4" HEAT TREATED KINGPIN AND NUT
- ◆ 3/4" AXLE BOLT AND LOCK NUT
- ◆ HARDENED AND GROUND SPANNER BUSHING WITH GREASE HOLE AND GROOVE
- ◆ GREASE FITTING IN YOKE BASE

OPTIONS



APPLICATIONS


- ◆ PLATFORM TRUCKS AND TRANSPORT DOLLIES
- ◆ PARTS BINS, STORAGE RACKS, & TEXTILE CARTS
- ◆ CONVEYOR SYSTEMS
- ◆ WAREHOUSING & FREIGHT TERMINAL DOLLIES
- ◆ GROUND SUPPORT EQUIPMENT



Diameter	Overall Height	Swivel Radius
5	6-1/2	4-1/4
6	7-1/2	4-1/2
8	10-1/8	6-1/4
10	11-1/2	7-1/2
12	13-1/2	9

Plates			
Plate	Size	Bolt Pattern	Mounting Bolt Dia.
19	4-1/2 x 6-1/4	2-7/16 x 4-15/16 to 3-3/8 x 5-1/4	1/2

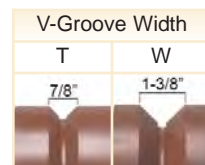
Wheel Diameter	Tread Width	Wheel Type	Load Cap.	Bearing	Swivel	Rigid	+Color
5	2-1/2	Yoke Only			53ZZ50KZ8819YY	54ZZ50KZ8819YY	
		Polyurethane/Steel	1300	Roller	53PU50KG2319YY	54PU50KG2319YY	
		Ductile Steel	2000	Roller	53DS50KR2319YY	54DS50KR2319YY	
6	2-1/2	Yoke Only			53ZZ60KZ8819YY	54ZZ60KZ8819YY	
		Rubber/Steel	700	Roller	53RS60KB2319YY	54RS60KB2319YY	
		Rubber/Steel	700	Tapered	53RS60KB7019YY	54RS60KB7019YY	
		Rubber/Polyolefin	700	Roller	53TP60K+2319YY	54TP60K+2319YY	A, I
		Poly-U/Polyolefin	700	Roller	53PP60KM2319YY	54PP60KM2319YY	
		Polyurethane/Steel	1600	Roller	53PU60K+2319YY	54PU60K+2319YY	G, V
		EZ Rolling Crowned PU/Steel	1600	Roller	53SW60KU2319YY	54SW60KU2319YY	
		EZ Rolling Crowned PU/Steel	1600	Tapered	53SW60KU7019YY	54SW60KU7019YY	
		Heavy Duty Solid Poly-U	2000	Precision	53HU60JI6519YY	54HU60JI6519YY	
		Semi Steel	1800	Roller	53SS60KS2319YY	54SS60KS2319YY	
		Ductile Steel	2000	Roller	53DS60KR2319YY	54DS60KR2319YY	
		Ductile Steel	2000	Tapered	53DS60KR7019YY	54DS60KR7019YY	
		EZ Rolling Crowned Ductile Steel	2000	Roller	53CD60KR2319YY	54CD60KR2319YY	
		EZ Rolling Crowned Ductile Steel	2000	Tapered	53CD60KR7019YY	54CD60KR7019YY	
		V-Groove	2000	Roller	53VG60KT2319YY	54VG60KT2319YY	
Ductile V-Groove	2000	Roller	53DV60KT2319YY	54DV60KT2319YY			
Ductile V-Groove	2000	Tapered	53DV60KT7019YY	54DV60KT7019YY			
Phenolic	1600	Roller	53PH60KB2319YY	54PH60KB2319YY			



53/54 SERIES - HEAVY DUTY DROP FORGED - 2,000#

Wheel Diameter	Tread Width	Wheel Type	Load Cap.	Bearing	Swivel	Rigid	+Color		
6 (Cont.)	2-1/2	Yoke Only*			53ZZ60LZ8819YY	54ZZ60LZ8819YY			
		Rubber/Steel	700	Tapered	53RS60QB7019YY	54RS60QB7019YY			
		Polyurethane/Steel	1600	Roller	53PU60Q+2419YY	54PU60Q+2419YY	G, V		
		EZ Rolling Crowned PU/Steel	1600	Roller	53SW60QU2419YY	54SW60QU2419YY			
		EZ Rolling Crowned PU/Steel	1600	Tapered	53SW60QU7019YY	54SW60QU7019YY			
		Semi Steel	1800	Roller	53SS60QS2419YY	54SS60QS2419YY			
		Ductile Steel	2000	Roller	53DS60QR2419YY	54DS60QR2419YY			
		Ductile Steel	2000	Tapered	53DS60QR7019YY	54DS60QR7019YY			
		EZRolling Crowned Ductile Steel	2000	Roller	53CD60QR2419YY	54CD60QR2419YY			
		V-Groove	2000	Roller	53VG60QT2419YY	54VG60QT2419YY			
		Ductile V-Groove	2000	Roller	53DV60QT2419YY	54DV60QT2419YY			
		Phenolic	1600	Roller	53PH60QB2419YY	54PH60QB2419YY			
	3	2-1/2	Yoke Only			53ZZ60LZ8819YY	54ZZ60LZ8819YY		
			Rubber/Steel	750	Roller	53RS60LB2419YY	54RS60LB2419YY		
			Rubber/Steel	750	Tapered	53RS60LB7019YY	54RS60LB7019YY		
			Rubber/Polyolefin	800	Roller	53TP60LI2419YY	54TP60LI2419YY		
			Poly-U/Polyolefin	800	Roller	53PP60LM2419YY	54PP60LM2419YY		
			Polyurethane/Steel	2000	Roller	53PU60L+2419YY	54PU60L+2419YY	G, V	
			EZ Rolling Crowned PU/Steel	2000	Roller	53SW60LU2419YY	54SW60LU2419YY		
			EZ Rolling Crowned PU/Steel	2000	Tapered	53SW60LU7019YY	54SW60LU7019YY		
			Heavy Duty PU/Steel	2000	Roller	53EX60LG2419YY	54EX60LG2419YY		
			Heavy Duty PU/Steel	2000	Tapered	53EX60LG7019YY	54EX60LG7019YY		
			Heavy Duty PU/Steel	2000	Precision w/ Top Hats	53EX60LG6519YY	54EX60LG6519YY		
			Semi Steel	2000	Roller	53SS60LS2419YY	54SS60LS2419YY		
		Ductile Steel	2000	Roller	53DS60LR2419YY	54DS60LR2419YY			
		Ductile Steel	2000	Tapered	53DS60LR7019YY	54DS60LR7019YY			
		Ductile Steel	2000	Precision w/ Top Hats	53DS60LR6519YY	54DS60LR6519YY			
		EZRolling Crowned Ductile Steel	2000	Roller	53CD60LR2419YY	54CD60LR2419YY			
		EZRolling Crowned Ductile Steel	2000	Tapered	53CD60LR7019YY	54CD60LR7019YY			
		V-Groove	2000	Roller	53VG60L+2419YY	54VG60L+2419YY	T, W		
		Ductile V-Groove	2000	Roller	53DV60L+2419YY	54DV60L+2419YY	T, W		
		Ductile V-Groove	2000	Tapered	53DV60L+7019YY	54DV60L+7019YY	T, W		
		Ductile V-Groove	2000	Precision w/ Top Hats	53DV60L+6319YY	54DV60L+6319YY	T, W		
		Phenolic	2000	Roller	53PH60LB2419YY	54PH60LB2419YY			
		8	2-1/2	Yoke Only			53ZZ80KZ8819YY	54ZZ80KZ8819YY	
				Rubber/Steel	850	Roller	53RS80KB2319YY	54RS80KB2319YY	
Rubber/Steel	850			Tapered	53RS80KB7019YY	54RS80KB7019YY			
Rubber/Polyolefin	750			Roller	53TP80K+2319YY	54TP80K+2319YY	A, Y		
Poly-U/Polyolefin	750			Roller	53PP80KM2319YY	54PP80KM2319YY			
Polyurethane/Steel	2000			Roller	53PU80K+2319YY	54PU80K+2319YY	G, V		
EZ Rolling Crowned PU/Steel	2000			Roller	53SW80KU2319YY	54SW80KU2319YY			
EZ Rolling Crowned PU/Steel	2000			Tapered	53SW80KU7019YY	54SW80KU7019YY			
Heavy Duty Solid Poly-U	2000			Precision	53HU80KI6519YY	54HU80KI6519YY			
Semi Steel	1900			Roller	53SS80KS2319YY	54SS80KS2319YY			
Ductile Steel	2000			Roller	53DS80KR2319YY	54DS80KR2319YY			
Ductile Steel	2000			Tapered	53DS80KR7019YY	54DS80KR7019YY			
EZRolling Crowned Ductile Steel	2000		Roller	53CD80KR2319YY	54CD80KR2319YY				
EZRolling Crowned Ductile Steel	2000		Tapered	53CD80KR7019YY	54CD80KR7019YY				
V-Groove	2000		Roller	53VG80KT2319YY	54VG80KT2319YY				
Ductile V-Groove	2000		Roller	53DV80KT2319YY	54DV80KT2319YY				
Ductile V-Groove	2000		Tapered	53DV80KT7019YY	54DV80KT7019YY				
Phenolic	2000		Roller	53PH80KB2319YY	54PH80KB2319YY				

*3-1/4 Hub Length





53/54 SERIES - HEAVY DUTY DROP FORGED - 2,000#

Wheel Diameter	Tread Width	Wheel Type	Load Cap.	Bearing	Swivel	Rigid	+Color	
8 (Cont.)	2-1/2	Yoke Only*			53ZZ80LZ8819YY	54ZZ80LZ8819YY		
		Rubber/Steel	700	Roller	53RS80QB2419YY	54RS80QB2419YY		
		Polyurethane/Steel	1600	Roller	53PU80Q+2419YY	54PU80Q+2419YY	G, V	
		EZ Rolling Crowned PU/Steel	1600	Roller	53SW80QU2419YY	54SW80QU2419YY		
		EZ Rolling Crowned PU/Steel	1600	Tapered	53SW80QU7019YY	54SW80QU7019YY		
		Semi Steel	1800	Roller	53SS80QS2419YY	54SS80QS2419YY		
		Ductile Steel	2000	Roller	53DS80QR2419YY	54DS80QR2419YY		
		Ductile Steel	2000	Tapered	53DS80QR7019YY	54DS80QR7019YY		
		EZ Rolling Crowned Ductile Steel	2000	Roller	53CD80QR2419YY	54CD80QR2419YY		
		V-Groove	2000	Roller	53VG80QT2419YY	54VG80QT2419YY		
		Ductile V-Groove	2000	Roller	53DV80QT2419YY	54DV80QT2419YY		
		Ductile V-Groove	2000	Tapered	53DV80QT7019YY	54DV80QT7019YY		
	Phenolic	1600	Roller	53PH80QB2419YY	54PH80QB2419YY			
	3		Yoke Only			53ZZ80LZ8819YY	54ZZ80LZ8819YY	
			Rubber/Steel	750	Roller	53RS80LB2419YY	54RS80LB2419YY	
			Rubber/Steel	750	Tapered	53RS80LB7019YY	54RS80LB7019YY	
			Rubber/Polyolefin	850	Roller	53TP80L+2419YY	54TP80L+2419YY	A, I
			Rubber/Polyolefin	850	Prec. Rad. Ball	53TP80L+6919YY	54TP80L+6919YY	A, I
			Poly-U/Polyolefin	1200	Roller	53PP80LM2419YY	54PP80LM2419YY	
			Poly-U/Polyolefin	1200	Prec. Rad. Ball	53PP80LM6919YY	54PP80LM6919YY	
			Polyurethane/Steel	2000	Roller	53PU80L+2419YY	54PU80L+2419YY	G, V
			Polyurethane/Steel	2000	Precision w/ Top Hats	53PU80LG6519YY	54PU80LG6519YY	
			EZ Rolling Crowned PU/Steel	2000	Roller	53SW80LU2419YY	54SW80LU2419YY	
			EZ Rolling Crowned PU/Steel	2000	Tapered	53SW80LU7019YY	54SW80LU7019YY	
			Heavy Duty PU/Steel	2000	Roller	53EX80LG2419YY	54EX80LG2419YY	
		Heavy Duty PU/Steel	2000	Tapered	53EX80LG7019YY	54EX80LG7019YY		
		Heavy Duty PU/Steel	2000	Precision w/ Top Hats	53EX80LG6519YY	54EX80LG6519YY		
		Semi Steel	2000	Roller	53SS80LS2419YY	54SS80LS2419YY		
		Ductile Steel	2000	Roller	53DS80LR2419YY	54DS80LR2419YY		
		Ductile Steel	2000	Tapered	53DS80LR7019YY	54DS80LR7019YY		
		Ductile Steel	2000	Precision w/ Top Hats	53DS80LR6519YY	54DS80LR6519YY		
		EZ Rolling Crowned Ductile Steel	2000	Roller	53CD80LR2419YY	54CD80LR2419YY		
		EZ Rolling Crowned Ductile Steel	2000	Tapered	53CD80LR7019YY	54CD80LR7019YY		
		V-Groove	2000	Roller	53VG80L+2419YY	54VG80L+2419YY	T, W	
		Ductile V-Groove	2000	Roller	53DV80L+2419YY	54DV80L+2419YY	T, W	
		Ductile V-Groove	2000	Tapered	53DV80L+7019YY	54DV80L+7019YY	T, W	
Phenolic		2000	Roller	53PH80LB2419YY	54PH80LB2419YY			
10	2-1/2	Yoke Only			53ZZ10KZ8819YY	54ZZ10KZ8819YY		
		Rubber/Steel	950	Roller	53RS10KB2319YY	54RS10KB2319YY		
		Rubber/Polyolefin	1000	Roller	53TP10K+2319YY	54TP10K+2319YY	A, Y	
		Poly-U/Polyolefin	1200	Roller	53PP10KM2319YY	54PP10KM2319YY		
		Polyurethane/Steel	2000	Roller	53PU10K+2319YY	54PU10K+2319YY	G, V	
		EZ Rolling Crowned PU/Steel	2000	Roller	53SW10KU2319YY	54SW10KU2319YY		
		Semi Steel	2000	Roller	53SS10KS2319YY	54SS10KS2319YY		
		Phenolic	2000	Roller	53PH10KB2319YY	54PH10KB2319YY		
	2-1/2	Yoke Only*			53ZZ10LZ8819YY	54ZZ10LZ8819YY		
		Rubber/Steel	950	Roller	53RS10QB2419YY	54RS10QB2419YY		
		Rubber/Steel	950	Tapered	53RS10QB7019YY	54RS10QB7019YY		
		Polyurethane/Steel	2000	Roller	53PU10Q+2419YY	54PU10Q+2419YY	G, V	
		EZ Rolling Crowned PU/Steel	2000	Roller	53SW10QU2419YY	54SW10QU2419YY		
		EZ Rolling Crowned PU/Steel	2000	Tapered	53SW10QU7019YY	54SW10QU7019YY		
		Semi Steel	2000	Roller	53SS10QS2419YY	54SS10QS2419YY		
		Phenolic	2000	Roller	53PH10QB2419YY	54PH10QB2419YY		
		Semi Pneumatic	550	Ball	53SN10UC5319YY	54SN10UC5319YY		

*3-1/4 Hub Length

53/54 SERIES - HEAVY DUTY DROP FORGED - 2,000#



Wheel Diameter	Tread Width	Wheel Type	Load Cap.	Bearing	Swivel	Rigid	+Color
10 (Cont.)	3	Yoke Only			53ZZ10LZ8819YY	54ZZ10LZ8819YY	
		Rubber/Steel	1000	Roller	53RS10LB2419YY	54RS10LB2419YY	
		Rubber/Steel	1000	Tapered	53RS10LB7019YY	54RS10LB7019YY	
		Rubber/Polyolefin	1300	Roller	53TP10L+2419YY	54TP10L+2419YY	A, I
		Rubber/Polyolefin	1300	Prec. Rad. Ball	53TP10L+6919YY	54TP10L+6919YY	A, I
		Poly-U/Polyolefin	1300	Roller	53PP10LM2419YY	54PP10LM6919YY	
		Poly-U/Polyolefin	1300	Prec. Rad. Ball	53PP10LM6919YY	54PP10LM2419YY	
		Polyurethane/Steel	2000	Roller	53PU10L+2419YY	54PU10L+2419YY	G, V
		Polyurethane/Steel	2000	Precision w/ Top Hats	53PU10LG6519YY	54PU10LG6519YY	
		EZ Rolling Crowned PU/Steel	2000	Roller	53SW10LU2419YY	54SW10LU2419YY	
		EZ Rolling Crowned PU/Steel	2000	Tapered	53SW10LU7019YY	54SW10LU7019YY	
		Heavy Duty PU/Steel	2000	Roller	53EX10LG2419YY	54EX10LG2419YY	
		Heavy Duty PU/Steel	2000	Tapered	53EX10LG7019YY	54EX10LG7019YY	
		Heavy Duty PU/Steel	2000	Precision w/ Top Hats	53EX10LG6519YY	54EX10LG6519YY	
		Semi Steel	2000	Roller	53SS10LS2419YY	54SS10LS2419YY	
		Ductile Steel	2000	Roller	53DS10LR2419YY	54DS10LR2419YY	
		Ductile Steel	2000	Tapered	53DS10LR7019YY	54DS10LR7019YY	
		Ductile Steel	2000	Precision w/ Top Hats	53DS10LR6519YY	54DS10LR6519YY	
		EZ Rolling Crowned Ductile Steel	2000	Roller	53CD10LR2419YY	54CD10LR2419YY	
		EZ Rolling Crowned Ductile Steel	2000	Tapered	53CD10LR7019YY	54CD10LR7019YY	
		V-Groove	2000	Roller	53VG10L+2419YY	54VG10L+2419YY	T, W
		Ductile V-Groove	2000	Roller	53DV10L+2419YY	54DV10L+2419YY	T, W
		Ductile V-Groove	2000	Tapered	53DV10L+7019YY	54DV10L+7019YY	T, W
Ductile V-Groove	2000	Precision w/ Top Hats	53DV10LT6519YY	54DV10LT6519YY			
Phenolic	2000	Roller	53PH10LB2419YY	54PH10LB2419YY			
12	2-1/2	Yoke Only*			53ZZ12LZ8819YY	54ZZ12LZ8819YY	
		Rubber/Steel	1000	Roller	53RS12QB2419YY	54RS12QB2419YY	
		Polyurethane/Steel	2000	Roller	53PU12Q+2419YY	54PU12Q+2419YY	G, V
		EZ Rolling Crowned PU/Steel	2000	Roller	53SW12QU2419YY	54SW12QU2419YY	
		Semi Steel	2000	Roller	53SS12QS2419YY	54SS12QS2419YY	
		Phenolic	2000	Roller	53PH12QB2419YY	54PH12QB2419YY	
	3	Yoke Only			53ZZ12LZ8819YY	54ZZ12LZ8819YY	
		Rubber/Steel	1200	Roller	53RS12LB2419YY	54RS12LB2419YY	
		Rubber/Steel	1200	Tapered	53RS12LB7019YY	54RS12LB7019YY	
		Rubber/Polyolefin	1500	Roller	53TP12LI2419YY	54TP12LI2419YY	
		Poly-U/Polyolefin	1500	Roller	53PP12LM2419YY	54PP12LM2419YY	
		Polyurethane/Steel	2000	Roller	53PU12L+2419YY	54PU12L+2419YY	G, V
		Polyurethane/Steel	2000	Precision w/ Top Hats	53PU12LG6519YY	54PU12LG6519YY	
		EZ Rolling Crowned PU/Steel	2000	Roller	53SW12LU2419YY	54SW12LU2419YY	
		EZ Rolling Crowned PU/Steel	2000	Tapered	53SW12LU7019YY	54SW12LU7019YY	
		Heavy Duty PU/Steel	2000	Roller	53EX12LG2419YY	54EX12LG2419YY	
		Heavy Duty PU/Steel	2000	Tapered	53EX12LG7019YY	54EX12LG7019YY	
		Heavy Duty PU/Steel	2000	Precision w/ Top Hats	53EX12LG6519YY	54EX12LG6519YY	
		Semi Steel	2000	Roller	53SS12LS2419YY	54SS12LS2419YY	
		Ductile Steel	2000	Roller	53DS12LR2419YY	54DS12LR2419YY	
		Ductile Steel	2000	Tapered	53DS12LR7019YY	54DS12LR7019YY	
		Ductile Steel	2000	Precision w/ Top Hats	53DS12LR6519YY	54DS12LR6519YY	
		EZ Rolling Crowned Ductile Steel	2000	Roller	53CD12LR2419YY	54CD12LR2419YY	
EZ Rolling Crowned Ductile Steel	2000	Tapered	53CD12LR7019YY	54CD12LR7019YY			
Phenolic	2000	Roller	53PH12LB2419YY	54PH12LB2419YY			
Semi Pneumatic	600	Ball	53SN12LC5319YY	54SN12LC5319YY			

*3-1/4 Hub Length



55/56 SERIES - HEAVY DUTY DROP FORGED - 3,500#

- ◆ HEAVY DUTY HOT FORGED 1045 STEEL TOP PLATE AND YOKE
- ◆ DEEPLY GROOVED DOUBLE BALL BEARING RACEWAY
- ◆ BZINC PLATED
- ◆ 3/8" DOUBLE WELD, ROUNDED EDGE STEEL LEGS
- ◆ 1" HEAT TREATED KINGPIN AND NUT
- ◆ 3/4" AXLE BOLT AND LOCK NUT
- ◆ HARDENED AND GROUND SPANNER BUSHING WITH GREASE HOLE AND GROOVE
- ◆ GREASE FITTING IN YOKE BASE AND WHEEL





APPLICATIONS

- ◆ PLATFORM TRUCKS AND TRANSPORT DOLLIES
- ◆ PARTS BINS, STORAGE RACKS, & TEXTILE CARTS
- ◆ HEAVY DUTY TRASH CONTAINERS
- ◆ CONVEYOR SYSTEMS
- ◆ WAREHOUSING & FREIGHT TERMINAL DOLLIES
- ◆ GROUND SUPPORT EQUIPMENT
- ◆ PRODUCTION RACKS & FIXTURES

Diameter	Overall Height	Swivel Radius
5	7	3-7/8
6	8	6-1/4
8	10-1/2	6-1/2
10	12-1/2	7-1/2
12	15-1/2	8-1/2

Plates			
Plate	Size	Bolt Pattern	Mounting Bolt Dia.
25	5-1/4 x 7-1/4	3-3/8 x 5-1/4 to 4-1/8 x 6-1/8	1/2

OPTIONS




55/56 SERIES - HEAVY DUTY DROP FORGED - 3,500#



Wheel Diameter	Tread Width	Wheel Type	Load Cap.	Bearing	Swivel	Rigid	+Color	
5	3	Yoke Only			55XX50LZ8825YY	56XX50LZ8825YY		
		Polyurethane/Steel	1300	Roller	55PU50LG2425YY	56PU50LG2425YY		
		Yoke Only*			55XX60LZ8825YY	56XX60LZ8825YY		
		Rubber/Steel	700	Roller	55RS60QB2425YY	56RS60QB2425YY		
		Polyurethane/Steel	1600	Roller	55PU60Q+2425YY	56PU60Q+2425YY	G, V	
		EZ Rolling Crowned PU/Steel	1600	Roller	55SW60QU2425YY	56SW60QU2425YY		
		EZ Rolling Crowned PU/Steel	1600	Tapered	55SW60QU7025YY	56SW60QU7025YY		
		Semi Steel	1800	Roller	55SS60QS2425YY	56SS60QS2425YY		
		Ductile Steel	3500	Roller	55DS60QR2425YY	56DS60QR2425YY		
		Ductile Steel	3500	Tapered	55DS60QR7025YY	56DS60QR7025YY		
		EZ Rolling Crowned Ductile Steel	3500	Roller	55CD60QR2425YY	56CD60QR2425YY		
		V-Groove	2000	Roller	55VG60QT2425YY	56VG60QT2425YY		
6	2-1/2	Ductile V-Groove	3500	Roller	55DV60QT2425YY	56DV60QT2425YY		
		Phenolic	1600	Roller	55PH60QB2425YY	56PH60QB2425YY		
		Yoke Only			55XX60LZ8825YY	56XX60LZ8825YY		
		Rubber/Steel	750	Roller	55RS60LB2425YY	56RS60LB2425YY		
		Rubber/Steel	750	Tapered	55RS60LB7025YY	56RS60LB7025YY		
		Rubber/Polyolefin	800	Roller	55TP60L+2425YY	56TP60L+2425YY	A, I	
		Rubber/Polyolefin	800	Prec. Rad. Ball	55TP60L+6925YY	56TP60L+6925YY		
		Poly-U/Polyolefin	1200	Roller	55PP60LM2425YY	56PP60LM2425YY		
		Poly-U/Polyolefin	1200	Prec. Rad. Ball	55PP60LM6925YY	56PP60LM6925YY		
		Polyurethane/Steel	2000	Roller	55PU60L+2425YY	56PU60L+2425YY	G, V	
		Polyurethane/Steel	2000	Precision w/ Top Hats	55PU60LG6525YY	56PU60LG6525YY		
		EZ Rolling Crowned PU/Steel	2000	Roller	55SW60LU2425YY	56SW60LU2425YY		
		EZ Rolling Crowned PU/Steel	2000	Tapered	55SW60LU7025YY	56SW60LU7025YY		
		Heavy-Duty PU/Steel	2000	Roller	55EX60LG2425YY	56EX60LG2425YY		
		3	Heavy-Duty PU/Steel	2000	Tapered	55EX60LG7025YY	56EX60LG7025YY	
			Heavy-Duty PU/Steel	2000	Precision w/ Top Hats	55EX60LG6525YY	56EX60LG6525YY	
			Semi Steel	2500	Roller	55SS60LS2425YY	56SS60LS2425YY	
			Ductile Steel	3500	Roller	55DS60LR2425YY	56DS60LR2425YY	
	Ductile Steel		3500	Tapered	55DS60LR7025YY	56DS60LR7025YY		
	Ductile Steel		3500	Precision w/ Top Hats	55DS60LR6525YY	56DS60LR6525YY		
	EZ Rolling Crowned Ductile Steel		3500	Roller	55CD60LR2425YY	56CD60LR2425YY		
	EZ Rolling Crowned Ductile Steel		3500	Tapered	55CD60LR7025YY	56CD60LR7025YY		
	V-Groove		2000	Roller	55VG60L+2425YY	56VG60L+2425YY	T, W	
	Ductile V-Groove		3500	Roller	55DV60L+2425YY	56DV60L+2425YY	T, W	
	Ductile V-Groove		3500	Tapered	55DV60L+7025YY	56DV60L+7025YY	T, W	
	Ductile V-Groove		3500	Precision w/ Top Hats	55DV60LT6525YY	56DV60LT6525YY		
	Phenolic		2000	Roller	55PH60LB2425YY	56PH60LB2425YY		

*3-1/4 Hub Length





55/56 SERIES - HEAVY DUTY DROP FORGED - 3,500#

Wheel Diameter	Tread Width	Wheel Type	Load Cap.	Bearing	Swivel	Rigid	+Color
8	2-1/2	Yoke Only*			55XX80LZ8825YY	56XX80LZ8825YY	
		Rubber/Steel	850	Roller	55RS80QB2425YY	56RS80QB2425YY	
		Polyurethane/Steel	2000	Roller	55PU80Q+2425YY	56PU80Q+2425YY	G, V
		EZ Rolling Crowned PU/Steel	2000	Roller	55SW80QU2425YY	56SW80QU2425YY	
		EZ Rolling Crowned PU/Steel	2000	Tapered	55SW80QU7025YY	56SW80QU7025YY	
		Semi Steel	1900	Roller	55SS80QS2425YY	56SS80QS2425YY	
		Ductile Steel	3500	Roller	55DS80QR2425YY	56DS80QR2425YY	
		Ductile Steel	3500	Tapered	55DS80QR7025YY	56DS80QR7025YY	
		V-Groove	2500	Roller	55VG80QT2425YY	56VG80QT2425YY	
		Ductile V-Groove	3500	Roller	55DV80QT2425YY	56DV80QT2425YY	
		Ductile V-Groove	3500	Tapered	55DV80QT7025YY	56DV80QT7025YY	
	Phenolic	2000	Roller	55PH80QB2425YY	56PH80QB2425YY		
	3	Yoke Only			55XX80LZ8825YY	56XX80LZ8825YY	
		Rubber/Steel	900	Roller	55RS80LB2425YY	56RS80LB2425YY	
		Rubber/Steel	900	Tapered	55RS80LB7025YY	56RS80LB7025YY	
		Rubber/Polyolefin	850	Roller	55TP80L+2425YY	56TP80L+2425YY	A, I
		Rubber/Polyolefin	850	Prec. Rad. Ball	55TP80L+6925YY	56TP80L+6925YY	A, I
		Poly-U/Polyolefin	1200	Roller	55PP80LM2425YY	56PP80LM2425YY	
		Poly-U/Polyolefin	1200	Prec. Rad. Ball	55PP80LM6925YY	56PP80LM6925YY	
		Polyurethane/Steel	2500	Roller	55PU80L+2425YY	56PU80L+2425YY	G, V
		Polyurethane/Steel	2500	Precision w/ Top Hats	55PU80LG6525YY	56PU80LG6525YY	
		EZ Rolling Crowned PU/Steel	2500	Roller	55SW80LU2425YY	56SW80LU2425YY	
		EZ Rolling Crowned PU/Steel	2500	Tapered	55SW80LU7025YY	56SW80LU7025YY	
		Heavy Duty PU/Steel	3500	Roller	55EX80LG2425YY	56EX80LG2425YY	
		Heavy Duty PU/Steel	3500	Tapered	55EX80LG7025YY	56EX80LG7025YY	
		Heavy Duty PU/Steel	3500	Precision w/ Top Hats	55EX80LG6525YY	56EX80LG6525YY	
		Semi Steel	2500	Roller	55SS80LS2425YY	56SS80LS2425YY	
		Ductile Steel	3500	Roller	55DS80LR2425YY	56DS80LR2425YY	
		Ductile Steel	3500	Tapered	55DS80LR7025YY	56DS80LR7025YY	
		Ductile Steel	3500	Precision w/ Top Hats	55DS80LR6525YY	56DS80LR6525YY	
		EZ Rolling Crowned Ductile Steel	3500	Roller	55CD80LR2425YY	56CD80LR2425YY	
		EZ Rolling Crowned Ductile Steel	3500	Tapered	55CD80LR7025YY	56CD80LR7025YY	
		V-Groove	2800	Roller	55VG80L+2425YY	56VG80L+2425YY	T, W
Ductile V-Groove		3500	Roller	55DV80L+2425YY	56DV80L+2425YY	T, W	
Ductile V-Groove	3500	Tapered	55DV80L+7025YY	56DV80L+7025YY	T, W		
Phenolic	2500	Roller	55PH80LB2425YY	56PH80LB2425YY			
10	2-1/2	Yoke Only*			55XX10LZ8825YY	56XX10LZ8825YY	
		Rubber/Steel	950	Roller	55RS10QB2425YY	56RS10QB2425YY	
		Polyurethane/Steel	2200	Roller	55PU10Q+2425YY	56PU10Q+2425YY	G, V
		EZ Rolling Crowned PU/Steel	2200	Roller	55SW10QU2425YY	56SW10QU2425YY	
		Semi Steel	2000	Roller	55SS10QS2425YY	56SS10QS2425YY	
		Phenolic	2500	Roller	55PH10QB2425YY	56PH10QB2425YY	

*3-1/4 Hub Length

45/46 SERIES - MED/HEAVY KINGPINLESS - 2,000#



Wheel Diameter	Tread Width	Wheel Type	Load Cap.	Bearing	Swivel	Rigid	+Color	
10	3	Yoke Only			55XX10LZ8825YY	56XX10LZ8825YY		
		Rubber/Steel	1000	Roller	55RS10LB2425YY	56RS10LB2425YY		
		Rubber/Steel	1000	Tapered	55RS10LB7025YY	56RS10LB7025YY		
		Rubber/Polyolefin	1300	Roller	55TP10L+2425YY	56TP10L+2425YY	A, I	
		Rubber/Polyolefin	1300	Prec. Rad. Ball	55TP10L+6925YY	56TP10L+6925YY	A, I	
		Polyurethane/Steel	3000	Roller	55PU10L+2425YY	56PU10L+2425YY	G, V	
		Polyurethane/Steel	3000	Precision w/ Top Hats	55PU10LG6525YY	56PU10LG6525YY		
		Poly-U/Polyolefin	3000	Roller	55PP10LM2425YY	56PP10LM2425YY		
		Poly-U/Polyolefin	3000	Prec. Rad. Ball	55PP10LM6925YY	56PP10LM6925YY		
		EZ Rolling Crowned PU/Steel	3000	Roller	55SW10LU2425YY	56SW10LU2425YY		
		EZ Rolling Crowned PU/Steel	3000	Tapered	55SW10LU7025YY	56SW10LU7025YY		
		Heavy Duty PU/Steel	3500	Roller	55EX10LG2425YY	56EX10LG2425YY		
		Heavy Duty PU/Steel	3500	Tapered	55EX10LG7025YY	56EX10LG7025YY		
		Heavy Duty PU/Steel	3500	Precision w/ Top Hats	55EX10LG6525YY	56EX10LG6525YY		
		Semi Steel	2500	Roller	55SS10LS2425YY	56SS10LS2425YY		
		Ductile Steel	3500	Roller	55DS10LR2425YY	56DS10LR2425YY		
		Ductile Steel	3500	Tapered	55DS10LR7025YY	56DS10LR7025YY		
		Ductile Steel	3500	Precision w/ Top Hats	55DS10LR6525YY	56DS10LR6525YY		
		EZ Rolling Crowned Ductile Steel	3500	Roller	55CD10LR2425YY	56CD10LR2425YY		
		EZ Rolling Crowned Ductile Steel	3500	Tapered	55CD10LR7025YY	56CD10LR7025YY		
		V-Groove	3500	Roller	55VG10L+2425YY	56VG10L+2425YY	T, W	
		Ductile V-Groove	3500	Roller	55DV10L+2425YY	56DV10L+2425YY	T, W	
		Ductile V-Groove	3500	Tapered	55DV10L+7025YY	56DV10L+7025YY	T, W	
Ductile V-Groove	3500	Precision w/ Top Hats	55DV10LT6525YY	56DV10LT6525YY				
Phenolic	2900	Roller	55PH10LB2425YY	56PH10LB2425YY				
12	2-1/2	Yoke Only*			55XX12LZ8825YY	56XX12LZ8825YY		
		Rubber/Steel	950	Roller	55RS12QB2425YY	56RS12QB2425YY		
		Polyurethane/Steel	2500	Roller	55PU12Q+2425YY	56PU12Q+2425YY	G, V	
		EZ Rolling Crowned PU/Steel	2700	Roller	55SW12QU2425YY	55SW12QU2425YY		
		Semi Steel	2000	Roller	55SS12QS2425YY	56SS12QS2425YY		
		Phenolic	3000	Roller	55PH12QB2425YY	56PH12QB2425YY		
	3	3	Yoke Only			55XX12LZ8825YY	56XX12LZ8825YY	
			Rubber/Steel	1200	Roller	55RS12LB2425YY	56RS12LB2425YY	
			Rubber/Steel	1200	Tapered	55RS12LB7025YY	56RS12LB7025YY	
			Rubber/Polyolefin	1500	Roller	55TP12L+2425YY	56TP12L+2425YY	A, I
			Rubber/Polyolefin	1500	Prec. Rad. Ball	55TP12L+6925YY	56TP12L+6925YY	A, I
			Poly-U/Polyolefin	1500	Roller	55PP12LM2425YY	56PP12LM2425YY	
			Poly-U/Polyolefin	1500	Prec. Rad. Ball	55PP12LM6925YY	56PP12LM6925YY	
			Polyurethane/Steel	3500	Roller	55PU12L+2425YY	56PU12L+2425YY	G, V
			Polyurethane/Steel	3500	Precision w/ Top Hats	55PU12LG6525YY	56PU12LG6525YY	
			EZ Rolling Crowned PU/Steel	3500	Roller	55SW12LU2425YY	56SW12LU2425YY	
			EZ Rolling Crowned PU/Steel	3500	Tapered	55SW12LU7025YY	56SW12LU7025YY	
			Heavy Duty PU/Steel	3500	Roller	55EX12LG2425YY	56EX12LG2425YY	
			Heavy Duty PU/Steel	3500	Tapered	55EX12LG7025YY	56EX12LG7025YY	
			Heavy Duty PU/Steel	3500	Precision w/ Top Hats	55EX12LG6525YY	56EX12LG6525YY	
			Semi Steel	2500	Roller	55SS12LS2425YY	56SS12LS2425YY	
			Ductile Steel	3500	Roller	55DS12LR2425YY	56DS12LR2425YY	
			Ductile Steel	3500	Tapered	55DS12LR7025YY	56DS12LR7025YY	
			Ductile Steel	3500	Precision w/ Top Hats	55DS12LR6525YY	56DS12LR6525YY	
			EZ Rolling Crowned Ductile Steel	3500	Roller	55CD12LR2425YY	56CD12LR2425YY	
			EZ Rolling Crowned Ductile Steel	3500	Tapered	55CD12LR7025YY	56CD12LR7025YY	
			Phenolic	3500	Roller	55PH12LB2425YY	56PH12LB2425YY	
			Semi Pneumatic	600	Ball	55SN12LC5325YY	56SN12LC5325YY	

*3-1/4 Hub Length



45/46 SERIES - MED/HEAVY KINGPINLESS - 2,000#

- ◆ UNIQUE HOT FORGED ASTM1045 STEEL DESIGN ELIMINATES PROBLEMS ASSOCIATED WITH KINGPIN FAILURE DUE TO SEVERE SHOCK LOADING
- ◆ TOP PLATE AND INNER RACEWAY ARE INTEGRALLY FORGED CONSTRUCTION
- ◆ PRECISION MACHINED AND INDUCTION HARDENED SEALED RACEWAY PROVIDES EXCEPTIONALLY SMOOTH PERFORMANCE
- ◆ 3/8" DIAMETER HRC45 STEEL BALL BEARINGS ABSORB THRUST AND LOAD IN SEVERE ENVIRONMENTS
- ◆ GREASE FITTINGS IN SWIVEL RACEWAY
- ◆ ZINC PLATED
- ◆ BRAKES AVAILABLE ON SWIVEL & RIGID CASTERS

APPLICATIONS

- ◆ TOW LINE & SHOCK LOAD APPLICATIONS
- ◆ AIR CARGO & GROUND SUPPORT
- ◆ PLATFORM TRUCKS & STORAGE CARTS
- ◆ WAREHOUSING & FREIGHT TERMINAL DOLLIES
- ◆ MILITARY EQUIPMENT



OPTIONS



Options available on swivel & rigid casters.

Diameter	Overall Height	Swivel Radius
4	5-5/8	3-1/8
5	6-1/2	3-3/4
6	7-1/2	4-1/2
8	9-1/2	5-5/16
8	10-1/8 (Designated as 81)	5-5/16

Plates			
Plate	Size	Bolt Pattern	Mounting Bolt Dia.
17	4 x 4-1/2	2-5/8 x 3-5/8 to 3 x 3	3/8

OPTIONAL EXTENDED OFFSET CASTERS

- ◆ POPULAR IN MANUFACTURING AND ASSEMBLY PLANTS FOR TOWLINES AND TROLLEYS



Diameter	Designation*	Overall Height	Offset	Swivel Radius
4	65	7-1/2	2	5
5	66	7-1/2	2-1/2	5-1/2
6	85	9-1/2	3-1/2	7-1/2

*Replaces wheel diameter (Example: 45UA85NN6317YY)

Mold on Rubber	Balloon Cushion Rubber	Rubber/Aluminum	Poly-U/Steel (G)	Poly-U/Steel (V)	Crown Poly/Steel	Donut Tread Poly-U	Donut Poly-U/Alum	Poly-U Glass/Nylon (K)	Poly-U Glass/Nylon (G)	Poly-U/Aluminum (N)	Poly-U/Aluminum (R)	Solid Poly-U	
Heavy Solid Poly-U	Polyolefin	Glass/Nylon	High Temp Glass Nylon	Phenolic	High Temp Phenolic	Nylon	Semi Steel	Heavy Steel	Ductile Steel	Crown Ductile Steel	Glass/Nylon V-Groove	V-Groove	Ductile V-Groove

45/46 SERIES - MED/HEAVY KINGPINLESS - 2,000#



Wheel Diameter	Tread Width	Wheel Type	Load Cap.	Bearing	Swivel	Rigid	+Color
4	2	Yoke Only			45XX40JZ8317YY	46XX40JZ8317YY	
		Rubber/Steel	300	Roller	45RS40JB0417YY	46RS40JB0417YY	
		Rubber/Aluminum	400	Roller	45RA40JB0417YY	46RA40JB0417YY	
		Rubber/Polyolefin	450	Roller	45TP40J+0417YY	46TP40J+0417YY	A, T, X, Y, Z
		Rubber/Polyolefin	450	Prec. Rad. Ball	45TP40J+6017YY	46TP40J+6017YY	A, T, X, Y, Z
		Rubber/Polyolefin	450	Precision w/ Top Hats	45TP40JT6317YY	46TP40JT6317YY	
		Poly-U/Polyolefin	700	Roller	45PP40J+0417YY	46PP40J+0417YY	K, M, U, W
		Poly-U/Polyolefin	700	Prec. Rad. Ball	45PP40J+0417YY	46PP40J+0417YY	K, M, U, W
		Poly-U/Polyolefin	700	Precision w/ Top Hats	45PP40JM6317YY	46PP40JM6317YY	
		Polyurethane/Steel	700	Roller	45PU40J+0417YY	46PU40J+0417YY	G, V
		Polyurethane/Steel	700	Precision w/ Top Hats	45PU40JV6317YY	46PU40JV6317YY	
		Solid Polyurethane	700	Caged Roller	45SU40JL0917YY	46SU40JL0917YY	
		Heavy Duty Solid Poly-U	900	Precision	45HU40JI6317YY	46HU40JI6317YY	
		Poly-U/Aluminum	700	Roller	45PA40J+0417YY	46PA40J+0417YY	N, R
		EZ Rolling Crowned PU/Steel	700	Roller	45SW40JU0417YY	46SW40JU0417YY	
		Semi Steel	700	Roller	45SS40JS0417YY	46SS40JS0417YY	
		Heavy Duty Steel	900	Roller	45HS40JS0417YY	46HS40JS0417YY	
		Ductile Steel	1500	Roller	45DS40JR0417YY	46DS40JR0417YY	
		Ductile Steel	1500	Precision w/ Top Hats	45DS40JR6317YY	46DS40JR6317YY	
		EZRolling Crowned Ductile Steel	1500	Roller	45CD40JR0417YY	46CD40JR0417YY	
		V-Groove	1000	Roller	45VG40JT0417YY	46VG40JT0417YY	
		Ductile V-Groove	1500	Roller	45DV40JT0417YY	46DV40JT0417YY	
		Ductile V-Groove	1500	Precision w/ Top Hats	45DV40JT6317YY	56DV40JT6317YY	
		Polyolefin	450	Roller	45PO40JB0417YY	46PO40JB0417YY	
		Polyolefin	450	Prec. Rad. Ball	45PO40JB6017YY	46PO40JB6017YY	
		Phenolic	800	Roller	45PH40JB0417YY	46PH40JB0417YY	
		Glass-Filled Nylon	800	Roller	45MA40JB0417YY	46MA40JB0417YY	
		Glass-Filled Nylon	800	Precision w/ Top Hats	45MA40JB6317YY	46MA40JB6317YY	
		Poly-U/Glass-Nylon	800	Roller	45MU40J+0417YY	46MU40J+0417YY	G, K
		Poly-U/Glass-Nylon	800	Precision w/ Top Hats	45MU40JG6317YY	46MU40JG6317YY	
Glass-Nylon V-Groove	800	Roller	45MV40JT0417YY	46MV40JT0417YY			
Glass-Nylon V-Groove	800	Prec. Rad. Ball	45MV40JT6017YY	46MV40JT6017YY			
5	2	Yoke Only			45XX50JZ8317YY	46XX50JZ8317YY	
		Rubber/Steel	450	Roller	45RS50JB0417YY	46RS50JB0417YY	
		Rubber/Aluminum	500	Roller	45RA50JB0417YY	46RA50JB0417YY	
		Rubber/Polyolefin	500	Roller	45TP50J+0417YY	46TP50J+0417YY	A, T, X, Y, Z
		Rubber/Polyolefin	500	Precision w/ Top Hats	45TP50JT6317YY	46TP50JT6317YY	
		Poly-U/Polyolefin	700	Roller	45PP50J+0417YY	46PP50J+0417YY	K, M, U, W
		Poly-U/Polyolefin	700	Precision w/ Top Hats	45PP50JM6317YY	46PP50JM6317YY	
		Polyurethane/Steel	1200	Roller	45PU50J+0417YY	46PU50J+0417YY	G, V
		Polyurethane/Steel	1200	Precision w/ Top Hats	45PU50JV6317YY	46PU50JV6317YY	
		Solid Polyurethane	800	Caged Roller	45SU50JL0917YY	46SU50JL0917YY	
		Heavy Solid Polyurethane	1000	Precision	45HU50JI6317YY	46HU50JI6317YY	
		Poly-U/Aluminum	900	Roller	45PA50J+0417YY	46PA50J+0417YY	N, R
		EZ Rolling Crowned PU/Steel	1000	Roller	45SW50JU0417YY	46SW50JU0417YY	
		Donut Tread Poly-U/Steel	800	Roller	45RP50JK0417YY	46RP50JK0417YY	
		Semi Steel	1000	Roller	45SS50JS0417YY	46SS50JS0417YY	
		Heavy Duty Steel	1000	Roller	45HS50JS0417YY	46HS50JS0417YY	
		Ductile Steel	1500	Roller	45DS50JR0417YY	46DS50JR0417YY	
		Ductile Steel	1500	Precision w/ Top Hats	45DS50JR6317YY	46DS50JR6317YY	





45/46 SERIES - MED/HEAVY KINGPINLESS - 2,000#

Wheel Diameter	Tread Width	Wheel Type	Load Cap.	Bearing	Swivel	Rigid	+Color
5	2	EZRolling Crowned Ductile Steel	1500	Roller	45CD50JR0417YY	46CD50JR0417YY	
		V-Groove	1100	Roller	45VG50JT0417YY	46VG50JT0417YY	
		Polyolefin	650	Roller	45PO50JB0417YY	46PO50JB0417YY	
		Polyolefin	650	Prec. Rad. Ball	45PO50JB6017YY	46PO50JB6017YY	
		Phenolic	1000	Roller	45PH50JB0417YY	46PH50JB0417YY	
		Nylon	700	Roller	45NY50JE0417YY	46NY50JE0417YY	
		Nylon	700	Prec. Rad. Ball	45NY50JE6017YY	46NY50JE6017YY	
		Glass-Filled Nylon	1000	Roller	45MA50JB0417YY	46MA50JB0417YY	
		Glass-Filled Nylon	1000	Prec. Rad. Ball	45MA50JB6017YY	46MA50JB6017YY	
		Glass-Filled Nylon	1000	Precision w/ Top Hats	45MA50JB6317YY	46MA50JB6317YY	
		Poly-U/Glass-Nylon	1000	Roller	45MU50J+0417YY	46MU50J+0417YY	G, K
		Poly-U/Glass-Nylon	1000	Prec. Rad. Ball	45MU50J+6017YY	46MU50J+6017YY	G, K
		Poly-U/Glass-Nylon	1000	Precision w/ Top Hats	45MU50JG6317YY	46MU50JG6317YY	
		Yoke Only			45XX60JZ8317YY	46XX60JZ8317YY	
6	2	Rubber/Steel	500	Roller	45RS60JB0417YY	46RS60JB0417YY	
		Rubber/Aluminum	550	Roller	45RA60JB0417YY	46RA60JB0417YY	
		Balloon Cushion Rubber/Aluminum	550	Roller	45BC60JZ0417YY	46BC60JZ0417YY	
		Balloon Cushion Rubber/Aluminum	550	Precision w/ Top Hats	45BC60J+6317YY	46BC60J+6317YY	X, Z
		Rubber/Polyolefin	550	Roller	45TP60J+0417YY	46TP60J+0417YY	A, T, X, Y, Z
		Rubber/Polyolefin	550	Precision w/ Top Hats	45TP60JI6317YY	46TP60JI6317YY	
		Poly-U/Polyolefin	900	Roller	45PP60J+0417YY	46PP60J+0417YY	K, M, U, W
		Poly-U/Polyolefin	900	Precision w/ Top Hats	45PP60JM6317YY	46PP60JM6317YY	
		Polyurethane/Steel	1200	Roller	45PU60J+0417YY	46PU60J+0417YY	G, V
		Polyurethane/Steel	1200	Precision w/ Top Hats	45PU60JV6317YY	46PU60JV6317YY	
		Donut Tread PU/Steel	1000	Roller	45RP60JK0417YY	46RP60JK0417YY	
		Solid Polyurethane	900	Caged Roller	45SU60JL0917YY	46SU60JL0917YY	
		Heavy Solid Polyurethane	1200	Precision w/ Top Hats	45HU60JI6317YY	46HU60JI6317YY	
		Poly-U/Aluminum	1000	Roller	45PA60J+0417YY	46PA60J+0417YY	N, R
		EZ Rolling Crowned PU/Steel	1200	Roller	45SW60JU0417YY	46SW60JU0417YY	
		EZ Rolling Crowned PU/Steel	1200	Precision w/ Top Hats	45SW60JU6317YY	46SW60JU6317YY	
		Semi Steel	1100	Roller	45SS60JS0417YY	46SS60JS0417YY	
		Heavy Duty Steel	1200	Roller	45HS60JS0417YY	46HS60JS0417YY	
		Ductile Steel	1500	Roller	45DS60JR0417YY	46DS60JR0417YY	
		Ductile Steel	1500	Precision w/ Top Hats	45DS60JR6317YY	46DS60JR6317YY	
		EZRolling Crowned Ductile Steel	2000	Roller	45CD60JR0417YY	46CD60JR0417YY	
		V-Groove	1200	Roller	45VG60JT0417YY	46VG60JT0417YY	
		Ductile V-Groove	2000	Roller	45DV60JT0417YY	46DV60JT0417YY	
		Ductile V-Groove	2000	Precision w/ Top Hats	45DV60JT6317YY	46DV60JT6317YY	
		Polyolefin	750	Roller	45PO60JB0417YY	46PO60JB0417YY	
		Polyolefin	750	Prec. Rad. Ball	45PO60JB6017YY	46PO60JB6017YY	
		Phenolic	1200	Roller	45PH60JB0417YY	46PH60JB0417YY	
		Nylon	800	Roller	45NY60JE0417YY	46NY60JE0417YY	
		Nylon	800	Prec. Rad. Ball	45NY60JE6017YY	46NY60JE6017YY	
		Glass-Filled Nylon	1200	Roller	45MA60JB0417YY	46MA60JB0417YY	
		Glass-Filled Nylon	1200	Prec. Rad. Ball	45MA60JB6017YY	46MA60JB6017YY	
		Glass-Filled Nylon	1200	Precision w/ Top Hats	45MA60JB6317YY	46MA60JB6317YY	
		Poly-U/Glass-Nylon	1200	Roller	45MU60J+0417YY	46MU60J+0417YY	G, K
		Poly-U/Glass-Nylon	1200	Prec. Rad. Ball	45MU60J+6017YY	46MU60J+6017YY	G, K
Poly-U/Glass-Nylon	1200	Precision w/ Top Hats	45MU60JG6317YY	46MU60JG6317YY			
Glass-Nylon V-Groove	1200	Roller	45MV60JT0417YY	46MV60JT0417YY			
Glass-Nylon V-Groove	1200	Prec. Rad. Ball	45MV60JT6017YY	46MV60JT6017YY			
Donut Tread Poly-U/Aluminum	900	Precision w/ Top Hats	45UA60JN6317YY	46UA60JN6317YY			

45/46 SERIES - MED/HEAVY KINGPINLESS - 2,000#



Wheel Diameter	Tread Width	Wheel Type	Load Cap.	Bearing	Swivel	Rigid	+Color
8	2	Yoke Only			45XX80JZ8317YY	46XX80JZ8317YY	
		Rubber/Steel	500	Roller	45RS80JB0417YY	46RS80JB0417YY	
		Rubber/Aluminum	550	Roller	45RA80JB0417YY	46RA80JB0417YY	
		High Tensile Rubber/Aluminum	500	Roller	45BC80JZ0417YY	46BC80JZ0417YY	
		Rubber/Polyolefin	550	Roller	45TP80J+0417YY	46TP80J+0417YY	A, T, X, Y, Z
		Rubber/Polyolefin	550	Prec. Rad. Ball	45TP80J+6017YY	46TP80J+6017YY	A, T, X, Y, Z
		Rubber/Polyolefin	550	Precision w/ Top Hats	45TP80JT6317YY	46TP80JT6317YY	
		Poly-U/Polyolefin	900	Roller	45PP80J+0417YY	46PP80J+0417YY	K, M, U, W
		Poly-U/Polyolefin	900	Prec. Rad. Ball	45PP80J+6017YY	46PP80J+6017YY	K, M, U, W
		Poly-U/Polyolefin	900	Precision w/ Top Hats	45PP80JM6317YY	46PP80JM6317YY	
		Polyurethane/Steel	1200	Roller	45PU80J+0417YY	46PU80J+0417YY	G, V
		Polyurethane/Steel	1200	Precision w/ Top Hats	45PU80JV6317YY	46PU80JV6317YY	
		Donut Tread PU	1200	Precision w/ Top Hats	45RP80JK6317YY	46RP80JK6317YY	
		Solid Polyurethane	1000	Caged Roller	45SU80JL0917YY	46SU80JL0917YY	
		Heavy Solid Polyurethane	1400	Precision w/ Top Hats	45HU80JI6317YY	46HU80JI.6317YY	
		Poly-U/Aluminum	1500	Roller	45PA80J+0417YY	46PA80J+0417YY	N, R
		EZ Rolling Crowned PU/Steel	1500	Roller	45SW80JU0417YY	46SW80JU0417YY	
		Semi Steel	1200	Roller	45SS80JS0417YY	46SS80JS0417YY	
		Heavy Duty Steel	1200	Roller	45HS80JS0417YY	46HS80JS0417YY	
		Ductile Steel	2000	Roller	45DS80JR0417YY	46DS80JR0417YY	
		Ductile Steel	2000	Precision w/ Top Hats	45DS80JR6317YY	46DS80JR6317YY	
		EZ Rolling Crowned Ductile Steel	2000	Roller	45CD80JR0417YY	46CD80JR0417YY	
		V-Groove	1200	Roller	45VG80JT0417YY	46VG80JT0417YY	
		Polyolefin	1000	Roller	45PO80JB0417YY	46PO80JB0417YY	
		Polyolefin	1000	Prec. Rad. Ball	45PO80JB6017YY	46PO80JB6017YY	
		Phenolic	1400	Roller	45PH80JB0417YY	46PH80JB0417YY	
		Nylon	1200	Roller	45NY80JE0417YY	46NY80JE0417YY	
		Nylon	1200	Prec. Rad. Ball	45NY80JE6017YY	46NY80JE6017YY	
		Glass-filled Nylon	1400	Roller	45MA80JB0417YY	46MA80JB0417YY	
		Glass-filled Nylon	1400	Prec. Rad. Ball	45MA80JB6017YY	46MA80JB6017YY	
		Glass-filled Nylon	1400	Precision w/ Top Hats	45MA80JB6317YY	46MA80JB6317YY	
		Poly-U/Glass-Nylon	1400	Roller	45MU80J+0417YY	46MU80J+0417YY	G, K
		Poly-U/Glass-Nylon	1400	Prec. Rad. Ball	45MU80J+6017YY	46MU80J+6017YY	G, K
		Poly-U/Glass-Nylon	1400	Precision w/ Top Hats	45MU80JG6317YY	46MU80JG6317YY	
Donut Tread Poly-U/Aluminum	1000	Precision w/ Top Hats	45UA80JN6317YY	46UA80JN6317YY			



47/48 SERIES - MED/HEAVY KINGPINLESS - 2,000#

- ◆ UNIQUE HOT FORGED ASTM1045 STEEL DESIGN ELIMINATES PROBLEMS ASSOCIATED WITH KINGPIN FAILURE DUE TO SEVERE SHOCK LOADING
- ◆ TOP PLATE AND INNER RACEWAY ARE INTEGRALLY FORGED CONSTRUCTION
- ◆ PRECISION MACHINED AND INDUCTION HARDENED SEALED RACEWAY PROVIDES EXCEPTIONALLY SMOOTH PERFORMANCE
- ◆ 3/8" DIAMETER HRC45 STEEL BALL BEARINGS ABSORB THRUST AND LOAD IN SEVERE ENVIRONMENTS
- ◆ GREASE FITTINGS IN SWIVEL RACEWAY
- ◆ BRAKES AVAILABLE ON SWIVEL AND RIGID CASTERS



APPLICATIONS

- ◆ TOW LINE & SHOCK LOAD APPLICATIONS
- ◆ AIR CARGO & GROUND SUPPORT
- ◆ PLATFORM TRUCKS & STORAGE CARTS
- ◆ WAREHOUSING & FREIGHT TERMINAL DOLLIES
- ◆ MILITARY EQUIPMENT

OPTIONS



Options available on swivel & rigid casters.

Plates

Plate	Size	Bolt Pattern	Mounting Bolt Dia.
19	4-1/2 x 6-1/4	2-7/16 x 4-15/16 to 3-3/8 x 5-1/4	1/2

Diameter	Overall Height	Swivel Radius
4	5-5/8	3-11/16
5	6-1/2	3-7/8
6	7-1/2	4-9/16
8	10-1/8	6-3/4
8	9-1/2 (Designated as 81)	6-1/4

Wheel Diameter	Tread Width	Wheel Type	Load Cap.	Bearing	Swivel	Rigid	+Color
4	2	Yoke Only			47ZZ40JZ8319YY	48ZZ40JZ8319YY	
		Rubber/Steel	300	Roller	47RS40JB0419YY	48RS40JB0419YY	
		Rubber/Aluminum	400	Roller	47RA40JB0419YY	48RA40JB0419YY	
		Rubber/Polyolefin	450	Roller	47TP40J+0419YY	48TP40J+0419YY	A, T, X, Y, Z
		Rubber/Polyolefin	450	Precision w/ Top Hats	47TP40JT6319YY	48TP40JT6319YY	
		Poly-U/Polyolefin	700	Roller	47PP40J+0419YY	48PP40J+0419YY	K, M, U, W
		Poly-U/Polyolefin	700	Precision w/ Top Hats	47PP40JM6319YY	48PP40JM6319YY	
		Polyurethane/Steel	700	Roller	47PU40J+0419YY	48PU40J+0419YY	G, V
		Polyurethane/Steel	700	Precision w/ Top Hats	47PU40JV6319YY	48PU40JV6319YY	
		Solid Polyurethane	700	Caged Roller	47SU40JL0919YY	48SU40JL0919YY	
		Heavy Duty Solid Poly-U	900	Precision w/ Top Hats	47HU40JX6319YY	48HU40JX6319YY	
		Poly-U/Aluminum	700	Roller	47PA40J+0419YY	48PA40J+0419YY	N, R
		EZ Rolling Crowned PU/Steel	700	Roller	47SW40JU0419YY	48SW40JU0419YY	
		Semi Steel	700	Roller	47SS40JS0419YY	48SS40JS0419YY	
		Heavy Duty Steel	900	Roller	47HS40JS0419YY	48HS40JS0419YY	
		Ductile Steel	1500	Roller	47DS40JR0419YY	48DS40JR0419YY	
		Ductile Steel	1500	Precision w/ Top Hats	47DS40JR6319YY	48DS40JR6319YY	
EZ Rolling Crowned Ductile Steel	1500	Roller	47CD40JR0419YY	48CD40JR0419YY			



47/48 SERIES - MED/HEAVY KINGPINLESS - 2,000#

Wheel Diameter	Tread Width	Wheel Type	Load Cap.	Bearing	Swivel	Rigid	+Color
4 (Cont.)	2	Donut Tread Poly-U/Steel	600	Roller	47RP40JK0419YY	48RP40JK0419YY	
		V-Groove	1000	Roller	47VG40JT0419YY	48VG40JT0419YY	
		Ductile V-Groove	1500	Roller	47DV40JT0419YY	48DV40JT0419YY	
		Ductile V-Groove	1500	Precision w/ Top Hats	47DV40JT6319YY	48DV40JT6319YY	
		Polyolefin	450	Roller	47PO40JB0419YY	48PO40JB0419YY	
		Polyolefin	450	Prec. Rad. Ball	47PO40JB6019YY	48PO40JB6019YY	
		Phenolic	800	Roller	47PH40JB0419YY	48PH40JB0419YY	
		Glass-Filled Nylon	800	Roller	47MA40JB0419YY	48MA40JB0419YY	
		Glass-Filled Nylon	800	Prec. Rad. Ball	47MA40JB6019YY	48MA40JB6019YY	
		Glass-Filled Nylon	800	Precision w/ Top Hats	47MA40JB6319YY	48MA40JB6319YY	
		Poly-U/Glass-Nylon	800	Roller	47MU40J+0419YY	48MU40J+0419YY	G, K
		Poly-U/Glass-Nylon	800	Prec. Rad. Ball	47MU40J+6019YY	48MU40J+6019YY	G, K
		Poly-U/Glass-Nylon	800	Precision w/ Top Hats	47MU40JG6319YY	48MU40JG6319YY	
		Glass-Nylon V-Groove	800	Roller	47MV40JT0419YY	48MV40JT0419YY	
		Glass-Nylon V-Groove	800	Prec. Rad. Ball	47MV40JT6019YY	48MV40JT6019YY	
5	2	Yoke Only			47ZZ50JZ8319YY	48ZZ50JZ8319YY	
		Rubber/Steel	450	Roller	47RS50JB0419YY	48RS50JB0419YY	
		Rubber/Aluminum	500	Roller	47RA50JB0419YY	48RA50JB0419YY	
		Rubber/Polyolefin	500	Roller	47TP50J+0419YY	48TP50J+0419YY	A, T, X, Y, Z
		Rubber/Polyolefin	500	Precision w/ Top Hats	47TP50JT6319YY	48TP50JT6319YY	
		Poly-U/Polyolefin	700	Roller	47PP50J+0419YY	48PP50J+0419YY	K, M, U, W
		Poly-U/Polyolefin	700	Precision w/ Top Hats	47PP50JM6319YY	48PP50JM6319YY	
		Polyurethane/Steel	1200	Roller	47PU50J+0419YY	48PU50J+0419YY	G, V
		Polyurethane/Steel	1200	Precision w/ Top Hats	47PU50JV6319YY	48PU50JV6319YY	
		Solid Polyurethane	800	Caged Roller	47SU50JL0919YY	48SU50JL0919YY	
		Heavy Solid Polyurethane	1000	Precision w/ Top Hats	47HU50JI6319YY	48HU50JI6319YY	
		Poly-U/Aluminum	900	Roller	47PA50J+0419YY	48PA50J+0419YY	N, R
		EZ Rolling Crowned PU/Steel	1000	Roller	47SW50JU0419YY	48SW50JU0419YY	
		Donut Tread Poly-U/Steel	800	Roller	47RP50JK0419YY	48RP50JK0419YY	
		Semi Steel	1000	Roller	47SS50JS0419YY	48SS50JS0419YY	
		Heavy Duty Steel	1000	Roller	47HS50JS0419YY	48HS50JS0419YY	
		Ductile Steel	1500	Roller	47DS50JR0419YY	48DS50JR0419YY	
		Ductile Steel	1500	Precision w/ Top Hats	47DS50JR6319YY	48DS50JR6319YY	
		EZ Rolling Crowned Ductile Steel	1500	Roller	47CD50JR0419YY	48CD50JR0419YY	
		V-Groove	1100	Roller	47VG50JT0419YY	48VG50JT0419YY	
		Polyolefin	650	Roller	47PO50JB0419YY	48PO50JB0419YY	
		Polyolefin	650	Prec. Rad. Ball	47PO50JB6019YY	48PO50JB6019YY	
		Phenolic	1000	Roller	47PH50JB0419YY	48PH50JB0419YY	
		Nylon	700	Roller	47NY50JE0419YY	48NY50JE0419YY	
		Nylon	700	Prec. Rad. Ball	47NY50JE6019YY	48NY50JE6019YY	
		Glass-Filled Nylon	1000	Roller	47MA50JB0419YY	48MA50JB0419YY	
		Glass-Filled Nylon	1000	Prec. Rad. Ball	47MA50JB6019YY	48MA50JB6019YY	
		Glass-Filled Nylon	1000	Precision w/ Top Hats	47MA50JB6319YY	48MA50JB6319YY	
		Poly-U/Glass-Nylon	1000	Roller	47MU50J+0419YY	48MU50J+0419YY	G, K
		Poly-U/Glass-Nylon	1000	Prec. Rad. Ball	47MU50J+6019YY	48MU50J+6019YY	G, K
Poly-U/Glass-Nylon	1000	Precision w/ Top Hats	47MU50JG6319YY	48MU50JG6319YY			





47/48 SERIES - MED/HEAVY KINGPINLESS - 2,000#

Wheel Diameter	Tread Width	Wheel Type	Load Cap.	Bearing	Swivel	Rigid	+Color
6	2	Yoke Only			47ZZ60JZ8319YY	48ZZ60JZ8319YY	
		Rubber/Steel	500	Roller	47RS60JB0419YY	48RS60JB0419YY	
		Rubber/Aluminum	550	Roller	47RA60JB0419YY	48RA60JB0419YY	
		Balloon Cushion Rubber/Alum.	550	Roller	47BC60JZ0419YY	48BC60JZ0419YY	
		Balloon Cushion Rubber/Alum.	550	Precision w/ Top Hats	47BC60J+6319YY	48BC60J+6319YY	
		Rubber/Polyolefin	550	Roller	47TP0J+0419YY	48TP60J+0419YY	A, T, X, Y, Z
		Rubber/Polyolefin	550	Precision w/ Top Hats	47TP0JT6319YY	48TP60JT6319YY	
		Poly-U/Polyolefin	900	Roller	47PP60J+0419YY	48PP60J+0419YY	K, M, U, W
		Poly-U/Polyolefin	900	Precision w/ Top Hats	47PP60JM6319YY	48PP60JM6319YY	
		Polyurethane/Steel	1200	Roller	47PU60J+0419YY	48PU60J+0419YY	G, V
		Polyurethane/Steel	1200	Precision w/ Top Hats	47PU60JV6319YY	48PU60JV6319YY	
		Donut Tread PU/Steel	1000	Roller	47RP60JK0419YY	48RP60JK0419YY	
		Solid Polyurethane	1200	Caged Roller	47SU60JL0919YY	48SU60JL0919YY	
		Heavy Solid Polyurethane	1200	Precision w/ Top Hats	47HU60JI6319YY	48HU60JI6319YY	
		Poly-U/Aluminum	1000	Roller	47PA60J+0419YY	48PA60J+0419YY	N, R
		EZ Rolling Crowned PU/Steel	1200	Roller	47SW60JU0419YY	48SW60JU0419YY	
		EZ Rolling Crowned PU/Steel	1200	Precision w/ Top Hats	47SW60JU6319YY	48SW60JU6319YY	
		Semi Steel	1100	Roller	47SS60JS0419YY	48SS60JS0419YY	
		Heavy Duty Steel	1200	Roller	47HS60JS0419YY	48HS60JS0419YY	
		Ductile Steel	1500	Roller	47DS60JR0419YY	48DS60JR0419YY	
		Ductile Steel	1500	Precision w/ Top Hats	47DS60JR6319YY	48DS60JR6319YY	
		EZ Rolling Crowned Ductile Steel	2000	Roller	47CD60JR0419YY	48CD60JR0419YY	
		V-Groove	1200	Roller	47VG60JT0419YY	48VG60JT0419YY	
		Ductile V-Groove	2000	Roller	47DV60JT0419YY	48DV60JT0419YY	
		Ductile V-Groove	2000	Precision w/ Top Hats	47DV60JT6319YY	48DV60JT6319YY	
		Polyolefin	750	Roller	47PO60JB0419YY	48PO60JB0419YY	
		Polyolefin	750	Prec. Rad. Ball	47PO60JB6019YY	48PO60JB6019YY	
		Phenolic	1200	Roller	47PH60JB0419YY	48PH60JB0419YY	
		Nylon	800	Roller	47NY60JE0419YY	48NY60JE0419YY	
		Nylon	800	Prec. Rad. Ball	47NY60JE6019YY	48NY60JE6019YY	
		Glass-Filled Nylon	1200	Roller	47MA60JB0419YY	48MA60JB0419YY	
		Glass-Filled Nylon	1200	Prec. Rad. Ball	47MA60JB6019YY	48MA60JB6019YY	
		Glass-Filled Nylon	1200	Precision w/ Top Hats	47MA60JB6319YY	48MA60JB6319YY	
		Poly-U/Glass-Nylon	1200	Roller	47MU60J+0419YY	48MU60J+0419YY	G, K
		Poly-U/Glass-Nylon	1200	Prec. Rad. Ball	47MU60J+6019YY	48MU60J+6019YY	G, K
		Poly-U/Glass-Nylon	1200	Precision w/ Top Hats	47MU60JG6319YY	48MU60JG6319YY	
		Glass-Nylon V-Groove	1200	Roller	47MV60JT0417YY	48MV60JT0417YY	
		Glass-Nylon V-Groove	1200	Prec. Rad. Ball	47MV60JT6017YY	48MV60JT6017YY	
		Donut Tread Poly-U/Aluminum	900	Precision	47UA60JN6319YY	48UA60JN6319YY	

47/48 SERIES - MED/HEAVY KINGPINLESS - 2,000#



Wheel Diameter	Tread Width	Wheel Type	Load Cap.	Bearing	Swivel	Rigid	+Color
8	2	Yoke Only			47ZZ80JZ8319YY	48ZZ80JZ8319YY	
		Rubber/Steel	500	Roller	47RS80JB0419YY	48RS80JB0419YY	
		Rubber/Aluminum	550	Roller	47RA80JB0419YY	48RA80JB0419YY	
		Balloon Cushion Rubber/Alum.	500	Roller	47BC80J+0419YY	48BC80J+0419YY	X, Z
		Rubber/Polyolefin	550	Roller	47TP80J+0419YY	48TP80J+0419YY	A, T, X, Y, Z
		Rubber/Polyolefin	550	Precision w/ Top Hats	47TP80JT6319YY	48TP80JT6319YY	
		Poly-U/Polyolefin	900	Roller	47PP80J+0419YY	48PP80J+0419YY	K, M, U, W
		Poly-U/Polyolefin	900	Precision w/ Top Hats	47PP80JM6319YY	48PP80JM6319YY	
		Polyurethane/Steel	1200	Roller	47PU80J+0419YY	48PU80J+0419YY	G, V
		Polyurethane/Steel	1200	Precision w/ Top Hats	47PU80JV6319YY	48PU80JV6319YY	
		Donut Tread PU	1200	Prec. Rad. Ball	47RP80JK6019YY	48RP80JK6019YY	
		Solid Polyurethane	1000	Caged Roller	47SU80JL0919YY	48SU80JL0919YY	
		Heavy Solid Polyurethane	1400	Precision w/ Top Hats	47HU80JI6319YY	48HU80JI6319YY	
		Poly-U/Aluminum	1000	Roller	47PA80J+0419YY	48PA80J+0419YY	N, R
		EZ Rolling Crowned PU/Steel	1500	Roller	47SW80JU0419YY	48SW80JU0419YY	
		Semi Steel	1200	Roller	47SS80JS0419YY	48SS80JS0419YY	
		Heavy Duty Steel	1200	Roller	47HS80JS0419YY	48HS80JS0419YY	
		Ductile Steel	2000	Roller	47DS80JR0419YY	48DS80JR0419YY	
		Ductile Steel	2000	Precision w/ Top Hats	47DS80JR6319YY	48DS80JR6319YY	
		EZ Rolling Crowned Ductile Steel	2000	Roller	47CS80JR0419YY	48CS80JR0419YY	
		V-Groove	1200	Roller	47VG80JT0419YY	48VG80JT0419YY	
		Polyolefin	1000	Roller	47PO80JB0419YY	48PO80JB0419YY	
		Polyolefin	1000	Prec. Rad. Ball	47PO80JB6019YY	48PO80JB6019YY	
		Phenolic	1400	Roller	47PH80JB0419YY	48PH80JB0419YY	
		Nylon	1200	Roller	47NY80JE0419YY	48NY80JE0419YY	
		Nylon	1200	Prec. Rad. Ball	47NY80JE6019YY	48NY80JE6019YY	
		Glass-filled Nylon	1400	Roller	47MA80JB0419YY	48MA80JB0419YY	
		Glass-filled Nylon	1400	Prec. Rad. Ball	47MA80JB6019YY	48MA80JB6019YY	
		Glass-filled Nylon	1400	Precision w/ Top Hats	47MA80JB6319YY	48MA80JB6319YY	
		Poly-U/Glass-Nylon	1400	Roller	47MU80J+0419YY	48MU80J+0419YY	G, K
		Poly-U/Glass-Nylon	1400	Prec. Rad. Ball	47MU80J+6019YY	48MU80J+6019YY	G, K
		Poly-U/Glass-Nylon	1400	Precision w/ Top Hats	47MU80JG6319YY	48MU80JG6319YY	
		Donut Tread Poly-U/Aluminum	1000	Precision	47UA80JN6319YY	48UA80JN6319YY	



- ◆ UNIQUE HOT FORGED ASTM1045 STEEL DESIGN ELIMINATES PROBLEMS ASSOCIATED WITH KINGPIN FAILURE DUE TO SEVERE SHOCK LOADING
- ◆ TOP PLATE AND INNER RACEWAY ARE INTEGRALLY FORGED CONSTRUCTION
- ◆ PRECISION MACHINED AND INDUCTION HARDENED RACEWAY PROVIDES EXCEPTIONALLY SMOOTH PERFORMANCE
- ◆ 1/2" DIAMETER HRC45 STEEL BALL BEARINGS ABSORB THRUST AND LOAD IN SEVERE ENVIRONMENTS
- ◆ ZINC PLATED
- ◆ GREASE FITTINGS IN SWIVEL RACEWAY
- ◆ 4-POSITION NOTCHES STANDARD
- ◆ 3/4" AXLE



OPTIONS



Face Contact **F**



4-Position Lock (Weld) **P**

APPLICATIONS

- ◆ TOW LINE & SHOCK LOAD APPLICATIONS
- ◆ AIR CARGO & GROUND SUPPORT
- ◆ PLATFORM TRUCKS & STORAGE CARTS
- ◆ WAREHOUSING & FREIGHT TERMINAL DOLLIES
- ◆ MILITARY EQUIPMENT

Diameter	Overall Height	Swivel Radius
6	7-1/2	4-5/16
8	10-1/8	6-3/8
10	11-1/2	7-9/16
12	13-1/2	9-1/16

Plates			
Plate	Size	Bolt Pattern	Mounting Bolt Dia.
19	4-1/2 x 6-1/4	2-7/16 x 4-15/16 to 3-3/8 x 5-1/4	1/2



57/58 SERIES - KINGPINLESS - 6,000#



Wheel Diameter	Tread Width	Wheel Type	Load Cap.	Bearing	Swivel	Rigid	+Color	
6	2-1/2	Yoke Only*			57XX60L00019YY	58XX60L00019YY		
		Rubber/Steel	700	Roller	57RS60QB2419YY	58RS60QB2419YY		
		Polyurethane/Steel	1600	Roller	57PU60Q+2419YY	58PU60Q+2419YY	G, V	
		EZ Rolling Crowned PU/Steel	1700	Roller	57SW60QU2419YY	58SW60QU2419YY		
		EZ Rolling Crowned PU/Steel	1700	Tapered	57SW60QU7019YY	58SW60QU7019YY		
		Semi Steel	1800	Roller	57SS60QS2419YY	58SS60QS2419YY		
		Ductile Steel	3500	Roller	57DS60QR2419YY	58DS60QR2419YY		
		Ductile Steel	3500	Tapered	57DS60QR7019YY	58DS60QR7019YY		
		EZRolling Crowned Ductile Steel	3500	Roller	57CD60QR2419YY	58CD60QR2419YY		
		V-Groove	2000	Roller	57VG60QT2419YY	58VG60QT2419YY		
		Ductile V-Groove	3500	Roller	57DV60QT2419YY	58DV60QT2419YY		
	Phenolic	1600	Roller	57PH60QB2419YY	58PH60QB2419YY			
	3	Yoke Only				57XX60LZ8819YY	58XX60LZ8819YY	
		Rubber/Steel	750	Roller		57RS60LB2419YY	58RS60LB2419YY	
		Rubber/Steel	750	Tapered		57RS60LB7019YY	58RS60LB7019YY	
		Rubber/Polyolefin	800	Roller		57TP60L+2419YY	58TP60L+2419YY	A, I
		Rubber/Polyolefin	800	Precision Radial Ball		57TP60L+6919YY	58TP60L+6919YY	A, I
		Poly-U/Polyolefin	800	Roller		57PP60LM2419YY	58PP60LM2419YY	
		Poly-U/Polyolefin	800	Precision Radial Ball		57PP60LM6919YY	58PP60LM6919YY	
		Polyurethane/Steel	2000	Roller		57PU60L+2419YY	58PU60L+2419YY	G, V
		Polyurethane/Steel	2000	Precision w/ Top Hats		57PU60LG6519YY	58PU60LG6519YY	
		EZ Rolling Crowned PU/Steel	2000	Roller		57SW60LU2419YY	58SW60LU2419YY	
		EZ Rolling Crowned PU/Steel	2000	Tapered		57SW60LU7019YY	58SW60LU7019YY	
		Heavy Duty PU/Steel	3000	Roller		57EX60LG2419YY	58EX60LG2419YY	
		Heavy Duty PU/Steel	3000	Tapered		57EX60LG7019YY	58EX60LG7019YY	
		Heavy Duty PU/Steel	3000	Precision w/ Top Hats		57EX60LG6519YY	58EX60LG6519YY	
		Semi Steel	2500	Roller		57SS60LS2419YY	58SS60LS2419YY	
		Ductile Steel	6000	Roller		57DS60LR2419YY	58DS60LR2419YY	
		Ductile Steel	6000	Tapered		57DS60LR7019YY	58DS60LR7019YY	
		Ductile Steel	4600	Precision w/ Top Hats		57DS60LR6519YY	58DS60LR6519YY	
		EZRolling Crowned Ductile Steel	6000	Roller		57CD60LR2419YY	58CD60LR2419YY	
		EZRolling Crowned Ductile Steel	6000	Tapered		57CD60LR7019YY	58CD60LR7019YY	
		V-Groove	2800	Roller		57VG60L+2419YY	58VG60L+2419YY	T, W
		Ductile V-Groove	5000	Roller		57DV60L+2419YY	58DV60L+2419YY	T, W
		Ductile V-Groove	5000	Tapered		57DV60L+7019YY	58DV60L+7019YY	T, W
		Ductile V-Groove	4600	Precision w/ Top Hats		57DV60LT6519YY	58DV60LT6519YY	
Phenolic		2000	Roller		57PH60LB2419YY	58PH60LB2419YY		
8	2-1/2	Yoke Only*			57XX80LZ8819YY	58XX80LZ8819YY		
		Rubber/Steel	700	Roller	57RS80QB2419YY	58RS80QB2419YY		
		Polyurethane/Steel	2000	Roller	57PU80Q+2419YY	58PU80Q+2419YY	G, V	
		EZ Rolling Crowned PU/Steel	2000	Roller	57SW80QU2419YY	58SW80QU2419YY		
		EZ Rolling Crowned PU/Steel	2000	Tapered	57SW80QU7019YY	58SW80QU7019YY		
		Semi Steel	1800	Roller	57SS80QS2419YY	58SS80QS2419YY		
		Ductile Steel	4000	Roller	57DS80QR2419YY	58DS80QR2419YY		
		Ductile Steel	4000	Tapered	57DS80QR7019YY	58DS80QR7019YY		
		EZRolling Crowned Ductile Steel	4000	Roller	57CD80QR2419YY	58CD80QR2419YY		
		V-Groove	2500	Roller	57VG80QT2419YY	58VG80QT2419YY		
		Ductile V-Groove	3500	Roller	57DV80QT2419YY	58DV80QT2419YY		
		Ductile V-Groove	3500	Tapered	57DV80QT7019YY	58DV80QT7019YY		
		Phenolic	2000	Roller	57PH80QB2419YY	58PH80QB2419YY		

*Yoke spacing for 3-1/4" hub length



57/58 SERIES - KINGPINLESS - 6,000#

Wheel Diameter	Tread Width	Wheel Type	Load Cap.	Bearing	Swivel	Rigid	+Color
8 (cont.)	3	Yoke Only			57XX80LZ8819YY	58XX80LZ8819YY	
		Rubber/Steel	900	Roller	57RS80LB2419YY	58RS80LB2419YY	
		Rubber/Steel	900	Tapered	57RS80LB7019YY	58RS80LB7019YY	
		Rubber/Polyolefin	850	Roller	57TP80L+2419YY	58TP80L+2419YY	A, I
		Rubber/Polyolefin	850	Precision Radial Ball	57TP80L+6919YY	58TP80L+6919YY	A, I
		Poly-U/Polyolefin	850	Roller	57PP80LM2419YY	58PP80LM2419YY	
		Poly-U/Polyolefin	850	Precision Radial Ball	57PP80LM6919YY	58PP80LM6919YY	
		Polyurethane/Steel	2500	Roller	57PU80L+2419YY	58PU80L+2419YY	G, V
		Polyurethane/Steel	2500	Precision w/ Top Hats	57PU80LG6519YY	58PU80LG6519YY	
		EZ Rolling Crowned PU/Steel	2500	Roller	57SW80LU2419YY	58SW80LU2419YY	
		EZ Rolling Crowned PU/Steel	2500	Tapered	57SW80LU7019YY	58SW80LU7019YY	
		Heavy Duty PU/Steel	3500	Roller	57EX80LG2419YY	58EX80LG2419YY	
		Heavy Duty PU/Steel	3500	Tapered	57EX80LG7019YY	58EX80LG7019YY	
		Heavy Duty PU/Steel	3500	Precision w/ Top Hats	57EX80LG6519YY	58EX80LG6519YY	
		Semi Steel	2500	Roller	57SS80LS2419YY	58SS80LS2419YY	
		Ductile Steel	6000	Roller	57DS80LR2419YY	58DS80LR2419YY	
		Ductile Steel	6000	Tapered	57DS80LR7019YY	58DS80LR7019YY	
		Ductile Steel	4600	Precision w/ Top Hats	57DS80LR6519YY	58DS80LR6519YY	
		EZRolling Crowned Ductile Steel	6000	Roller	57CD80LR2419YY	58CD80LR2419YY	
		EZRolling Crowned Ductile Steel	6000	Tapered	57CD80LR7019YY	58CD80LR7019YY	
V-Groove	2800	Roller	57VG80L+2419YY	58VG80L+2419YY	T, W		
Ductile V-Groove	5000	Roller	57DV80L+2419YY	58DV80L+2419YY	T, W		
Ductile V-Groove	5000	Tapered	57DV80L+7019YY	58DV80L+7019YY	T, W		
Phenolic	2500	Roller	57PH80LB2419YY	58PH80LB2419YY			
10	2-1/2	Yoke Only*			57XX10LZ8819YY	58XX10LZ8819YY	
		Rubber/Steel	950	Roller	57RS10QB2419YY	58RS10QB2419YY	
		Polyurethane/Steel	2200	Roller	57PU10Q+2419YY	58PU10Q+2419YY	G, V
		EZ Rolling Crowned PU/Steel	2500	Roller	57SW10QU2419YY	58SW10QU2419YY	
		Semi Steel	2000	Roller	57SS10QS2419YY	58SS10QS2419YY	
	Phenolic	2500	Roller	57PH10QB2419YY	58PH10QB2419YY		
	3	Yoke Only			57XX10LZ8819YY	58XX10LZ8819YY	
		Rubber/Steel	1000	Roller	57RS10LB2419YY	58RS10LB2419YY	
		Rubber/Steel	1000	Tapered	57RS10LB7019YY	58RS10LB7019YY	
		Rubber/Polyolefin	1300	Roller	57TP10L+2419YY	58TP10L+2419YY	A, I
		Rubber/Polyolefin	1300	Precision Radial Ball	57TP10L+6919YY	58TP10L+6919YY	
		Poly-U/Polyolefin	1300	Roller	57PP10LM2419YY	58PP10LM2419YY	
		Poly-U/Polyolefin	1300	Precision Radial Ball	57PP10LM6919YY	58PP10LM6919YY	
		Polyurethane/Steel	3000	Roller	57PU10L+2419YY	58PU10L+2419YY	G, V
		Polyurethane/Steel	3000	Precision w/ Top Hats	57PU10LG6519YY	58PU10LG6519YY	
		EZ Rolling Crowned PU/Steel	3000	Roller	57SW10LU2419YY	58SW10LU2419YY	
		EZ Rolling Crowned PU/Steel	3000	Tapered	57SW10LU7019YY	58SW10LU7019YY	
		Heavy Duty PU/Steel	4000	Roller	57EX10LG2419YY	58EX10LG2419YY	
		Heavy Duty PU/Steel	4000	Tapered	57EX10LG7019YY	58EX10LG7019YY	
		Heavy Duty PU/Steel	4000	Precision w/ Top Hats	57EX10LG6519YY	58EX10LG6519YY	
Semi Steel		2500	Roller	57SS10LS2419YY	58SS10LS2419YY		
Ductile Steel	6000	Roller	57DS10LR2419YY	58DS10LR2419YY			
Ductile Steel	6000	Tapered	57DS10LR7019YY	58DS10LR7019YY			
Ductile Steel	4600	Precision w/ Top Hats	57DS10LR6519YY	58DS10LR6519YY			
EZRolling Crowned Ductile Steel	6000	Roller	57CD10LR2419YY	58CD10LR2419YY			
EZRolling Crowned Ductile Steel	6000	Tapered	57CD10LR7019YY	58CD10LR7019YY			
V-Groove	3000	Roller	57VG10L+2419YY	58VG10L+2419YY	T, W		
Ductile V-Groove	6000	Roller	57DV10L+2419YY	58DV10L+2419YY	T, W		
*Yoke spacing for 3-1/4" hub length				Tapered	57DV10L+7019YY	58DV10L+7019YY	T, W
Ductile V-Groove	4600	Precision w/ Top Hats	57DV10LT6519YY	58DV10LT6519YY			
Phenolic	2500	Roller	57PH10LB2419YY	58PH10LB2419YY			



Wheel Diameter	Tread Width	Wheel Type	Load Cap.	Bearing	Swivel	Rigid	+Color	
12	2-1/2	Yoke Only*			57XX12LZ8819YY	58XX12LZ8819YY		
		Rubber/Steel	1000	Roller	57RS12QB2419YY	58RS12QB2419YY		
		Polyurethane/Steel	2500	Roller	57PU12Q+2419YY	58PU12Q+2419YY	G, V	
		EZ Rolling Crowned PU/Steel	2700	Roller	57SW12QU2419YY	58SW12QU2419YY		
		Semi Steel	1800	Roller	57SS12QS2419YY	58SS12QS2419YY		
		Phenolic	3000	Roller	57PH12QB2419YY	58PH12QB2419YY		
	3	Yoke Only				57XX12LZ8819YY	58XX12LZ8819YY	
		Rubber/Steel	1200	Roller	57RS12LB2419YY	58RS12LB2419YY		
		Rubber/Steel	1200	Tapered	57RS12LB7019YY	58RS12LB7019YY		
		Rubber/Polyolefin	1500	Roller	57TP12LI2419YY	58TP12LI2419YY		
		Rubber/Polyolefin	1500	Precision Radial Ball	57TP12LI6919YY	58TP12LI6919YY		
		Poly-U/Polyolefin	1500	Roller	57PP12LM2419YY	58PP12LM2419YY		
		Poly-U/Polyolefin	1500	Precision Radial Ball	57PP12LM6919YY	58PP12LM6919YY		
		Polyurethane/Steel	3500	Roller	57PU12L+2419YY	58PU12L+2419YY	G, V	
		Polyurethane/Steel	3500	Precision w/ Top Hats	57PU12LG6519YY	58PU12LG6519YY		
		EZ Rolling Crowned PU/Steel	3500	Roller	57SW12LU2419YY	58SW12LU2419YY		
		EZ Rolling Crowned PU/Steel	3500	Tapered	57SW12LU7019YY	58SW12LU7019YY		
		Heavy Duty PU/Steel	4000	Roller	57EX12LG2419YY	58EX12LG2419YY		
		Heavy Duty PU/Steel	4000	Tapered	57EX12LG7019YY	58EX12LG7019YY		
		Heavy Duty PU/Steel	4000	Precision w/ Top Hats	57EX12LG6519YY	58EX12LG6519YY		
		Semi Steel	2500	Roller	57SS12LS2419YY	58SS12LS2419YY		
		Ductile Steel	6000	Roller	57DS12LR2419YY	58DS12LR2419YY		
		Ductile Steel	6000	Tapered	57DS12LR7019YY	58DS12LR7019YY		
		Ductile Steel	4600	Precision w/ Top Hats	57DS12LR6519YY	58DS12LR6519YY		
		EZ Rolling Crowned Ductile Steel	6000	Roller	57CD12LR2419YY	58CD12LR2419YY		
		EZ Rolling Crowned Ductile Steel	6000	Tapered	57CD12LR7019YY	58CD12LR7019YY		
		Phenolic	3500	Roller	57PH12LB2419YY	58PH12LB2419YY		
		Semi Pneumatic	600	Ball	57PH12LC5319YY	58SN12LC5319YY		

*Yoke spacing for 3-1/4" hub length

CHOOSING THE RIGHT WHEEL BEARINGS FOR YOUR APPLICATION

Roller Bearings



Standard bearing for general duty applications. All steel construction. Cost effective and reliable, but requires lubrication maintenance. Acceptable for high temperature applications.

Tapered Roller Bearings



Most effective bearing for maximizing load capacity. Performs well in towline and continuous use applications. Requires lubrication maintenance.

Sealed Precision Bearings



Ergonomic solution: Has the lowest rolling resistance of all bearing types. Requires the least amount of effort to start and maintain rolling motion. Sealed design requires no lubrication maintenance. Designed for use with top hat bushings. Wheel bore must be precision machined to install.


Precision Radial Ball Bearings



Features same ergonomic characteristics as Sealed Precision Bearings with the advantage of having the bushings integrated into the design of the bearing. Requires no lubrication maintenance. For use with non-metallic hub wheels only. Fits stock wheel bore sizes.



- ◆ UNIQUE HOT FORGED ASTM1045 STEEL DESIGN ELIMINATES PROBLEMS ASSOCIATED WITH KINGPIN FAILURE DUE TO SEVERE SHOCK LOADING
- ◆ TOP PLATE AND INNER RACEWAY ARE INTEGRALLY FORGED CONSTRUCTION
- ◆ PRECISION MACHINED AND INDUCTION HARDENED RACEWAY PROVIDES EXCEPTIONALLY SMOOTH PERFORMANCE
- ◆ 1/2" DIAMETER HRC45 STEEL BALL BEARINGS ABSORB THRUST AND LOAD IN SEVERE ENVIRONMENTS
- ◆ ZINC PLATED
- ◆ GREASE FITTINGS IN SWIVEL RACEWAY
- ◆ 4-POSITION NOTCHES STANDARD
- ◆ 3/4" AXLE



APPLICATIONS

- ◆ TOW LINE & SHOCK LOAD APPLICATIONS
- ◆ AIR CARGO & GROUND SUPPORT
- ◆ PLATFORM TRUCKS & STORAGE CARTS
- ◆ WAREHOUSING & FREIGHT TERMINAL DOLLIES
- ◆ TRACTOR PULLED TRAILERS
- ◆ MILITARY EQUIPMENT

Diameter	Overall Height	Swivel Radius
6	8	4-3/4
8	10-1/2	6-1/2
10	12-1/2	8-1/32
12	15-1/2	10-1/32

OPTIONS



Face Contact **F**



4-Position Lock (Weld) **P**

Plates

Plate	Size	Bolt Pattern	Mounting Bolt Dia.
25	5-1/4 X 7-1/4	3-3/8 x 5-1/4 to 4-1/8 x 6-1/8	1/2



61/62 SERIES - KINGPINLESS - 7,000#



Wheel Diameter	Tread Width	Wheel Type	Load Cap.	Bearing	Swivel	Rigid	+Color	
6	2-1/2	Yoke Only*			61XX60L00025YY	62XX60L00025YY		
		Rubber/Steel	700	Roller	61RS60QB2425YY	62RS60QB2425YY		
		Polyurethane/Steel	1600	Roller	61PU60Q+2425YY	62PU60Q+2425YY	G, V	
		EZ Rolling Crowned PU/Steel	1700	Roller	61SW60QU2425YY	62SW60QU2425YY		
		EZ Rolling Crowned PU/Steel	1700	Tapered	61SW60QU7025YY	62SW60QU7025YY		
		Semi Steel	1800	Roller	61SS60QS2425YY	62SS60QS2425YY		
		Ductile Steel	3500	Roller	61DS60QR2425YY	62DS60QR2425YY		
		Ductile Steel	3500	Tapered	61DS60QR7025YY	62DS60QR7025YY		
		EZ Rolling Crowned Ductile Steel	3500	Roller	61CD60QR2425YY	62CD60QR2425YY		
		V-Groove	2000	Roller	61VG60QT2425YY	62VG60QT2425YY		
		Ductile V-Groove	3500	Roller	61DV60QT2425YY	62DV60QT2425YY		
		Phenolic	1600	Roller	61PH60QB2425YY	62PH60QB2425YY		
	3	Yoke Only				61XX60LZ8825YY	62XX60LZ8825YY	
		Rubber/Steel	750	Roller	61RS60LB2425YY	62RS60LB2425YY		
		Rubber/Steel	750	Tapered	61RS60LB7025YY	62RS60LB7025YY		
		Rubber/Polyolefin	800	Roller	61TP60L+2425YY	62TP60L+2425YY	A, I	
		Rubber/Polyolefin	800	Precision Radial Ball	61TP60L+6925YY	62TP60L+6925YY	A, I	
		Poly-U/Polyolefin	800	Roller	61PP60LM2425YY	62PP60LM2425YY		
		Poly-U/Polyolefin	800	Precision Radial Ball	61PP60LM6925YY	62PP60LM6925YY		
		Polyurethane/Steel	2000	Roller	61PU60L+2425YY	62PU60L+2425YY	G, V	
		Polyurethane/Steel	2000	Precision w/ Top Hats	61PU60LG6525YY	62PU60LG6525YY		
		EZ Rolling Crowned PU/Steel	2000	Roller	61SW60LU2425YY	62SW60LU2425YY		
		EZ Rolling Crowned PU/Steel	2000	Tapered	61SW60LU7025YY	62SW60LU7025YY		
		Heavy Duty PU/Steel	3000	Roller	61EX60LG2425YY	62EX60LG2425YY		
		Heavy Duty PU/Steel	3000	Tapered	61EX60LG7025YY	62EX60LG7025YY		
		Heavy Duty PU/Steel	3000	Precision w/ Top Hats	61EX60LG6525YY	62EX60LG6525YY		
		Semi Steel	2500	Roller	61SS60LS2425YY	62SS60LS2425YY		
		Ductile Steel	6000	Roller	61DS60LR2425YY	62DS60LR2425YY		
		Ductile Steel	7000	Tapered	61DS60LR7025YY	62DS60LR7025YY		
		Ductile Steel	4600	Precision w/ Top Hats	61DS60LR6525YY	62DS60LR6525YY		
		EZ Rolling Crowned Ductile Steel	6000	Roller	61CD60LR2425YY	62CD60LR2425YY		
		EZ Rolling Crowned Ductile Steel	6000	Tapered	61CD60LR7025YY	62CD60LR7025YY		
		V-Groove	2800	Roller	61VG60L+2425YY	62VG60L+2425YY	T, W	
		Ductile V-Groove	5000	Roller	61DV60L+2425YY	62DV60L+2425YY	T, W	
		Ductile V-Groove	5000	Tapered	61DV60L+7025YY	62DV60L+7025YY	T, W	
		Ductile V-Groove	4600	Precision w/ Top Hats	61DV60LT6525YY	62DV60LT6525YY		
		Phenolic	2000	Roller	61PH60LB2425YY	62PH60LB2425YY		

*Yoke spacing for 3-1/4" hub length



61/62 SERIES - KINGPINLESS - 7,000#

Wheel Diameter	Tread Width	Wheel Type	Load Cap.	Bearing	Swivel	Rigid	+Color	
8	2-1/2	Yoke Only*			61XX80LZ8825YY	62XX80LZ8825YY		
		Rubber/Steel	700	Roller	61RS80QB2425YY	62RS80QB2425YY		
		Polyurethane/Steel	1600	Roller	61PU80Q+2425YY	62PU80Q+2425YY	G, V	
		Semi Steel	1800	Roller	61SS80QS2425YY	62SS80QS2425YY		
		Ductile Steel	4000	Roller	61DS80QR2425YY	62DS80QR2425YY		
		Ductile Steel	4000	Tapered	61DS80QR7025YY	62DS80QR7025YY		
		EZRolling Crowned Ductile Steel	4000	Roller	61CD80QR2425YY	62CD80QR2425YY		
		V-Groove	2500	Roller	61VG80QT2425YY	62VG80QT2425YY		
		Ductile V-Groove	3500	Roller	61DV80QT2425YY	62DV80QT2425YY		
		Ductile V-Groove	3500	Tapered	61DV80QT7025YY	62DV80QT7025YY		
		Phenolic	2000	Roller	61PH80QB2425YY	62PH80QB2425YY		
	3	Yoke Only				61XX80LZ8825YY	62XX80LZ8825YY	
		Rubber/Steel	900	Roller	61RS80LB2425YY	62RS80LB2425YY		
		Rubber/Steel	900	Tapered	61RS80LB7025YY	62RS80LB7025YY		
		Rubber/Polyolefin	850	Roller	61TP80L+2425YY	62TP80L+2425YY	A, I	
		Rubber/Polyolefin	850	Precision Radial Ball	61TP80L+6925YY	62TP80L+6925YY	A, I	
		Poly-U/Polyolefin	850	Roller	61PP80LM2425YY	62PP80LM2425YY		
		Poly-U/Polyolefin	850	Precision Radial Ball	61PP80LM6925YY	62PP80LM6925YY		
		Polyurethane/Steel	2500	Roller	61PU80L+2425YY	62PU80L+2425YY	G, V	
		Polyurethane/Steel	2500	Precision w/ Top Hats	61PU80LG6525YY	62PU80LG6525YY		
		EZ Rolling Crowned PU/Steel	2500	Roller	61SW80LU2425YY	62SW80LU2425YY		
		EZ Rolling Crowned PU/Steel	2500	Tapered	61SW80LU7025YY	62SW80LU7025YY		
		Heavy Duty PU/Steel	3500	Roller	61EX80LG2425YY	62EX80LG2425YY		
		Heavy Duty PU/Steel	3500	Tapered	61EX80LG7025YY	62EX80LG7025YY		
		Heavy Duty PU/Steel	3500	Precision w/ Top Hats	61EX80LG6525YY	62EX80LG6525YY		
		Semi Steel	2500	Roller	61SS80LS2425YY	62SS80LS2425YY		
		Ductile Steel	6000	Roller	61DS80LR2425YY	62DS80LR2425YY		
		Ductile Steel	7000	Tapered	61DS80LR7025YY	62DS80LR7025YY		
		Ductile Steel	4600	Precision w/ Top Hats	61DS80LR6525YY	62DS80LR6525YY		
		EZRolling Crowned Ductile Steel	6000	Roller	61CD80LR2425YY	62CD80LR2425YY		
		EZRolling Crowned Ductile Steel	7000	Tapered	61CD80LR7025YY	62CD80LR7025YY		
		V-Groove	2800	Roller	61VG80L+2425YY	62VG80L+2425YY	T, W	
Ductile V-Groove	5000	Roller	61DV80L+2425YY	62DV80L+2425YY	T, W			
Ductile V-Groove	5000	Tapered	61DV80L+7025YY	62DV80L+7025YY	T, W			
Phenolic	2500	Roller	61PH80LB2425YY	62PH80LB2425YY				
10	2-1/2	Yoke Only*			61XX10LZ8825YY	62XX10LZ8825YY		
		Rubber/Steel	950	Roller	61RS10QB2425YY	62RS10QB2425YY		
		Polyurethane/Steel	2200	Roller	61PU10Q+2425YY	62PU10Q+2425YY	G, V	
		EZ Rolling Crowned PU/Steel	2500	Roller	61SW10QU2425YY	62SW10QU2425YY		
		Semi Steel	2000	Roller	61SS10QS2425YY	62SS10QS2425YY		
		Phenolic	2000	Roller	61PH10QB2425YY	62PH10QB2425YY		

*Yoke spacing for 3-1/4" hub length

61/62 SERIES - KINGPINLESS - 7,000#



Wheel Diameter	Tread Width	Wheel Type	Load Cap.	Bearing	Swivel	Rigid	+Color
10 (Cont.)	3	Yoke Only			61XX10LZ8825YY	62XX10LZ8825YY	
		Rubber/Steel	1000	Roller	61RS10LB2425YY	62RS10LB2425YY	
		Rubber/Steel	1000	Tapered	61RS10LB7025YY	62RS10LB7025YY	
		Rubber/Polyolefin	1300	Roller	61TP10L+2425YY	62TP10L+2425YY	A, I
		Rubber/Polyolefin	1300	Precision Radial Ball	61TP10L+6925YY	62TP10L+6925YY	A, I
		Poly-U/Polyolefin	1300	Roller	61PP10LM2425YY	62PP10LM2425YY	
		Poly-U/Polyolefin	1300	Precision Radial Ball	61PP10LM6925YY	62PP10LM6925YY	
		Polyurethane/Steel	3000	Roller	61PU10L+2425YY	62PU10L+2425YY	G, V
		Polyurethane/Steel	3000	Precision w/ Top Hats	61PU10LG6525YY	62PU10LG6525YY	
		EZ Rolling Crowned PU/Steel	3000	Roller	61SW10LU2425YY	62SW10LU2425YY	
		EZ Rolling Crowned PU/Steel	3000	Tapered	61SW10LU7025YY	62SW10LU7025YY	
		Heavy Duty PU/Steel	4000	Roller	61EX10LG2425YY	62EX10LG2425YY	
		Heavy Duty PU/Steel	4000	Tapered	61EX10LG7025YY	62EX10LG7025YY	
		Heavy Duty PU/Steel	4000	Precision w/ Top Hats	61EX10LG6525YY	62EX10LG6525YY	
		Semi Steel	2500	Roller	61SS10LS2425YY	62SS10LS2425YY	
		Ductile Steel	6000	Roller	61DS10LR2425YY	62DS10LR2425YY	
		Ductile Steel	7000	Tapered	61DS10LR7025YY	62DS10LR7025YY	
		Ductile Steel	4600	Precision w/ Top Hats	61DS10LR6525YY	62DS10LR6525YY	
		EZ Rolling Crowned Ductile Steel	6000	Roller	61CD10LR2425YY	62CD10LR2425YY	
		EZ Rolling Crowned Ductile Steel	7000	Tapered	61CD10LR7025YY	62CD10LR7025YY	
		EZ Rolling Crowned Ductile Steel	4600	Precision w/ Top Hats	61CD10LR6525YY	62CD10LR6525YY	
		V-Groove	3000	Roller	61VG10L+2425YY	62VG10L+2425YY	T, W
		Ductile V-Groove	6000	Roller	61DV10L+2425YY	62DV10L+2425YY	T, W
		Ductile V-Groove	6000	Tapered	61DV10L+7025YY	62DV10L+7025YY	T, W
Phenolic	2500	Roller	61PH10LB2425YY	62PH10LB2425YY			
12	2-1/2	Yoke Only*			61XX12LZ8825YY	62XX12LZ8825YY	
		Rubber/Steel	1000	Roller	61RS12QB2425YY	62RS12QB2425YY	
		Polyurethane/Steel	2500	Roller	61PU12Q+2425YY	62PU12Q+2425YY	G, V
		EZ Rolling Crowned PU/Steel	2700	Roller	61SW12QU2425YY	62SW12QU2425YY	
		Semi Steel	1800	Roller	61SS12QS2425YY	62SS12QS2425YY	
		Phenolic	3000	Roller	61PH12QB2425YY	62PH12QB2425YY	
	3	Yoke Only			61XX12LZ8825YY	62XX12LZ8825YY	
		Rubber/Steel	1200	Roller	61RS12LB2425YY	62RS12LB2425YY	
		Rubber/Steel	1200	Tapered	61RS12LB7025YY	62RS12LB7025YY	
		Rubber/Polyolefin	1500	Roller	61TP12L+2425YY	62TP12L+2425YY	A, I
		Rubber/Polyolefin	1500	Precision Radial Ball	61TP12L+6925YY	62TP12L+6925YY	A, I
		Poly-U/Polyolefin	1500	Roller	61PP12LM2425YY	62PP12LM2425YY	
		Poly-U/Polyolefin	1500	Precision Radial Ball	61PP12LM6925YY	62PP12LM6925YY	
		Polyurethane/Steel	3500	Roller	61PU12L+2425YY	62PU12L+2425YY	G, V
		Polyurethane/Steel	3500	Precision w/ Top Hats	61PU12LG6525YY	62PU12LG6525YY	
		EZ Rolling Crowned PU/Steel	3500	Roller	61SW12LU2425YY	62SW12LU2425YY	
		EZ Rolling Crowned PU/Steel	3500	Tapered	61SW12LU7025YY	62SW12LU7025YY	
		Heavy Duty PU/Steel	4000	Roller	61EX12LG2425YY	62EX12LG2425YY	
		Heavy Duty PU/Steel	4000	Tapered	61EX12LG7025YY	62EX12LG7025YY	
		Heavy Duty PU/Steel	4000	Precision w/ Top Hats	61EX12LG6525YY	62EX12LG6525YY	
		Semi Steel	2500	Roller	61SS12LS2425YY	62SS12LS2425YY	
		Ductile Steel	6000	Roller	61DS12LR2425YY	62DS12LR2425YY	
		Ductile Steel	7000	Tapered	61DS12LR7025YY	62DS12LR7025YY	
		Ductile Steel	4600	Precision w/ Top Hats	61DS12LR6525YY	62DS12LR6525YY	
EZ Rolling Crowned Ductile Steel	6000	Roller	61CD12LR2425YY	62CD12LR2425YY			
EZ Rolling Crowned Ductile Steel	7000	Tapered	61CD12LR7025YY	62CD12LR7025YY			
Phenolic	3500	Roller	61PH12LB2425YY	62PH12LB2425YY			
Semi Pneumatic	600	Ball	61SN12LC5325YY	62SN12LC5325YY			

*Yoke spacing for 3-1/4" hub length



63/64 SERIES - KINGPINLESS - 20,000#

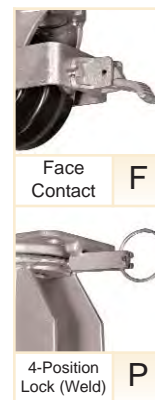
- ◆ UNIQUE HOT FORGED ASTM1045 STEEL DESIGN ELIMINATES PROBLEMS ASSOCIATED WITH KINGPIN FAILURE DUE TO SEVERE SHOCK LOADING
- ◆ TOP PLATE AND INNER RACEWAY ARE INTEGRALLY FORGED CONSTRUCTION
- ◆ PRECISION MACHINED AND INDUCTION HARDENED RACEWAY PROVIDES EXCEPTIONALLY SMOOTH PERFORMANCE
- ◆ ZINC PLATED
- ◆ GREASE FITTINGS IN SWIVEL RACEWAY
- ◆ 1/2" MOUNTING BOLT DIAMETER
- ◆ 1" AXLE FOR 3" WIDE WHEELS
- ◆ 1-1/4" AXLE FOR 4" WIDE WHEELS

APPLICATIONS

- ◆ TOW LINE & SHOCK LOAD APPLICATIONS
- ◆ AIR CARGO & GROUND SUPPORT
- ◆ PLATFORM TRUCKS & STORAGE CARTS
- ◆ WAREHOUSING & FREIGHT TERMINAL DOLLIES
- ◆ TRACTOR PULLED TRAILERS
- ◆ MILITARY EQUIPMENT



OPTIONS



Diameter	Overall Height	Swivel Radius
6	8-1/2	4-3/4
8	10-1/2	6-3/16
10	12-1/2	7-11/16
12	15-1/2	9-5/8
16	19	12-3/8

Plates			
Plate	Size	Bolt Pattern	Mounting Bolt Dia.
30	6-1/4 x 7-1/2	4-1/2 x 6 to 4-1/8 x 6-1/8	1/2 to 9/16

Wheel Diameter	Tread Width	Wheel Type	Load Cap.	Bearing	Swivel	Rigid	+Color
6	3	Yoke Only			63XX60LZ7130YY	64XX60LZ7130YY	
		Rubber/Steel	750	Roller	63RS60LB2630YY	64RS60LB2630YY	
		Rubber/Steel	750	Tapered	63RS60LB7130YY	64RS60LB7130YY	
		Rubber/Polyolefin	800	Roller	63TP60L+2630YY	64TP60L+2630YY	A, I
		Poly-U/Polyolefin	800	Roller	63PP60LM2630YY	64PP60LM2630YY	
		Polyurethane/Steel	2000	Roller	63PU60L+2630YY	64PU60L+2630YY	G, V
		EZ Rolling Crowned PU/Steel	2000	Roller	63SW60LU2630YY	64SW60LU2630YY	
		EZ Rolling Crowned PU/Steel	2000	Tapered	63SW60LU7130YY	64SW60LU7130YY	
		Heavy Duty PU/Steel	3000	Roller	63EX60LG2630YY	64EX60LG2630YY	
		Heavy Duty PU/Steel	3000	Tapered	63EX60LG7130YY	64EX60LG7130YY	
		Heavy Duty PU/Steel	3000	Precision w/ Top Hats	63EX60LG6730YY	64EX60LG6730YY	
		Semi Steel	2500	Roller	63SS60LS2630YY	64SS60LS2630YY	
		Ductile Steel	6000	Roller	63DS60LR2630YY	64DS60LR2630YY	
		Ductile Steel	10000	Tapered	63DS60LR7130YY	64DS60LR7130YY	
		Ductile Steel	6600	Precision w/ Top Hats	63DS60LR6730YY	64DS60LR6730YY	
		EZRolling Crowned Ductile Steel	6000	Roller	63CD60LR2630YY	64CD60LR2630YY	
		EZRolling Crowned Ductile Steel	10000	Tapered	63CD60LR7130YY	64CD60LR7130YY	
		V-Groove	2800	Roller	63VG60L+2630YY	64VG60L+2630YY	T, W
		Ductile V-Groove	5000	Roller	63DV60L+2630YY	64DV60L+2630YY	T, W
		Ductile V-Groove	5000	Tapered	63DV60L+7130YY	64DV60L+7130YY	T, W
Phenolic	2000	Roller	63PH60LB2630YY	64PH60LB2630YY			



63/64 SERIES - KINGPINLESS - 20,000#



Wheel Diameter	Tread Width	Wheel Type	Load Cap.	Bearing	Swivel	Rigid	+Color	
8	3	Yoke Only			63XX80LZ7130YY	64XX80LZ7130YY		
		Rubber/Steel	900	Roller	63RS80LB2630YY	64RS80LB2630YY		
		Rubber/Steel	900	Tapered	63RS80LB7130YY	64RS80LB7130YY		
		Rubber/Polyolefin	850	Roller	63TP80L+2630YY	64TP80L+2630YY	A, I	
		Poly-U/Polyolefin	850	Roller	63PP80LM2630YY	64PP80LM2630YY		
		Polyurethane/Steel	2500	Roller	63PU80L+2630YY	64PU80L+2630YY	G, V	
		EZ Rolling Crowned PU/Steel	2500	Roller	63SW80LU2630YY	64SW80LU2630YY		
		EZ Rolling Crowned PU/Steel	2500	Tapered	63SW80LU7130YY	64SW80LU7130YY		
		Heavy Duty PU/Steel	3500	Roller	63EX80LG2630YY	64EX80LG2630YY		
		Heavy Duty PU/Steel	3500	Tapered	63EX80LG7130YY	64EX80LG7130YY		
		Heavy Duty PU/Steel	3500	Precision w/ Top Hats	63EX80LG6730YY	64EX80LG6730YY		
		Semi Steel	2500	Roller	63SS80LS2630YY	64SS80LS2630YY		
		Ductile Steel	6000	Roller	63DS80LR2630YY	64DS80LR2630YY		
		Ductile Steel	10000	Tapered	63DS80LR7130YY	64DS80LR7130YY		
		Ductile Steel	6600	Precision w/ Top Hats	63DS80LR6730YY	64DS80LR6730YY		
		EZ Rolling Crowned Ductile Steel	6000	Roller	63CD80LR2630YY	64CD80LR2630YY		
		EZ Rolling Crowned Ductile Steel	10000	Tapered	63CD80LR7130YY	64CD80LR7130YY		
		V-Groove	2800	Roller	63VG80L+2630YY	64VG80L+2630YY	T, W	
		Ductile V-Groove	5000	Roller	63DV80L+2630YY	64DV80L+2630YY	T, W	
	Ductile V-Groove	5000	Tapered	63DV80L+7130YY	64DV80L+7130YY	T, W		
	Phenolic	2500	Roller	63PH80LB2630YY	64PH80LB2630YY			
	4	Yoke Only			63XX80NZ740YY	64XX80NZ7430YY		
		Polyurethane/Steel	3800	Roller	63PU80NG3330YY	64PU80NG3330YY		
		Heavy Duty PU/Steel	4000	Roller	63EX80NG3330YY	64EX80NG3330YY		
		Heavy Duty PU/Steel	4000	Tapered	63EX80NG7430YY	64EX80NG7430YY		
		Heavy Duty PU/Steel	4000	Precision w/ Top Hats	63EX80NG6830YY	64EX80NG6830YY		
		Ductile Steel	8000	Roller	63DS80NR3330YY	64DS80NR3330YY		
		Ductile Steel	17000	Tapered	63DS80NR7430YY	64DS80NR7430YY		
		Ductile Steel	8600	Precision w/ Top Hats	63DS80NR6830YY	64DS80NR6830YY		
	10	3	Yoke Only			63XX10LZ7130YY	64XX10LZ7130YY	
			Rubber/Steel	1000	Roller	63RS10LB2630YY	64RS10LB2630YY	
			Rubber/Steel	1000	Tapered	63RS10LB7130YY	64RS10LB7130YY	
Rubber/Polyolefin			1300	Roller	63TP10L+2630YY	64TP10L+2630YY	A, I	
Polyurethane/Steel			3000	Roller	63PU10L+2630YY	64PU10L+2630YY	G, V	
EZ Rolling Crowned PU/Steel			3000	Roller	63SW10LU2630YY	64SW10LU2630YY		
EZ Rolling Crowned PU/Steel			3000	Tapered	63SW10LU7130YY	64SW10LU7130YY		
Heavy Duty PU/Steel			4000	Roller	63EX10LG2630YY	64EX10LG2630YY		
Heavy Duty PU/Steel			4000	Tapered	63EX10LG7130YY	64EX10LG7130YY		
Heavy Duty PU/Steel			4000	Precision w/ Top Hats	63EX10LG6730YY	64EX10LG6730YY		
1 Semi Steel			2500	Roller	63SS10LS2630YY	64SS10LS2630YY		
Ductile Steel			6000	Roller	63DS10LR2630YY	64DS10LR2630YY		
Ductile Steel			6000	Tapered	63DS10LR7130YY	64DS10LR7130YY		
Ductile Steel			6600	Precision w/ Top Hats	63DS10LR6730YY	64DS10LR6730YY		
EZ Rolling Crowned Ductile Steel			6000	Roller	63CD10LR2630YY	64CD10LR2630YY		
EZ Rolling Crowned Ductile Steel			6000	Tapered	63CD10LR7130YY	64CD10LR7130YY		
V-Groove			6000	Roller	63VG10L+2630YY	64VG10L+2630YY	T, W	
Ductile V-Groove		6000	Roller	63DV10L+2630YY	64DV10L+2630YY	T, W		
Ductile V-Groove		6000	Tapered	63DV10L+7130YY	64DV10L+7130YY	T, W		
Phenolic		2500	Roller	63PH10LB2630YY	64PH10LB2630YY			





63/64 SERIES - KINGPINLESS - 20,000#

Wheel Diameter	Tread Width	Wheel Type	Load Cap.	Bearing	Swivel	Rigid	+Color
10	4	Yoke Only			63XX10NZ7430YY	64XX10NZ7430YY	
		Rubber/Steel	1400	Roller	63RS10NB3330YY	64RS10NB3330YY	
		Heavy Duty PU/Steel	5000	Roller	63EX10NG3330YY	64EX10NG3330YY	
		Heavy Duty PU/Steel	5000	Tapered	63EX10NG7430YY	64EX10NG7430YY	
		Heavy Duty PU/Steel	5000	Precision w/ Top Hats	63EX10NG6830YY	64EX10NG6830YY	
		Ductile Steel	8000	Roller	63DS10NR3330YY	64DS10NR3330YY	
		Ductile Steel	17000	Tapered	63DS10NR7430YY	64DS10NR7430YY	
		Ductile Steel	8600	Precision w/ Top Hats	63DS10NR6830YY	64DS10NR6830YY	
12	3	Yoke Only			63XX12LZ7130YY	64XX12LZ7130YY	
		Rubber/Steel	1200	Roller	63RS12LB2630YY	64RS12LB2630YY	
		Rubber/Steel	1200	Tapered	63RS12LB7130YY	64RS12LB7130YY	
		Rubber/Polyolefin	1500	Roller	63TP12L+2630YY	64TP12L+2630YY	A, I
		Poly-U/Polyolefin	1500	Roller	63PP12LM2630YY	64PP12LM2630YY	
		Polyurethane/Steel	3500	Roller	63PU12L+2630YY	64PU12L+2630YY	G, V
		EZ Rolling Crowned PU/Steel	3500	Roller	63SW12LU2630YY	64SW12LU2630YY	
		EZ Rolling Crowned PU/Steel	3500	Tapered	63SW10LU7130YY	64SW10LU7130YY	
		Heavy Duty PU/Steel	4000	Roller	63EX12LG2630YY	64EX12LG2630YY	
		Heavy Duty PU/Steel	4000	Tapered	63EX12LG7130YY	64EX12LG7130YY	
		Heavy Duty PU/Steel	4000	Precision w/ Top Hats	63EX12LG6730YY	64EX12LG6730YY	
		Semi Steel	2500	Roller	63SS12LS2630YY	64SS12LS2630YY	
		Ductile Steel	6000	Roller	63DS12LR2630YY	64DS12LR2630YY	
		Ductile Steel	10000	Tapered	63DS12LR7130YY	64DS12LR7130YY	
		EZ Rolling Crowned Ductile Steel	6000	Roller	63CD12LR2630YY	64CD12LR2630YY	
		EZ Rolling Crowned Ductile Steel	10000	Tapered	63CD12LR7130YY	64CD12LR7130YY	
	Phenolic	3500	Roller	63PH12LB2630YY	64PH12LB2630YY		
	4	Yoke Only			63XX12NZ7430YY	64XX12NZ7430YY	
		Rubber/Steel	1600	Roller	63RS12NB3330YY	64RS12NB3330YY	
		Heavy Duty PU/Steel	5800	Roller	63EX12NG3330YY	64EX12NG3330YY	
		Heavy Duty PU/Steel	5800	Tapered	63EX12NG7430YY	64EX12NG7430YY	
		Heavy Duty PU/Steel	5800	Precision w/ Top Hats	63EX12NG6830YY	64EX12NG6830YY	
		Ductile Steel	9000	Roller	63DS12NR3330YY	64DS12NR3330YY	
		Ductile Steel	17000	Tapered	63DS12NR7430YY	64DS12NR7430YY	
Phenolic		6500	Roller	63PH12MB3330YY	64PH12MB3330YY		

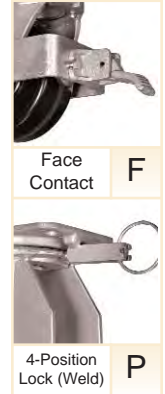
65/66 SERIES - KINGPINLESS - 17,000#



- ◆ UNIQUE HOT FORGED ASTM1045 STEEL DESIGN
ELIMINATES PROBLEMS ASSOCIATED WITH KINGPIN
FAILURE DUE TO SEVERE SHOCK LOADING
- ◆ TOP PLATE AND INNER RACEWAY ARE INTEGRALLY
FORGED CONSTRUCTION
- ◆ PRECISION MACHINED AND INDUCTION HARDENED
RACEWAY PROVIDES EXCEPTIONALLY
SMOOTH PERFORMANCE
- ◆ ZINC PLATED
- ◆ GREASE FITTINGS IN SWIVEL RACEWAY
- ◆ 1-1/4" AXLE



OPTIONS




Face Contact **F**

4-Position Lock (Weld) **P**

Diameter	Overall Height	Swivel Radius
8	11	6
10	13	7-1/2
12	15-1/2	9

Plates			
Plate	Size	Bolt Pattern	Mounting Bolt Dia.
45	8-1/2 x 8-1/2	7 x 7	5/8

Wheel Diameter	Tread Width	Wheel Type	Load Cap.	Bearing	Swivel	Rigid
8	4	Yoke Only			65XX80NZ7445YY	66XX80NZ7445YY
		Polyurethane/Steel	3500	Roller	65PU80NG3345YY	66PU80NG3345YY
		Heavy Duty PU/Steel	4000	Roller	65EX80NG3345YY	66EX80NG3345YY
		Heavy Duty PU/Steel	4000	Tapered	65EX80NG7445YY	66EX80NG7445YY
		Heavy Duty PU/Steel	4000	Precision w/ Top Hats	65EX80NG6845YY	66EX80NG6845YY
		Ductile Steel	8000	Roller	65DS80NR3345YY	66DS80NR3345YY
		Ductile Steel	17000	Tapered	65DS80NR7445YY	66DS80NR7445YY
10	4	Ductile Steel	8600	Precision w/ Top Hats	65DS80NR6845YY	66DS80NR6845YY
		Yoke Only			65XX10NZ7445YY	66XX10NZ7445YY
		Rubber/Steel	1400	Roller	65RS10NB3345YY	66RS10NB3345YY
		Heavy Duty PU/Steel	5800	Roller	65EX10NG3345YY	66EX10NG3345YY
		Heavy Duty PU/Steel	5800	Tapered	65EX10NG7445YY	66EX10NG7445YY
		Heavy Duty PU/Steel	5800	Precision w/ Top Hats	65EX10NG6845YY	66EX10NG6845YY
		Ductile Steel	8000	Roller	65DS10NR3345YY	66DS10NR3345YY
12	4	Ductile Steel	17000	Tapered	65DS10NR7445YY	66DS10NR7445YY
		Ductile Steel	8600	Precision w/ Top Hats	65DS10NR6845YY	66DS10NR6845YY
		Yoke Only			65XX12NZ7445YY	66XX12NZ7445YY
		Rubber/Steel	1600	Roller	65RS12NB3345YY	66RS12NB3345YY
		Heavy Duty PU/Steel	5800	Roller	65EX12NG3345YY	66EX12NG3345YY
		Heavy Duty PU/Steel	5800	Tapered	65EX12NG7445YY	66EX12NG7445YY
		Heavy Duty PU/Steel	5800	Precision w/ Top Hats	65EX12NG6845YY	66EX12NG6845YY
12	4	Ductile Steel	9000	Roller	65DS12NR3345YY	66DS12NR3345YY
		Ductile Steel	17000	Tapered	65DS12NR7445YY	66DS12NR7445YY
		Phenolic	6500	Roller	65PH12MB3345YY	66PH12MB3345YY



Mold On Rubber

Poly-U/Steel (V)

Heavy Poly/Steel

Ductile Steel

Phenolic



D1/R1 SERIES - DUAL WHEEL KINGPINLESS - 6,000#

DUAL WHEEL CASTERS OFFER HIGH WEIGHT CAPACITIES WITH MINIMAL OVERALL HEIGHTS, BETTER LOAD DISTRIBUTION, FLOOR PROTECTION AND MOBILITY THAN SINGLE WHEEL CASTERS. SPREADING THE WEIGHT OVER A WIDER FLOOR AREA WHILE OFFERING A DIFFERENTIAL ACTION RESULTS IN LESS FRICTION BETWEEN THE WHEELS AND THE FLOOR, REQUIRING LESS EFFORT FOR THE CASTER TO SWIVEL.



- ◆ UNIQUE HOT FORGED ASTM1045 STEEL FORGED RACEWAYS ARE HARDENED AND PRECISION MACHINED
- ◆ RACEWAY IS HELD TOGETHER WITH 1/2" DIAMETER HRC45 STEEL BALL BEARINGS
- ◆ ENGINEERED FOR UNSURPASSED DURABILITY AND ELIMINATES PROBLEMS ASSOCIATED WITH KINGPIN FAILURE
- ◆ 1/2" GRADE 5 AXLE WITH LOCK NUT
- ◆ ZERK FITTINGS STANDARD ON SWIVEL RACEWAY FOR EASY BEARING LUBRICATION
- ◆ 4-POSITION NOTCHES STANDARD
- ◆ ZINC PLATED
- ◆ LARGE SELECTION OF WHEELS & BEARING TYPES FOR A WIDE RANGE OF APPLICATIONS

Diameter	Overall Height	Swivel Radius
5	7-1/2	4-5/8
6	8	5-1/8
8	10-1/8	6-3/4

Plates			
Plate	Size	Bolt Pattern	Mounting Bolt Dia.
19	4-1/2 x 6-1/4	2-7/16 x 4-15/16	

Wheel Dia.	Tread Width	Wheel Type	Load Cap.	Bearing	Swivel	Rigid	+Color
5	2 x 2	Yoke Only			D1ZZ50JZ8319YY	R1ZZ50JZ8319YY	
		Rubber/Polyolefin	1000	Roller	D1TP50J+0419YY	R1TP50J+0419YY	A, T, X, Y, Z
		Rubber/Polyolefin	1000	Precision w/ Top Hats	D1TP50JI6319YY	R1TP50JI6319YY	
		Poly-U/Polyolefin	1400	Roller	D1PP50J+0419YY	R1PP50J+0419YY	K, M, U, W
		Poly-U/Polyolefin	1400	Precision Radial Ball	D1PP50J+6019YY	R1PP50J+6019YY	K, M, U, W
		Poly-U/Polyolefin	1400	Precision w/ Top Hats	D1PP50JM6319YY	R1PP50JM6319YY	
		Polyurethane/Steel	2400	Roller	D1PU50J+0419YY	R1PU50J+0419YY	G, V
		Polyurethane/Steel	2400	Precision w/ Top Hats	D1PU50JV6319YY	R1PU50JV6319YY	
		Heavy Solid Polyurethane	2600	Precision w/ Top Hats	D1HU50JI6319YY	R1HU50JI6319YY	
		Poly-U/Aluminum	1800	Roller	D1PA50J+0419YY	R1PA50J+0419YY	N, R
		EZ Rolling Crowned PU/Steel	2000	Roller	D1SW50JU0419YY	R1SW50JU0419YY	
		Semi Steel	2000	Roller	D1SS50JS0419YY	R1SS50JS0419YY	
		Ductile Steel	3000	Roller	D1DS50JR0419YY	R1DS50JR0419YY	
		EZ Rolling Crowned Ductile Steel	3000	Roller	D1CD50JR0419YY	R1CD50JR0419YY	
		Phenolic	2000	Roller	D1PH50JB0419YY	R1PH50JB0419YY	
		Nylon	1400	Roller	D1NY50JE0419YY	R1NY50JE0419YY	
		Nylon	1400	Precision Radial Ball	D1NY50JE6019YY	R1NY50JE6019YY	
		Glass-Filled Nylon	2000	Roller	D1MA50JB0419YY	R1MA50JB0419YY	
		Glass-Filled Nylon	2000	Precision w/ Top Hats	D1MA50JB6319YY	R1MA50JB6319YY	
		Poly-U/Glass-Nylon	2000	Roller	D1MU50J+0419YY	DMU50J+0419YY	G, K
Poly-U/Glass-Nylon	2000	Precision w/ Top Hats	D1MU50J+6319YY	R1MU50J+6319YY			



Wheel Dia.	Tread Width	Wheel Type	Load Cap.	Bearing	Swivel	Rigid	+Color
6	2 x 2	Yoke Only			D1XX60JZ8319YY	R1XX60JZ8319YY	
		Balloon Cushion Rubber/Alum.	1100	Precision w/ Top Hats	D1BC60J+6319YY	R1BC60J+6319YY	X, Z
		Rubber/Polyolefin	1100	Roller	D1TP60J+0419YY	R1TP60J+0419YY	A, T, X, Y, Z
		Rubber/Polyolefin	1100	Precision w/ Top Hats	D1TP60JI6319YY	R1TP60JI6319YY	
		Poly-U/Polyolefin	1800	Roller	D1PP60J+0419YY	R1PP60J+0419YY	K, M, U, W
		Poly-U/Polyolefin	1800	Precision Radial Ball	D1PP60J+6019YY	R1PP60J+6019YY	K, M, U, W
		Poly-U/Polyolefin	1800	Precision w/ Top Hats	D1PP60JM6319YY	R1PP60JM6319YY	
		Polyurethane/Steel	2400	Roller	D1PU60J+0419YY	R1PU60J+0419YY	G, V
		Polyurethane/Steel	2400	Precision w/ Top Hats	D1PU60JV6319YY	R1PU60JV6319YY	
		Heavy Duty Solid Poly-U	2400	Precision w/ Top Hats	D1HU60JI6319YY	R1HU60JI6319YY	
		Poly-U/Aluminum	2000	Roller	D1PA60J+0419YY	R1PA60J+0419YY	N, R
		EZ Rolling Crowned PU/Steel	2400	Roller	D1SW60JU0419YY	R1SW60JU0419YY	
		EZ Rolling Crowned PU/Steel	2400	Precision w/ Top Hats	D1SW60JU6319YY	R1SW60JU6319YY	
		Semi Steel	2200	Roller	D1SS60JS0419YY	R1SS60JS0419YY	
		Ductile Steel	3000	Roller	D1DS60JR0419YY	R1DS60JR0419YY	
		EZRolling Crowned Ductile Steel	4000	Roller	D1CD60JR0419YY	R1CD60JR0419YY	
		Phenolic	2400	Roller	D1PH60JB0419YY	R1PH60JB0419YY	
		Nylon	1600	Roller	D1NY60JE0419YY	R1NY60JE0419YY	
		Nylon	1600	Precision Radial Ball	D1NY60JE6019YY	R1NY60JE6019YY	
		Glass-filled Nylon	2400	Roller	D1MA60JB0419YY	R1MA60JB0419YY	
		Glass-filled Nylon	2400	Precision Radial Ball	D1MA60JB6019YY	R1MA60JB6019YY	
Poly-U/Glass-Nylon	2400	Roller	D1MU60J+0419YY	R1MU60J+0419YY	G, K		
Poly-U/Glass-Nylon	2400	Precision Radial Ball	D1MU60JG6019YY	R1MU60JG6019YY			
Donut Tread Poly-U/Aluminum	1600	Precision w/ Top Hats	D1UA60JN6319YY	R1UA60JN6319YY			
8	2 x 2	Yoke Only			D1XX80JZ8319YY	R1XX80JZ8319YY	
		Rubber/Polyolefin	1100	Roller	D1TP80J+0419YY	R1TP80J+0419YY	A, I, T, Y
		Rubber/Polyolefin	1100	Precision w/ Top Hats	D1TP80JI6319YY	R1TP80JI6319YY	
		Poly-U/Polyolefin	1800	Roller	D1PP80J+0419YY	R1PP80J+0419YY	D, K, U
		Poly-U/Polyolefin	1800	Precision Radial Ball	D1PP80J+6019YY	R1PP80J+6019YY	D, K, U
		Poly-U/Polyolefin	1800	Precision w/ Top Hats	D1PP80JM6319YY	R1PP80JM6319YY	
		Polyurethane/Steel	2400	Roller	D1PU80J+0419YY	R1PU80J+0419YY	G, V
		Polyurethane/Steel	2400	Precision w/ Top Hats	D1PU80JV6319YY	R1PU80JV6319YY	
		Heavy Solid Polyurethane	3400	Precision w/ Top Hats	D1HU80JI6319YY	R1HU80JI6319YY	
		Poly-U/Aluminum	3000	Roller	D1PA80J+0419YY	R1PA80J+0419YY	N, R
		EZ Rolling Crowned PU/Steel	3000	Roller	D1SW80JU0419YY	R1SW80JU0419YY	
		Semi Steel	2400	Roller	D1SS80JS0419YY	R1SS80JS0419YY	
		Ductile Steel	4000	Roller	D1DS80JR0419YY	R1DS80JR0419YY	
		EZRolling Crowned Ductile Steel	4000	Roller	D1CD80JR0419YY	R1CD80JR0419YY	
		Phenolic	2800	Roller	D1PH80JB0419YY	R1PH80JB0419YY	
		Nylon	2400	Roller	D1NY80JE0419YY	R1NY80JE0419YY	
		Nylon	2400	Precision Radial Ball	D1NY80JE6019YY	R1NY80JE6019YY	
		Glass-filled Nylon	2800	Roller	D1MA80JB0419YY	R1MA80JB0419YY	
		Glass-filled Nylon	2800	Precision w/ Top Hats	D1MA80JB6319YY	R1MA80JB6319YY	
		Poly-U/Glass-Nylon	2800	Roller	D1MU80J+0419YY	R1MU80J+0419YY	G, K
		Poly-U/Glass-Nylon	2800	Precision w/ Top Hats	D1MU80JG6319YY	R1MU80JG6319YY	
Donut Tread Poly-U/Aluminum	2000	Precision	D1UA80JN6319YY	R1UA80JN6319YY			





D2/R2 SERIES - DUAL WHEEL KINGPINLESS -7,000#

DUAL WHEEL CASTERS OFFER HIGH WEIGHT CAPACITIES WITH MINIMAL OVERALL HEIGHTS, BETTER LOAD DISTRIBUTION, FLOOR PROTECTION AND MOBILITY THAN SINGLE WHEEL CASTERS. SPREADING THE WEIGHT OVER A WIDER FLOOR AREA WHILE OFFERING A DIFFERENTIAL ACTION RESULTS IN LESS FRICTION BETWEEN THE WHEELS AND THE FLOOR, REQUIRING LESS EFFORT FOR THE CASTER TO SWIVEL.

- ◆ UNIQUE HOT FORGED ASTM1045 STEEL FORGED RACEWAYS ARE HARDENED AND PRECISION MACHINED
- ◆ RACEWAY IS HELD TOGETHER WITH 1/2" DIAMETER HRC45 STEEL BALL BEARINGS
- ◆ ENGINEERED FOR UNSURPASSED DURABILITY AND ELIMINATES PROBLEMS ASSOCIATED WITH KINGPIN FAILURE
- ◆ 3/4" GRADE 5 AXLE WITH LOCK NUT
- ◆ ZERK FITTINGS STANDARD ON SWIVEL RACEWAY FOR EASY BEARING LUBRICATION
- ◆ 4-POSITION NOTCHES STANDARD
- ◆ ZINC PLATED
- ◆ LARGE SELECTION OF WHEELS & BEARING TYPES FOR A WIDE RAGNE OF APPLICATIONS



OPTIONS



Face Contact **F**



4-Position Lock (Weld) **P**

Diameter	Overall Height	Swivel Radius	
		2-1/2" Wide	3" Wide
6	8-1/16	6	6-1/8
8	10-1/2	7-5/8	7-3/4
10	12-1/2	9-1/8	9-1/4
12	15-1/2	11	11-1/8

Plates			
Plate	Size	Bolt Pattern	Mounting Bolt Dia.
25	5-1/4 x 7-1/4	3-3/8 x 5-1/4 to 4-1/8 x 6-1/8	1/2

Wheel Dia.	Tread Width	Wheel Type	Load Cap.	Bearing	Swivel	Rigid	+Color
6	2-1/2 X 2	Rubber/Steel	1400	Roller	D2RS60QB2425YY	R2RS60QB2325YY	
		Polyurethane/Steel	3200	Roller	D2PU60Q+2425YY	R2PU60Q+2425YY	G, V
		EZ Rolling Crowned PU/Steel	3400	Roller	D2SW60QU2425YY	R2SW60QU2425YY	
		EZ Rolling Crowned PU/Steel	3400	Tapered	D2SW60QU7025YY	R2SW60QU7025YY	
		Semi Steel	3600	Roller	D2SS60QS2425YY	R2SS60QS2425YY	
		Ductile Steel	7000	Roller	D2DS60QR2425YY	R2DS60QR2425YY	
		Ductile Steel	7000	Tapered	D2DS60QR7025YY	R2DS60QR7025YY	
		EZ Rolling Crowned Ductile Steel	7000	Roller	D2CD60QR2425YY	R2CD60QR2425YY	
Phenolic	3200	Roller	D2PH60QB2425YY	R2PH60QB2425YY			



D2/R2 SERIES - DUAL WHEEL KINGPINLESS -7,000#



Wheel Dia.	Tread Width	Wheel Type	Load Cap.	Bearing	Swivel	Rigid	+Color
6	3 X 2	Yoke Only	7000		D2ZZ60LZ8825YY	R2ZZ60LZ8825YY	
		Rubber/Steel	1500	Roller	D2RS60LB2425YY	R2RS60LB2425YY	
		Rubber/Steel	1500	Tapered	D2RS60LB7025YY	R2RS60LB7025YY	
		Rubber/Polyolefin	1600	Roller	D2TP60LI2425YY	R2TP60LI2425YY	
		Rubber/Polyolefin	1600	Precision Radial Ball	D2TP60LI6925YY	R2TP60LI6925YY	
		Poly-U/Polyolefin	1600	Roller	D2PP60LM2425YY	R2PP60LM2425YY	
		Poly-U/Polyolefin	1600	Precision Radial Ball	D2PP60LM6925YY	R2PP60LM6925YY	
		Polyurethane/Steel	4000	Roller	D2PU60L+2425YY	R2PU60L+2425YY	G, V
		Polyurethane/Steel	4000	Precision w/ Top Hats	D2PU60LG6525YY	R2PU60LG6525YY	
		EZ Rolling Crowned PU/Steel	4000	Roller	D2SW60LU2425YY	R2SW60LU2425YY	
		EZ Rolling Crowned PU/Steel	4000	Tapered	D2SW60LU7025YY	R2SW60LU7025YY	
		Heavy Duty Poly-U/Steel	6000	Roller	D2EX60LG2425YY	R2EX60LG2425YY	
		Heavy Duty Poly-U/Steel	6000	Tapered	D2EX60LG7025YY	R2EX60LG7025YY	
		Heavy Duty Poly-U/Steel	6000	Precision w/ Top Hats	D2EX60LG6525YY	R2EX60LG6525YY	
		Semi Steel	5000	Roller	D2SS60LS2425YY	R2SS60LS2425YY	
		Ductile Steel	7000	Roller	D2DS60LR2425YY	R2DS60LR2425YY	
		Ductile Steel	7000	Tapered	D2DS60LR7025YY	R2DS60LR7025YY	
		Ductile Steel	7000	Precision w/ Top Hats	D2DS60LR6525YY	R2DS60LR6525YY	
		EZ Rolling Crowned Ductile Steel	7000	Roller	D2CD60LR2425YY	R2CD60LR2425YY	
		EZ Rolling Crowned Ductile Steel	7000	Tapered	D2CD60LR7025YY	R2CD60LR7025YY	
Phenolic	4000	Roller	D2PH60LB2425YY	R2PH60LB2425YY			
8	2-1/2 X 2	Rubber/Steel	1400	Roller	D2RS80QB2425YY	R2RS80QB2325YY	
		Polyurethane/Steel	3200	Roller	D2PU80Q+2425YY	R2PU80Q+2425YY	G, V
		EZ Rolling Crowned PU/Steel	4000	Roller	D2SW80QU2425YY	R2SW80QU2425YY	
		EZ Rolling Crowned PU/Steel	4000	Tapered	D2SW80QU7025YY	R2SW80QU7025YY	
		Semi Steel	3600	Roller	D2SS80QS2425YY	R2SS80QS2425YY	
		Ductile Steel	7000	Roller	D2DS80QR2425YY	R2DS80QR2425YY	
		Ductile Steel	7000	Tapered	D2DS80QR7025YY	R2DS80QR7025YY	
		EZ Rolling Crowned Ductile Steel	7000	Roller	D2CD80QR2425YY	R2CD80QR2425YY	
		Phenolic	4000	Roller	D2PH80QB2425YY	R2PH80QB2425YY	
		Yoke Only	7000		D2ZZ80LZ8825YY	R2ZZ80LZ8825YY	
	3 X 2	Rubber/Steel	1800	Roller	D2RS80LB2425YY	R2RS80LB2425YY	
		Rubber/Steel	1800	Tapered	D2RS80LB7025YY	R2RS80LB7025YY	
		Rubber/Polyolefin	1700	Roller	D2TP80LI2425YY	R2TP80LI2425YY	
		Rubber/Polyolefin	1700	Precision Radial Ball	D2TP80LI6925YY	R2TP80LI6925YY	
		Poly-U/Polyolefin	2400	Roller	D2PP80LM2425YY	R2PP80LM2425YY	
		Poly-U/Polyolefin	2400	Precision Radial Ball	D2PP80LM6925YY	R2PP80LM6925YY	
		Polyurethane/Steel	5000	Roller	D2PU80L+2425YY	R2PU80L+2425YY	G, V
		Polyurethane/Steel	5000	Precision w/ Top Hats	D2PU80LG6525YY	R2PU80LG6525YY	
		EZ Rolling Crowned PU/Steel	5000	Roller	D2SW80LU2425YY	R2SW80LU2425YY	
		EZ Rolling Crowned PU/Steel	5000	Tapered	D2SW80LU7025YY	R2SW80LU7025YY	
Heavy Duty Poly-U/Steel	7000	Roller	D2EX80LG2425YY	R2EX80LG2425YY			
Heavy Duty Poly-U/Steel	7000	Tapered	D2EX80LG7025YY	R2EX80LG7025YY			
Heavy Duty Poly-U/Steel	7000	Precision w/ Top Hats	D2EX80LG6525YY	R2EX80LG6525YY			
Semi Steel	5000	Roller	D2SS80LS2425YY	R2SS80LS2425YY			
Ductile Steel	7000	Roller	D2DS80LR2425YY	R2DS80LR2425YY			
Ductile Steel	7000	Tapered	D2DS80LR7025YY	R2DS80LR7025YY			
Ductile Steel	7000	Precision w/ Top Hats	D2DS80LR6525YY	R2DS80LR6525YY			
EZ Rolling Crowned Ductile Steel	7000	Roller	D2CD80LR2425YY	R2CD80LR2425YY			
EZ Rolling Crowned Ductile Steel	7000	Tapered	D2CD80LR7025YY	R2CD80LR7025YY			
Phenolic	5000	Roller	D2PH80LB2425YY	R2PH80LB2425YY			



D2/R2 SERIES - DUAL WHEEL KINGPINLESS - 7,000#

Wheel Dia.	Tread Width	Wheel Type	Load Cap.	Bearing	Swivel	Rigid	+Color	
10	2-1/2 X 2	Poly-U/Polyolefin	2400	Roller	D2PP10QM2425YY	R2PP10QM2425YY		
		Rubber/Steel	1900	Roller	D2RS10QB2425YY	R2RS10QB2425YY		
		Polyurethane/Steel	4400	Roller	D2PU10Q+2425YY	R2PU10Q+2425YY	G, V	
		EZ Rolling	5000	Roller	D2SW10QU2425YY	R2SW10QU2425YY		
		Semi Steel	4000	Roller	D2SS10QS2425YY	R2SS10QS2425YY		
		Phenolic	7000	Roller	D2PH10QB2425YY	R2PH10QB2425YY		
	3 X 2	Yoke Only	7000			D2ZZ10LZ8825YY	R2ZZ10LZ8825YY	
		Rubber/Steel	2000	Roller	D2RS10LB2425YY	R2RS10LB2425YY		
		Rubber/Steel	2000	Tapered	D2RS10LB7025YY	R2RS10LB7025YY		
		Rubber/Polyolefin	2600	Roller	D2TP10L+2425YY	R2TP10L+2425YY	A, I	
		Rubber/Polyolefin	2600	Precision Radial Ball	D2TP10L+6925YY	R2TP10L+6925YY	A, I	
		Poly-U/Polyolefin	2600	Roller	D2PP10LM2425YY	R2PP10LM2425YY		
		Poly-U/Polyolefin	2600	Precision Radial Ball	D2PP10LM6925YY	R2PP10LM6925YY		
		Poly-U/Steel	6000	Roller	D2PU10L+2425YY	R2PU10L+2425YY	G, V	
		EZ Rolling Crowned PU/Steel	6000	Roller	D2SW10LU2425YY	R2SW10LU2425YY		
		EZ Rolling Crowned PU/Steel	6000	Tapered	D2SW10LU7025YY	R2SW10LU7025YY		
		Heavy Duty Poly-U/Steel	7000	Roller	D2EX10LG2425YY	R2EX10LG2425YY		
		Heavy Duty Poly-U/Steel	7000	Tapered	D2EX10LG7025YY	R2EX10LG7025YY		
		Heavy Duty Poly-U/Steel	7000	Precision w/ Top Hats	D2EX10LG6525YY	R2EX10LG6525YY		
		Semi-Steel	5000	Roller	D2SS10LS2425YY	R2SS10LS2425YY		
		Ductile Steel	7000	Roller	D2DS10LR2425YY	R2DS10LR2425YY		
		Ductile Steel	7000	Tapered	D2DS10LR7025YY	R2DS10LR7025YY		
		Ductile Steel	7000	Precision w/ Top Hats	D2DS10LR6525YY	R2DS10LR6525YY		
		EZ Rolling Crowned Ductile Steel	7000	Roller	D2CD10LR2425YY	R2CD10LR2425YY		
		EZ Rolling Crowned Ductile Steel	7000	Tapered	D2CD10LR7025YY	R2CD10LR7025YY		
		Phenolic	5000	Roller	D2PH10LB2425YY	R2PH10LB2425YY		
	12	2-1/2 X 2	Rubber/Steel	2000	Roller	D2RS12QB2425YY	R2RS12QB2425YY	
			Polyurethane/Steel	5000	Roller	D2PU12Q+2425YY	R2PU12Q+2425YY	G, V
EZ Rolling Crowned PU/Steel			5400	Roller	D2SW12QU2425YY	R2SW12QU2425YY		
EZ Rolling Crowned PU/Steel			5400	Tapered	D2SW12QU7025YY	R2SW12QU7025YY		
Semi Steel			3600	Roller	D2SS12QS2425YY	R2SS12QS2425YY		
Phenolic			6000	Roller	D2PH12QB2425YY	R2PH12QB2425YY		
3 X 2		Yoke Only	7000			D2ZZ12LZ8825YY	R2ZZ12LZ8825YY	
		Rubber/Steel	2400	Roller	D2RS12LB2425YY	R2RS12LB2425YY		
		Rubber/Steel	2400	Tapered	D2RS12LB7025YY	R2RS12LB7025YY		
		Rubber/Polyolefin	3000	Roller	D2TP12LI2425YY	R2TP12LI2425YY		
		Rubber/Polyolefin	3000	Precision Radial Ball	D2TP12LI6925YY	R2TP12LI6925YY		
		Poly-U/Steel	7000	Roller	D2PU12L+2425YY	R2PU12L+2425YY	G, V	
		Poly-U/Polyolefin	3000	Roller	D2PP12LM2425YY	R2PP12LM2425YY		
		Poly-U/Polyolefin	7000	Precision Radial Ball	D2PP12LM6925YY	R2PP12LM6925YY		
		EZ Rolling Crowned PU/Steel	7000	Roller	D2SW12LU2425YY	R2SW12LU2425YY		
		EZ Rolling Crowned PU/Steel	7000	Tapered	D2SW12LU7025YY	R2SW12LU7025YY		
		Heavy Duty Poly-U/Steel	7000	Roller	D2EX12LG2425YY	R2EX12LG2425YY		
		Heavy Duty Poly-U/Steel	7000	Tapered	D2EX12LG7025YY	R2EX12LG7025YY		
		Heavy Duty Poly-U/Steel	7000	Precision w/ Top Hats	D2EX12LG6525YY	R2EX12LG6525YY		
		Semi-Steel	5000	Roller	D2SS12LS2425YY	R2SS12LS2425YY		
		Ductile Steel	7000	Roller	D2DS12LR2425YY	R2DS12LR2425YY		
		Ductile Steel	7000	Tapered	D2DS12LR7025YY	R2DS12LR7025YY		
		Ductile Steel	7000	Precision w/ Top Hats	D2DS12LR6525YY	R2DS12LR6525YY		
		EZ Rolling Crowned Ductile Steel	7000	Roller	D2CD12LR2425YY	R2CD12LR2425YY		
		EZ Rolling Crowned Ductile Steel	7000	Tapered	D2CD12LR7025YY	R2CD12LR7025YY		
		Phenolic	7000	Roller	D2PH12LB2425YY	R2PH12LB2425YY		

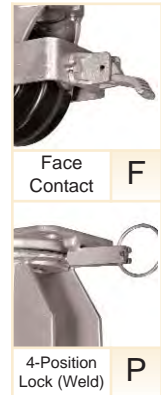
D3/R3 SERIES - DUAL WHEEL KINGPINLESS - 20,000#



DUAL WHEEL CASTERS OFFER HIGH WEIGHT CAPACITIES WITH MINIMAL OVERALL HEIGHTS, BETTER LOAD DISTRIBUTION, FLOOR PROTECTION AND MOBILITY THAN SINGLE WHEEL CASTERS. SPREADING THE WEIGHT OVER A WIDER FLOOR AREA WHILE OFFERING A DIFFERENTIAL ACTION RESULTS IN LESS FRICTION BETWEEN THE WHEELS AND THE FLOOR, REQUIRING LESS EFFORT FOR THE CASTER TO SWIVEL.

- ◆ UNIQUE HOT FORGED ASTM1045 STEEL FORGED RACEWAYS ARE HARDENED AND PRECISION MACHINED
- ◆ RACEWAY IS HELD TOGETHER WITH 1/2" DIAMETER HRC45 STEEL BALL BEARINGS
- ◆ ENGINEERED FOR UNSURPASSED DURABILITY AND ELIMINATES PROBLEMS ASSOCIATED WITH KINGPIN FAILURE
- ◆ SIDE AND CENTERED LEGS DOUBLE WELDED FOR STRENGTH AND STABILITY
- ◆ 3/4" GRADE 5 AXLE WITH LOCK NUT
- ◆ ZERK FITTINGS STANDARD ON SWIVEL RACEWAY FOR EASY BEARING LUBRICATION
- ◆ 4-POSITION NOTCHES STANDARD
- ◆ ZINC PLATED
- ◆ LARGE SELECTION OF WHEELS & BEARING TYPES FOR A WIDE RAGNE OF APPLICATIONS

OPTIONS



Face Contact **F**

4-Position Lock (Weld) **P**

Diameter	Overall Height	Swivel Radius
6	8-1/16	5-13/16
8	10-1/2	7-1/2
10	12-1/2	9
12	15-1/2	11

Plates			
Plate	Size	Bolt Pattern	Mounting Bolt Dia.
30	6-1/4 x 7-1/4	4-1/2 x 6 to 4-1/8 x 6-1/8	1/2 or 9/16

Wheel Dia.	Tread Width	Wheel Type	Load Cap.	Bearing	Swivel	Rigid	+Color
6	3 X 2	Yoke Only	20000		D3ZZ60LZ8830YY	R3ZZ60LZ8830YY	
		Rubber/Steel	1500	Roller	D3RS60LB2430YY	R3RS60LB2430YY	
		Rubber/Steel	1500	Tapered	D3RS60LB7030YY	R3RS60LB7030YY	
		Rubber/Polyolefin	1600	Roller	D3TP60L+2430YY	R3TP60L+2430YY	A, I
		Poly-U/Polyolefin	2200	Roller	D3PP60LM2430YY	R3PP60LM2430YY	
		Polyurethane/Steel	4000	Roller	D3PU60L+2430YY	R3PU60L+2430YY	G, V
		Polyurethane/Steel	4000	Precision w/ Top Hats	D3PU60L+6730YY	R3PU60L+6730YY	G, V
		EZ Rolling Crowned PU/Steel	4400	Roller	D3SW60LU2430YY	R3SW60LU2430YY	
		EZ Rolling Crowned PU/Steel	4400	Tapered	D3SW60LU7030YY	R3SW60LU7030YY	
		Heavy Duty Poly-U/Steel	6000	Roller	D3EX60LG2430YY	R3EX60LG2430YY	
		Heavy Duty Poly-U/Steel	6000	Tapered	D3EX60LG7030YY	R3EX60LG7030YY	
		Heavy Duty Poly-U/Steel	6000	Precision w/ Top Hats	D3EX60LG6730YY	R3EX60LG6730YY	
		Semi Steel	5000	Roller	D3SS60LS2430YY	R3SS60LS2430YY	
		Ductile Steel	12000	Roller	D3DS60LR2430YY	R3DS60LR2430YY	
		Ductile Steel	20000	Tapered	D3DS60LR7030YY	R3DS60LR7030YY	
		Ductile Steel	37200	Precision w/ Top Hats	D3DS60LR6730YY	R3DS60LR6730YY	
		EZ Rolling Crowned Ductile Steel	12000	Roller	D3CD60LR2430YY	R3CD60LR2430YY	
		EZ Rolling Crowned Ductile Steel	20000	Tapered	D3CD60LR7030YY	R3CD60LR7030YY	
Phenolic	4000	Roller	D3PH60LB2430YY	R3PH60LB2430YY			



Mold On Rubber Rubber/Polyolefin (I) Rubber/Polyolefin (A) Poly-U/Polyolefin Poly-U/Steel (G) Poly-U/Steel (V) Crown Poly/Steel Heavy Poly/Steel Semi Steel Ductile Steel Crown Ductile Phenolic

D4/R4 SERIES - DUAL WHEEL KINGPINLESS - 40,000#

Wheel Dia.	Tread Width	Wheel Type	Load Cap.	Bearing	Swivel	Rigid	+Color		
L8	3 X 2	Yoke Only	40000		D3ZZ80LZ8830YY	R3ZZ80LZ8830YY			
		Rubber/Steel	1800	Roller	D3RS80LB2430YY	R3RS80LB2430YY			
		Rubber/Steel	1800	Tapered	D3RS80LB7030YY	R3RS80LB7030YY			
		Rubber/Polyolefin	1700	Roller	D3TP80L+2430YY	R3TP80L+2430YY	A, I		
		Poly-U/Polyolefin	5000	Roller	D3PP80LM2430YY	R3PP80LM2430YY			
		Polyurethane/Steel	5000	Roller	D3PU80L+2430YY	R3PU80L+2430YY	G, V		
		Polyurethane/Steel	5000	Precision w/ Top Hats	D3PU80L+6730YY	R3PU80L+6730YY	G, V		
		EZ Rolling Crowned PU/Steel	5000	Roller	D3SW80LU2430YY	R3SW80LU2430YY			
		EZ Rolling Crowned PU/Steel	5000	Tapered	D3SW80LU7030YY	R3SW80LU7030YY			
		Heavy Duty Poly-U/Steel	7000	Roller	D3EX80LG2430YY	R3EX80LG2430YY			
		Heavy Duty Poly-U/Steel	7000	Tapered	D3EX80LG7030YY	R3EX80LG7030YY			
		Heavy Duty Poly-U/Steel	7000	Precision w/ Top Hats	D3EX80LG6730YY	R3EX80LG6730YY			
		Semi Steel	5000	Roller	D3SS80LS2430YY	R3SS80LS2430YY			
		Ductile Steel	12000	Roller	D3DS80LR2430YY	R3DS80LR2430YY			
		Ductile Steel	20000	Tapered	D3DS80LR7030YY	R3DS80LR7030YY			
		Ductile Steel	13200	Precision w/ Top Hats	D3DS80LR6730YY	R3DS80LR6730YY			
		EZ Rolling Crowned PU/Steel	12000	Roller	D3CD80LR2430YY	R3CD80LR2430YY			
		EZ Rolling Crowned PU/Steel	20000	Tapered	D3CD80LR7030YY	R3CD80LR7030YY			
		Phenolic	5000	Roller	D3PH80LB2430YY	R3PH80LB2430YY			
		10	3 X 2	Yoke Only	40000		D3ZZ10LZ8830YY	R3ZZ10LZ8830YY	
Rubber/Steel	2000			Roller	D3RS10LB2430YY	R3RS10LB2430YY			
Rubber/Steel	2000			Tapered	D3RS10LB7030YY	R3RS10LB7030YY			
Rubber/Polyolefin	2600			Roller	D3TP10LI2430YY	R3TP10LI2430YY			
Poly-U/Steel	7000			Roller	D3PU10L+2430YY	R3PU10L+2430YY	G, V		
Poly-U/Steel	7000			Precision w/ Top Hats	D3PU10L+6730YY	R3PU10L+6730YY	G, V		
EZ Rolling Crowned PU/Steel	6000			Roller	D3SW10LU2430YY	R3SW10LU2430YY			
EZ Rolling Crowned PU/Steel	6000			Tapered	D3SW10LU7030YY	R3SW10LU7030YY			
Heavy Duty Poly-U/Steel	8000			Roller	D3EX10LG2430YY	R3EX10LG2430YY			
Heavy Duty Poly-U/Steel	8000			Tapered	D3EX10LG7030YY	R3EX10LG7030YY			
Heavy Duty Poly-U/Steel	8000			Precision w/ Top Hats	D3EX10LG6730YY	R3EX10LG6730YY			
Semi-Steel	5000			Roller	D3SS10LS2430YY	R3SS10LS2430YY			
Ductile Steel	12000			Roller	D3DS10LR2430YY	R3DS10LR2430YY			
Ductile Steel	20000			Tapered	D3DS10LR7030YY	R3DS10LR7030YY			
Ductile Steel	13200			Precision w/ Top Hats	D3DS10LR6730YY	R3DS10LR6730YY			
EZ Rolling Crowned PU/Steel	12000			Roller	D3CD10LR2430YY	R3CD10LR2430YY			
EZ Rolling Crowned PU/Steel	20000			Tapered	D3CD10LR7030YY	R3CD10LR7030YY			
Phenolic	5000			Roller	D3PH10LB2430YY	R3PH10LB2430YY			
12	3 X 2			Yoke Only	20000		D3ZZ12LZ8830YY	R3ZZ12LZ8830YY	
				Rubber/Steel	2400	Roller	D3RS12LB2430YY	R3RS12LB2430YY	
		Rubber/Steel	2400	Tapered	D3RS12LB7030YY	R3RS12LB7030YY			
		Poly-U/Steel	7000	Roller	D3PU12L+2430YY	R3PU12L+2430YY	G, V		
		Poly-U/Steel	7000	Precision w/ Top Hats	D3PU12L+6730YY	R3PU12L+6730YY	G, V		
		EZ Rolling Crowned PU/Steel	7000	Roller	D3SW12LU2430YY	R3SW12LU2430YY			
		EZ Rolling Crowned PU/Steel	7000	Tapered	D3SW12LU7030YY	R3SW12LU7030YY			
		Heavy Duty Poly-U/Steel	8000	Roller	D3EX12LG2430YY	R3EX12LG2430YY			
		Heavy Duty Poly-U/Steel	8000	Tapered	D3EX12LG7030YY	R3EX12LG7030YY			
		Heavy Duty Poly-U/Steel	8000	Precision w/ Top Hats	D3EX12LG6730YY	R3EX12LG6730YY			
		Ductile Steel	12000	Roller	D3DS12LR2430YY	R3DS12LR2430YY			
		Ductile Steel	20000	Tapered	D3DS12LR7030YY	R3DS12LR7030YY			
		Ductile Steel	13200	Precision w/ Top Hats	D3DS12LR6730YY	R3DS12LR6730YY			
		EZ Rolling Crowned PU/Steel	12000	Roller	D3CD12LR2430YY	R3CD12LR2430YY			
		EZ Rolling Crowned PU/Steel	20000	Tapered	D3CD12LR7030YY	R3CD12LR7030YY			
		Phenolic	7000	Roller	D3PH12LB2430YY	R3PH12LB2430YY			

D4/R4 SERIES - DUAL WHEEL KINGPINLESS - 40,000#

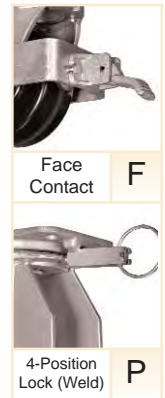


DUAL WHEEL CASTERS OFFER HIGH WEIGHT CAPACITIES WITH MINIMAL OVERALL HEIGHTS, BETTER LOAD DISTRIBUTION, FLOOR PROTECTION AND MOBILITY THAN SINGLE WHEEL CASTERS. SPREADING THE WEIGHT OVER A WIDER FLOOR AREA WHILE OFFERING A DIFFERENTIAL ACTION RESULTS IN LESS FRICTION BETWEEN THE WHEELS AND THE FLOOR, REQUIRING LESS EFFORT FOR THE CASTER TO SWIVEL.



- ◆ UNIQUE HOT FORGED ASTM1045 STEEL FORGED RACEWAYS ARE HARDENED AND PRECISION MACHINED
- ◆ RACEWAY IS HELD TOGETHER WITH 1/2" DIAMETER HRC45 STEEL BALL BEARINGS
- ◆ ENGINEERED FOR UNSURPASSED DURABILITY AND ELIMINATES PROBLEMS ASSOCIATED WITH KINGPIN FAILURE
- ◆ 3/4" GRADE 5 AXLE WITH LOCK NUT
- ◆ ZERK FITTINGS STANDARD ON SWIVEL RACEWAY FOR EASY BEARING LUBRICATION
- ◆ 4-POSITION NOTCHES STANDARD
- ◆ ZINC PLATED
- ◆ LARGE SELECTION OF WHEELS & BEARING TYPES FOR A WIDE RANGE OF APPLICATIONS

OPTIONS



Diameter	Overall Height	Swivel Radius
8	11	7-1/2
10	13	9
12	15-1/2	10-3/4

Plates

Plate	Size	Bolt Pattern	Mounting Bolt Dia.
45	8-1/2 x 8-1/2	7 x 7	5/8

Wheel Dia.	Tread Width	Wheel Type	Load Cap.	Bearing	Swivel	Rigid	+Color
8	4 X 2	Yoke Only	40000		D4ZZ80NZ7445YY	R4ZZ80NZ7445YY	
		Polyurethane/Steel	7600	Roller	D4PU80N+3345YY	R4PU80N+3345YY	G, V
		Heavy Duty Poly-U/Steel	8000	Roller	D4EX80NG3345YY	R4EX80NG3345YY	
		Heavy Duty Poly-U/Steel	8000	Tapered	D4EX80NG7445YY	R4EX80NG7445YY	
		Heavy Duty Poly-U/Steel	8000	Precision w/ Top Hats	D4EX80NG6845YY	R4EX80NG6845YY	
		Ductile Steel	16000	Roller	D4DS80NR3345YY	R4DS80NR3345YY	
		Ductile Steel	34000	Tapered	D4DS80NR7445YY	R4DS80NR7445YY	
		Ductile Steel	17400	Precision w/ Top Hats	D4DS80NR68445YY	R4DS80NR68445YY	
10	4 X 2	Yoke Only	40000		D4ZZ10NZ7445YY	R4ZZ10NZ7445YY	
		Heavy Duty Poly-U/Steel	11600	Roller	D4EX10NG3345YY	R4EX10NG3345YY	
		Heavy Duty Poly-U/Steel	11600	Tapered	D4EX10NG7445YY	R4EX10NG7445YY	
		Heavy Duty Poly-U/Steel	11600	Precision w/ Top Hats	D4EX10NG6845YY	R4EX10NG6845YY	
		Ductile Steel	16000	Roller	D4DS10NR3345YY	R4DS10NR3345YY	
		Ductile Steel	34000	Tapered	D4DS10NR7445YY	R4DS10NR7445YY	
		Ductile Steel	17400	Precision w/ Top Hats	D4DS80NR6845YY	R4DS80NR6845YY	
12	4 X 2	Yoke Only	40000		D4ZZ12NZ7445YY	R4ZZ12NZ7445YY	
		Heavy Duty Poly-U/Steel	11600	Roller	D4EX12NG3345YY	R4EX12NG3345YY	
		Heavy Duty Poly-U/Steel	11600	Tapered	D4EX12NG7445YY	R4EX12NG7445YY	
		Heavy Duty Poly-U/Steel	11600	Precision w/ Top Hats	D4EX12NG6845YY	R4EX12NG6845YY	
		Ductile Steel	16000	Roller	D4DS12NR3345YY	R4DS12NR3345YY	
		Ductile Steel	34000	Tapered	D4DS12NR7445YY	R4DS12NR7445YY	





17/18/19 SERIES - LIGHT/MED. TOTAL LOCK - 300#

- ◆ TOTAL LOCK CASTERS SIMULTANEOUSLY LOCK THE SWIVEL AND THE WHEEL MAKING THE UNIT STATIONARY
- ◆ FULLY HEAT TREATED DOUBLE BALL RACEWAY FOR LONG WEAR AND ADDED STRENGTH



OPTIONS

Zerk Axle **J**

APPLICATIONS

- ◆ DIAGNOSTIC AND ELECTRICAL EQUIPMENT
- ◆ INSTITUTIONAL & LABORATORY EQUIPMENT AND STANDS
- ◆ MEDICAL EQUIPMENT & CARTS
- ◆ MOBILE WORKSTATIONS
- ◆ COMPUTER MAINFRAMES & TOWERS
- ◆ POINT OF PURCHASE DISPLAYS, SHELVING, AND MERCHANDISERS
- ◆ MAINTENANCE AND STOCK CARTS
- ◆ FOOD SERVICE & PROCESSING EQUIPMENT
- ◆ SOUND AND LIGHT EQUIPMENT
- ◆ MOBILE WIRE RACKING AND SHELVING
- ◆ MOBILE CASES

Diameter	Overall Height		Swivel Radius
	Plate	Stem	
3	4-1/4	4	4-5/16
3-1/2	4-3/4	4-1/2	4-5/16
4	5-1/4	5	4-5/16
5	6-1/4	6	4-5/16

19 SERIES SWIVEL CASTERS

- ◆ SPECIAL NON-LOCKING SWIVEL CASTER MATCHES OVERALL HEIGHT OF SERIES 17/18 TOTAL LOCK CASTER WITH 06 MOUNTING PLATE



17/18/19 SERIES - LIGHT/MED. TOTAL LOCK - 300#




**Plates				**Stems		
Plate	Size	Bolt Pattern	Mounting Bolt Dia.	Stem	Size	Stem Type
06	2-3/8 x 3-5/8	1-3/4 x 2-7/8 to 3	5/16	ZZ		Hollow Kingpin
				67	1/2-13 x 1	Threaded
				68	1/2-13 x 1-1/2	Threaded
				70	1/2-13 x 2-9/16	Threaded
				71*	0.720 - 0.851/4	Expandable Adapter
				72*	.0852 - 0.927	Expandable Adapter
				73*	.0928 - 1.029	Expandable Adapter
				74*	1.030 - 1.140	Expandable Adapter
				75*	1.360 - 1.425	Expandable Adapter
				76*	1.426 - 1.589	Expandable Adapter
				77*	1.790 - 1.850	Expandable Adapter
				95	0.846 x 2-3/16	Grip Ring
				97	7/16 x 2-1/4	Grip Ring

*Includes #70 stem and expandable adapter.



For use with 97 stem

Wheel Dia.	Tread Width	Wheel Type	Load Cap.	Bearing	Swivel	Rigid	Swivel Non Locking	+Color	**Plates/ Stems
3	1-1/4	Yoke Only w/ Axle			17ZZ30G000**YY	18ZZ30G00006YY	19ZZ30G000**YY		ZZ, 06 67, 68 70, 71 72, 73 74, 75 76, 77
		Soft Rubber	175	Plain Bore	17SR30GB82**YY	18SR30GB8206YY	19SR30GB82**YY		
		Hard Rubber	275	Plain Bore	17HR30GB82**YY	18HR30GB8206YY	19HR30GB82**YY		
		Soft Rubber	200	Ball Bearing	17SR30GB42**YY	18SR30GB4206YY	19SR30GB42**YY		
		Hard Rubber	200	Ball Bearing	17HR30GB42**YY	18HR30GB4206YY	19HR30GB42**YY		
		Solid Polyurethane	300	Steel Sleeve	17SU30GL90**YY	18SU30GL9006YY	19SU30GL90**YY		
		Poly-U/Polyolefin	300	Precision	17PP30G+44**YY	18PP30G+4406YY	19PP30G+44**YY	A, D, I	
		Poly-U/Polyolefin	300	Precision	17PP30G+47**YY	18PP30G+4706YY	19PP30G+47**YY	T, W, Y	
		Poly-U/Polyolefin	300	Nylon Sleeve	17PP30G+90**YY	18PP30G+9006YY	19PP30G+90**YY	T, Y	
		Poly-U/Polyolefin	300	Delrin	17PP35G+59**YY	18PP35G+59**YY	19PP35G+59**YY	K, W	
		Rubber/Polyolefin	210	Precision	17TP30GI44**YY	18TP30GI4406YY	19TP30GI44**YY		
		Rubber/Polyolefin	210	Precision	17TP30G+47**YY	18TP30G+4706YY	19TP30G+47**YY	T, Y	
		Rubber/Polyolefin	210	Nylon Sleeve	17TP30G+90**YY	18TP30G+90**YY	19TP30G+90**YY	T, Y	
		Polyolefin	300	Plain Bore	17PO30G+82**YY	18PO30G+8206YY	19PO30G+82**YY	B, J, Z	
		Polyolefin	300	Nylon Sleeve	17PO30G+90**YY	18PO30G+9006YY	19PO30G+90**YY	J, Z	
		Heavy Duty Polyolefin	300	Plain Bore	17HP30GB82**YY	18HP30GB8206YY	19HP30GB82**YY		
3-1/2	1-1/4	Yoke Only w/ Axle			17ZZ35GZ82**YY	18ZZ35GZ8206YY	19ZZ35GZ82**YY		ZZ, 06 67, 68 70, 71 72, 73 74, 75 76, 77
		Soft Rubber	200	Plain Bore	17SR35GB82**YY	18SR35GB8206YY	19SR35GB82**YY		
		Hard Rubber	285	Plain Bore	17HR35GB82**YY	18HR35GB8206YY	19HR35GB82**YY		
		Rubber/Aluminum	250	Annular Ball	17RA35GI43**YY	18RA35GI4306YY	19RA35GI43**YY		
		Rubber/Polyolefin	170	Precision	17TP35GI44**YY	18TP35GI4406YY	19TP35GI44**YY		
		Rubber/Polyolefin	170	Precision	17TP35G+47**YY	18TP35G+47**YY	19TP35G+47**YY	T, Y	
		Rubber/Polyolefin	170	Nylon Sleeve	17TP35G+90**YY	18TP35G+90**YY	19TP35G+90**YY	T, Y	
		Poly-U/Polyolefin	250	Precision	17PP35G+44**YY	18PP35G+4406YY	19PP35G+44**YY	A, D, I	
		Poly-U/Polyolefin	250	Precision	17PP35G+47**YY	18PP35G+4706YY	19PP35G+47**YY	T, W, Y	
		Poly-U/Polyolefin	250	Delrin	17PP35G+90**YY	18PP35G+9006YY	19PP35G+90**YY	T, Y	
		Poly-U/Polyolefin	250	Delrin	17PP35GW59**YY	18PP35GW5906YY	19PP35GW59**YY	K, W	





17/18/19 SERIES - LIGHT/MED. TOTAL LOCK - 300#

Wheel Dia.	Tread Width	Wheel Type	Load Cap.	Bearing	Swivel	Rigid	Swivel Non Locking	+Color	**Plates/Stems
4	1-1/4	Yoke Only w/ Axle			17ZZ40GZ82**YY	18ZZ40GZ8206YY	19ZZ40GZ82**YY		ZZ, 06 67, 68 70, 71 72, 73 74, 75 76, 77
		Soft Rubber	200	Plain Bore	17SR40GB82**YY	18SR40GB8206YY	19SR40GB82**YY		
		Hard Rubber	300	Plain Bore	17HR40GB82**YY	18HR40GB8206YY	19HR40GB82**YY		
		Soft Rubber	200	Ball Bearing	17SR40GB42**YY	18SR40GB4206YY	19SR40GB42**YY		
		Hard Rubber	300	Ball Bearing	17HR40GB42**YY	18HR40GB4206YY	19HR40GB42**YY		
		Poly-U/Polyolefin	300	Precision	17PP40G+44**YY	18PP40G+4406YY	19PP40G+44**YY	A, D, I	
		Poly-U/Polyolefin	300	Precision	17PP40G+47**YY	18PP40G+4706YY	19PP40G+47**YY	T, W, Y	
		Poly-U/Polyolefin	300	Nylon Sleeve	17PP40G+90**YY	18PP40G+9006YY	19PP40G+90**YY	T, Y	
		Poly-U/Polyolefin	300	Delrin	17PP40G+59**YY	17PP40G+5906YY	19PP40G+59**YY	K, W	
		Rubber/Polyolefin	190	Precision	17TP40GI44**YY	18TP40GI4406YY	19TP40GI44**YY		
		Rubber/Polyolefin	190	Precision	17TP40G+47**YY	18TP40G+4706YY	19TP40G+47**YY	T, Y	
		Rubber/Polyolefin	190	Nylon Sleeve	17TP40G+90**YY	18TP40G+9006YY	19TP40G+90**YY	T, Y	
		Rubber/Aluminum	250	Annular Ball	17RA40GI43**YY	18RA40GI4306YY	19RA40GI43**YY		
		Solid Polyurethane	300	Steel Sleeve	17SU40GL90**YY	18SU40GL9006YY	19SU40GL90**YY		
		Polyolefin	300	Plain Bore	17PO40G+82**YY	18PO40G+8206YY	19PO40G+82**YY	B, J, Z	
		Polyolefin	300	Nylon Sleeve	17PO40G+90**YY	18PO40G+9006YY	19PO40G+90**YY	J, Z	
		Heavy Duty Polyolefin	300	Plain Bore	17HP40GB82**YY	18HP40GB8206YY	19HP40GB82**YY		
5	1-1/4	Yoke Only w/ Axle			17ZZ50GZ82**YY	18ZZ50GZ8206YY	19ZZ50GZ82**YY		ZZ, 06 67, 68 70, 71 72, 73 74, 75 76, 77 95
		Soft Rubber	250	Plastic Sleeve	17SR50GB82**YY	18SR50GB8206YY	19SR50GB82**YY		
		Hard Rubber	300	Plastic Sleeve	17HR50GB82**YY	18HR50GB8206YY	19HR50GB82**YY		
		Soft Rubber	275	Ball Bearing	17SR50GB42**YY	18SR50GB4206YY	19SR50GB42**YY		
		Hard Rubber	300	Ball Bearing	17HR50GB42**YY	18HR50GB4206YY	19HR50GB42**YY		
		Poly-U/Polyolefin	300	Precision	17PP50G+44**YY	18PP50G+4406YY	19PP50G+44**YY	A, D, I	
		Poly-U/Polyolefin	300	Precision	17PP50G+47**YY	18PP50G+4706YY	19PP50G+47**YY	T, W, Y	
		Poly-U/Polyolefin	300	Nylon Sleeve	17PP50G+90**YY	18PP50G+9006YY	19PP50G+90**YY	T, Y	
		Poly-U/Polyolefin	300	Delrin	17PP50G+59**YY	18PP50G+5906YY	19PP50G+59**YY	K, W	
		Rubber/Polyolefin	200	Precision	17TP50GI44**YY	18TP50GI4406YY	19TP50GI44**YY		
		Rubber/Polyolefin	200	Nylon Sleeve	17TP50G+90**YY	18TP50G+9006YY	19TP50G+90**YY	T, Y	
		Rubber/Polyolefin	200	Precision	17TP50G+47**YY	18TP50G+4706YY	19TP50G+47**YY	T, Y	
		Rubber/Aluminum	275	Annular Ball	17RA50GI43**YY	18RA50GI4306YY	19RA50GI43**YY		
		Solid Polyurethane	300	Steel Sleeve	17SU50GL90**YY	18SU50GL9006YY	19SU50GL90**YY		
		Polyolefin	300	Plain Bore	17PO50G+82**YY	18PO50G+8206YY	19PO50G+82**YY	B, J, Z	
		Polyolefin	300	Nylon Sleeve	17PO50G+90**YY	18PO50G+9006YY	19PO50G+90**YY	J, Z	
		Heavy Duty Polyolefin	300	Plain Bore	17HP50GB82**YY	18HP50GB8206YY	19HP50GB82**YY		
6	1-1/4	Yoke Only w/ Axle			17ZZ60GZ82**YY	18ZZ60GZ82**YY	19ZZ60GZ82**YY		06
		Poly-U/Polyolefin	300	Precision	17PP60GA45**YY	18PP60GA45**YY	19PP60GA45**YY		
		Poly-U/Polyolefin	300	Precision	17PP60G+47**YY	18PP60G+47**YY	19PP60G+47**YY	T, W, Y	
		Poly-U/Polyolefin	300	Nylon Sleeve	17PP60G+90**YY	18PP60G+90**YY	19PP60G+90**YY	T, Y	
		Poly-U/Polyolefin	300	Delrin	17PP60G+59**YY	18PP60G+59**YY	19PP60G+59**YY	K, W	
		Rubber/Polyolefin	300	Precision	17TP60GI45**YY	18TP60GI45**YY	19TP60GI45**YY		
		Rubber/Polyolefin	300	Precision	17TP60G+47**YY	18TP60G+47**YY	19TP60G+47**YY	T, Y	
		Rubber/Polyolefin	300	Nylon Sleeve	17TP60G+90**YY	18TP60G+90**YY	19TP60G+90**YY	T, Y	

ALSO AVAILABLE IN STINLESS STEEL - SEE SERIES S7/S8/S9, PAGES 90-91.



304 Stainless steel construction
 100% Cart washable
 Ideal for locking carts in food processing, restaraunts and food service, hospitals, and harsh environments

37/38 SERIES - SPRING LOADED - 800#



- ◆ SPRING LOADED MED/HEAVY DUTY CASTERS
- ◆ EXCEPTIONAL SHOCK ABSORBING CHARACTERISTICS
- ◆ FOR APPLICATIONS WHERE PROTECTION OF LOAD FROM SHOCK AND VIBRATION ARE NECESSARY
- ◆ 1/4" TOTAL SPRING TRAVEL



APPLICATIONS

- ◆ DIAGNOSTIC & ELECTRICAL EQUIPMENT
- ◆ INSTITUTIONAL, MEDICAL, & LABORATORY EQUIPMENT
- ◆ MOBILE WORKSTATIONS, MAINFRAMES, & TOWERS
- ◆ MAINTENANCE CARTS, WIRE RACKING & SHELVING
- ◆ GROUND SUPPORT EQUIPMENT

Diameter	Overall Height	Swivel Radius
5	7-1/2	4-1/2
6	8	5

Plates			
Plate	Size	Bolt Pattern	Mounting Bolt Dia.
19	4-1/2 x 6-1/4	2-7/16 x 4-15/16 to 3-3/8 x 5-1/4	1/2

Wheel Dia.	Tread Width	Wheel Type	Load Cap.	Bearing	Swivel	Rigid	+Color
5	2	Yoke Only			37XX50JZ8319YY	38XX50JZ8319YY	
		Rubber/Steel	450	Roller	37RS50JB0419YY	38RS50JB0419YY	
		Rubber/Aluminum	500	Roller	37RA50JB0419YY	38RA50JB0419YY	
		Rubber/Polyolefin	500	Precision w/ Top Hats	37TP50JT6319YY	38TP50JT6319YY	
		Polyurethane/Steel	800	Roller	37PU50J+0419YY	38PU50J+0419YY	G, V
		Polyurethane/Steel	800	Precision w/ Top Hats	37PU50JV6319YY	38PU50JV6319YY	G, V
		Poly-U/Aluminum	800	Roller	37PA50J+0419YY	38PA50J+0419YY	N, R
		Donut Tread Poly-U/Steel	800	Roller	37RP50JK0419YY	38RP50JK0419YY	
		EZ Rolling Crowned PU/Steel	800	Roller	37SW50JU0419YY	38SW50JU0419YY	
		Glass-filled Nylon	800	Precision w/ Top Hats	37MA50JB6319YY	38MA50JB6319YY	
		Poly-U/Glass-Nylon	800	Roller	37MU50J+0419YY	38MU50J+0419YY	G, K
		Poly-U/Glass-Nylon	800	Precision w/ Top Hats	37MU50J+6319YY	38MU50J+6319YY	G, K
		6	2	Yoke Only			37XX60JZ8319YY
Rubber/Steel	500			Roller	37RS60JB0419YY	38RS60JB0419YY	
Rubber/Aluminum	550			Roller	37RA60JB0419YY	38RA60JB0419YY	
Rubber/Polyolefin	550			Precision w/ Top Hats	37TP60JT6319YY	38TP60JT6319YY	
High Tensile Rubber/Aluminum	550			Roller	37RT60J+0419YY	38RA60J+0419YY	X, Z
Balloon Cushion Rubber/ Alum	550			Precision w/ Top Hats	37BC80J+6319YY	38BC80J+6319YY	X, Z
Polyurethane/Steel	800			Roller	37PU60J+0419YY	38PU60J+0419YY	G, V
Polyurethane/Steel	800			Precision Radial Ball	37PU60J+6019YY	38PU60J+6019YY	G, V
Poly-U/Glass-Nylon	800			Roller	37MU60J+0419YY	38MU60J+0419YY	G, K
Poly-U/Glass-Nylon	800			Precision w/ Top Hats	37MU60J+6319YY	38MU60J+6319YY	G, K
Poly-U/Aluminum	800			Roller	37PA60J+0419YY	38PA60J+0419YY	N, R
Donut Tread Poly-U	800			Roller	37RP60JK0419YY	38RP60JK0419YY	
Solid Polyurethane	800			Roller	37SU60JL0919YY	38SU60JL0919YY	
Heavy Solid Polyurethane	800			Precision	37HU60JY6319YY	38HU60JY6319YY	
Glass-filled Nylon	800			Precision w/ Top Hats	37MA60JB6319YY	38MA60JB6319YY	
EZ Rolling Crowned PU/Steel	800			Roller	37SW60JU0419YY	38SW60JU0419YY	
EZ Rolling Crowned PU/Steel	800			Precision Radial Ball	37SW60JU6019YY	38SW60JU6019YY	
Donut Tread Poly-U/Aluminum	800	Precision	37UA60JR6319YY	38UA60JR6319YY			

Other 2" face wheels available. Soft Tread wheels recommended for maximum shock absorption.





15/16 SERIES - LIGHT/MED. STAINLESS - 350#

- ◆ #304 STAINLESS STEEL CONSTRUCTION THROUGHOUT
- ◆ 100% WASHABLE
- ◆ 1/2" STAINLESS STEEL PRECISION KINGPIN
- ◆ 3/8" STAINLESS STEEL AXLE AND LOCKNUT
- ◆ DOUBLE STAINLESS STEEL BALL BEARING RACEWAY

APPLICATIONS

- ◆ FOOD SERVICE & RESTAURANTS
- ◆ FOOD PROCESSING PLANTS
- ◆ WASHDOWN APPLICATIONS
- ◆ HOSPITALS AND INSTITUTIONS
- ◆ WET, DAMP, OR CORROSIVE ENVIRONMENTS



OPTIONS



Top Lock Brake **T**




Tech Lock Brake **H**

Zerk Axle **Z**

Diameter	Overall Height	Swivel Radius
3	4-1/8	3
4	5-1/8	3-1/2
5	6-1/8	4

**Plates				**Stems		
Plate	Size	Bolt Pattern	Mounting Bolt Dia.	Stem	Size	Stem Type
06	2-3/8 x 3-5/8	1-3/4 x 2-7/8 to 3	5/16	68	1/2-13 x 1-1/2	Threaded
				70	1/2-13 x 2-9/16	Threaded
				71*	0.720 - 0.85	Expandable Adapter
				72*	0.852 - 0.927	Expandable Adapter
				73*	0.928 - 1.029	Expandable Adapter
				74*	1.030 - 1.140	Expandable Adapter
				75*	1.360 - 1.425	Expandable Adapter
				76*	1.426 - 1.589	Expandable Adapter
				77*	1.790 - 1.850	Expandable Adapter

*Includes #70 stem & expandable adapter.



Threaded Expandable




15/16 SERIES - LIGHT/MED. STAINLESS - 350#



Wheel Dia.	Tread Width	Wheel Type	Load Cap.	Bearing	Swivel	Rigid	+Color	**Plates/ Stems
3	1-1/4	Yoke Only w/ Axle			15ZZ30GZ82**YY	16ZZ30GZ8206YY		06, 68
		Soft Rubber	175	Plain Bore	15SR30GB82**YY	16SR30GB8206YY		
		Hard Rubber	275	Plain Bore	15HR30GB82**YY	16HR30GB8206YY		
		Solid Polyurethane	300	Nylon Sleeve	15SU30GL90**YY	16SU30GL9006YY		
		Poly-U/Polyolefin	300	Nylon Sleeve	15PP30G+90**YY	16PP30G+9006YY	T, Y	
		Poly-U/Polyolefin	300	*Precision	15PP30G+47**YY	16PP30G+4706YY	T, W, Y	
		Poly-U/Polyolefin	300	Delrin Sleeve	15PP30G+59**YY	16PP30G+5906YY	K, W	
		Rubber/Polyolefin	210	Nylon Sleeve	15TP30G+13**YY	16TP30G+1306YY	T, Y	
		Rubber/Polyolefin	210	*Precision	15TP30G+47**YY	16TP30G+4706YY	T, Y	
		Polyolefin	300	Plain Bore	15PO30G+82**YY	16PO30G+8206YY	B, J, Z	
		Polyolefin	300	Nylon Sleeve	15PO30G+90**YY	16PO30G+9006YY	J, Z	
		Heavy Duty Polyolefin	300	Plain Bore	15HP30GB82**YY	16HP30GB8206YY		
		Phenolic	300	Stainless Top Hats	15PH30GB97**YY	16PH30GB9706YY		
		High Temp Phenolic	300	Stainless Top Hats	15HT30GQ97**YY	16HT30GQ9706YY		
		High Temp Glass/Nylon	300	Steel Sleeve	15GN30GQ90**YY	16GN30GQ9006YY		
4	1-1/4	Yoke Only w/ Axle			15ZZ40GZ82**YY	16ZZ40GZ8206YY		06, 68, 70
		Soft Rubber	200	Plain Bore	15SR40GB82**YY	16SR40GB8206YY		
		Hard Rubber	300	Plain Bore	15HR40GB82**YY	16HR40GB8206YY		
		Solid Polyurethane	350	Nylon Sleeve	15SU40GL90**YY	16SU40GL9006YY		
		Poly-U/Polyolefin	300	Nylon Sleeve	15PP40G+90**YY	16PP40G+9006YY	T, Y	
		Poly-U/Polyolefin	300	*Precision	15PP40G+47**YY	16PP40G+4706YY	T, W, Y	
		Poly-U/Polyolefin	300	Delrin	15PP40G+59**YY	16PP40G+5906YY	K, W	
		Rubber/Polyolefin	250	Nylon Sleeve	15TP40G+13**YY	16TP40G+1306YY	T, Y	
		Rubber/Polyolefin	250	*Precision	15TP30G+47**YY	16TP30G+4706YY	T, Y	
		Polyolefin	300	Plain Bore	15PO40G+82**YY	16PO40G+8206YY	B, J, Z	
		Polyolefin	300	Nylon Sleeve	15PO40G+90**YY	16PO40G+9006YY	J, Z	
		Heavy Duty Polyolefin	300	Plain Bore	15HP40GB82**YY	16HP40GB8206YY		
		Phenolic	350	Stainless Top Hats	15PH40GB97**YY	16PH40GB9706YY		
		High Temp Phenolic	350	Stainless Top Hats	15HT40GQ97**YY	16HT40GQ9706YY		
		High Temp Phenolic	350	Steel Sleeve	15HT40GQ90**YY	16HT40GQ9006YY		
High Temp Glass/Nylon	350	Stainless Top Hats	15GN40GQ97**YY	16GN40GQ9706YY				
High Temp Glass/Nylon	350	Steel Sleeve	15GN40GQ90**YY	16GN40GQ9006YY				
5	1-1/4	Yoke Only w/ Axle			15ZZ50GZ82**YY	16ZZ50GZ8206YY		06, 68, 70
		Soft Rubber	250	Plain Bore	15SR50GB82**YY	16SR50GB8206YY		
		Hard Rubber	300	Plain Bore	15HR50GB82**YY	16HR50GB8206YY		
		Solid Polyurethane	300	Nylon Sleeve	15SU50GL90**YY	16SU50GL9006YY		
		Poly-U/Polyolefin	300	Nylon Sleeve	15PP50G+90**YY	16PP50G+9006YY	T, Y	
		Poly-U/Polyolefin	300	*Precision	15PP50G+47**YY	16PP50G+4706YY	T, W, Y	
		Poly-U/Polyolefin	300	Delrin	15PP50G+59**YY	16PP50G+5906YY	K, W	
		Rubber/Polyolefin	250	Nylon Sleeve	15TP50G+90**YY	16TP50G+9006YY	T, Y	
		Rubber/Polyolefin	250	*Precision	15TP30G+47**YY	16TP30G+4706YY	T, Y	
		Polyolefin	325	Plain Bore	15PO50G+82**YY	16PO50G+8206YY	B, J, Z	
		Polyolefin	300	Nylon Sleeve	15PO50G+90**YY	16PO50G+9006YY	J, Z	
		Heavy Duty Polyolefin	325	Plain Bore	15HP50GB82**YY	16HP50GB8206YY		
		Phenolic	350	Stainless Top Hats	15PH50GB97**YY	16PH50GB9706YY		
		High Temp Phenolic	350	Stainless Top Hats	15HT50GQ97**YY	16HT50GQ9706YY		
		High Temp Phenolic	350	Steel Sleeve	15HT50GQ90**YY	16HT50GQ9006YY		
High Temp Glass/Nylon	350	Stainless Top Hats	15GN50GQ97**YY	16GN50GQ9706YY				
High Temp Glass/Nylon	350	Steel Sleeve	15GN50GQ90**YY	16GN50GQ9006YY				

*Non-Stainless bearings in wheels.






73/74 SERIES - LIGHT/MED. STAINLESS - 350#

- ◆ #304 STAINLESS STEEL CONSTRUCTION THROUGHOUT
- ◆ 100% WASHABLE
- ◆ DOUBLE BALL BEARING RACEWAY
- ◆ DUST COVER PROTECTS SWIVEL RACEWAY FROM DUST AND DEBRIS
- ◆ GREASE SEAL AND RACEWAY ZERK FITTING STANDARD
- ◆ STAINLESS STEEL BRAKE KITS AVAILABLE




APPLICATIONS

- ◆ FOOD SERVICE & RESTAURANTS
- ◆ FOOD PROCESSING PLANTS
- ◆ WASHDOWN APPLICAIIONS
- ◆ HOSPITALS AND INSTITUTIONS
- ◆ WET, DAMP, OR CORROSIVE ENVIRONMENTS

 STANDARD CASTERS WITH SEALS NOT INTENDED FOR HIGH TEMPERATURE APPLICATIONS. CASTERS MAY BE ORDERED WITHOUT SEALS AND ZERK ON RACEWAY (OPTION "I") FOR USE IN HIGH TEMP ENVIRONMENTS.




OPTIONS







	T
	H
	V
Zerk Axle	Z
w/o Raceway Zerk or Seal	I
High Temp Grease	K

Diameter	Overall Height	Swivel Radius
3	4-3/16	3-1/4
3-1/2	4-5/8	3-1/8
4	5-1/8	3-3/8
5	6-1/4	3-7/8

**Plates				**Stems		
Plate	Size	Bolt Pattern	Mounting Bolt Dia.	Stem	Size	Stem Type
06	2-3/8 x 3-5/8	1-3/4 x 2-7/8 to 3	5/16	51	3/4 x 2	Octagon
				67	1/2-13 x 1	Threaded
				68	1/2-13 x 1-1/2	Threaded
				70	1/2-13 x 2-9/16	Threaded
11	3-1/8 x 4-1/8	1-3/4-15/16 to 2-3/8 x 3-3/8	5/16	71*	0.720 - 0.85	Expandable Adapter
				72*	0.852 - 0.927	Expandable Adapter
				73*	0.928 - 1.029	Expandable Adapter
				74*	1.030 - 1.140	Expandable Adapter
17	4 x 4-1/2	2-5/8 x 3-5/8 to 3 x 3	3/8	75*	1.360 - 1.425	Expandable Adapter
				76*	1.426 - 1.589	Expandable Adapter
				77*	1.790 - 1.850	Expandable Adapter

*Includes #70 stem and expandable adapter.



Rubber/Polyolefin		Poly-U/Polyolefin			
Flat	Round	Flat Tread		Round	
T	Y	K	T	W	Y
					



73/74 SERIES - LIGHT/MED. STAINLESS - 350#



Wheel Dia.	Tread Width	Wheel Type	Load Cap.	Bearing	Swivel	Rigid (Plate Casters Only)	+Color	**Plates/Stems
3	1-1/4	Yoke Only w/ Axle			73ZZ30GZ82**YY	74ZZ30GZ82**YY		06, 11, 17, 51, 67, 68, 70, 71, 72, 73, 74, 75, 76, 77
		Soft Rubber	200	Plain Bore	73SR30GB82**YY	74SR30GB82**YY		
		Hard Rubber	275	Plain Bore	73HR30GB82**YY	74HR30GB82**YY		
		Rubber/Polyolefin	210	Nylon Sleeve	73TP30GT90**YY	74TP30GT90**YY		
		Rubber/Polyolefin	210	*Precision	73TP30G+47**YY	74TP30G+47**YY	T, Y	
		Poly-U/Polyolefin	250	Nylon Sleeve	73PP30G+90**YY	74PP30G+90**YY	T, Y	
		Poly-U/Polyolefin	250	Delrin	73PP30G+59**YY	74PP30G+59**YY	K, W	
		Poly-U/Polyolefin	250	*Precision	73PP30G+47**YY	74PP30G+47**YY	T, W, Y	
		Solid Polyurethane	300	Nylon Sleeve	73SU30GL90**YY	74SU30GL90**YY		
		Polyolefin	300	Plain Bore	73PO30G+82**YY	74PO30G+B82**YY	B, J, Z	
		Polyolefin	300	Nylon Sleeve	73PO30G+90**YY	74PO30G+90**YY	J, Z	
Heavy Duty Polyolefin	350	Plain Bore	73HP30GB82**YY	74HP30GB82**YY				
Phenolic	350	Stainless Top Hat	73PH30GB97**YY	74PH30GB97**YY				
3-1/2	1-1/4	Yoke Only w/ Axle			73ZZ35GZ82**YY	74ZZ35GZ82**YY		06, 11, 17, 51, 67, 68, 70, 71, 72, 73, 74, 75, 76, 77
		Soft Rubber	225	Plain Bore	73SR35GB82**YY	74SR35GB82**YY		
		Hard Rubber	285	Plain Bore	73HR35GB82**YY	74HR35GB82**YY		
		Rubber/Polyolefin	250	Nylon Sleeve	73TP35GT90**YY	74TP35GT90**YY		
		Rubber/Polyolefin	210	*Precision	73TP35G+47**YY	74TP35G+47**YY	T, Y	
		Poly-U/Polyolefin	300	Nylon Sleeve	73PP35G+90**YY	74PP35G+90**YY	T, Y	
		Poly-U/Polyolefin	300	Delrin	73PP35G+59**YY	74PP35G+59**YY	K, W	
		Poly-U/Polyolefin	300	*Precision	73PP35G+47**YY	74PP35G+47**YY	T, W, Y	
		Polyolefin	300	Plain Bore	73PO35G+82**YY	74PO35G+82**YY	B, J, Z	
		Polyolefin	300	Nylon Sleeve	73PO35G+90**YY	74PO35G+90**YY		
		Phenolic	350	Stainless Top Hat	73PH35GB97**YY	74PH35GB97**YY		
4	1-1/4	Yoke Only w/ Axle			73ZZ40GZ82**YY	74ZZ40GZ82**YY		06, 11, 17, 51, 67, 68, 70, 71, 72, 73, 74, 75, 76, 77
		Soft Rubber	250	Plain Bore	73SR40GB82**YY	74SR40GB82**YY		
		Hard Rubber	300	Plain Bore	73HR40GB82**YY	74HR40GB82**YY		
		Rubber/Polyolefin	300	Nylon Sleeve	73TP40G+90**YY	74TP40G+90**YY	T, Y	
		Rubber/Polyolefin	300	*Precision	73TP40G+47**YY	74TP40G+47**YY	T, Y	
		Rubber/Aluminum	250	*Annular Ball	73RA40GI43**YY	74RA40GI43**YY		
		Poly-U/Polyolefin	300	Nylon Sleeve	73PP40G+90**YY	74PP40G+90**YY	T, Y	
		Poly-U/Polyolefin	300	Delrin	73PP40G+59**YY	74PP40G+59**YY	K, W	
		Poly-U/Polyolefin	300	*Precision	73PP40G+47**YY	74PP40G+47**YY	T, W, Y	
		Solid Polyurethane	300	Nylon Sleeve	73SU40GL90**YY	74SU40GL90**YY		
		Polyolefin	300	Plain Bore	73PO40G+82**YY	74PO40G+82**YY	B, J, Z	
		Polyolefin	300	Nylon Sleeve	73PO40G+90**YY	74PO40G+90**YY	J, Z	
		Heavy Duty Polyolefin	300	Plain Bore	73HP40GB82**YY	74HP40GB82**YY		
Phenolic	350	Stainless Top Hat	73PH40GB97**YY	74PH40GB97**YY				
5	1-1/4	Yoke Only w/ Axle			73ZZ50GZ82**YY	74ZZ50GZ82**YY		06, 11, 17, 51, 67, 68, 70, 71, 72, 73, 74, 75, 76, 77
		Soft Rubber	275	Plain Bore	73SR50GB82**YY	74SR50GB82**YY		
		Hard Rubber	300	Plain Bore	73HR50GB82**YY	74HR50GB82**YY		
		Rubber/Polyolefin	300	Nylon Sleeve	73TP50G+90**YY	74TP50G+90**YY	T, Y	
		Rubber/Polyolefin	300	*Precision	73TP50G+47**YY	74TP50G+47**YY	T, Y	
		Rubber/Aluminum	300	*Annular Ball	73RA50GI43**YY	74RA50GI43**YY		
		Poly-U/Polyolefin	300	Nylon Sleeve	73PP50G+90**YY	74PP50G+90**YY	T, Y	
		Poly-U/Polyolefin	300	Delrin	73PP50G+59**YY	74PP50G+59**YY	K, W	
		Poly-U/Polyolefin	300	*Precision	73PP50G+47**YY	74PP50G+47**YY	T, W, Y	
		Polyolefin	300	Plain Bore	73PO50G+82**YY	74PO50G+82**YY	B, J, Z	
		Polyolefin	300	Nylon Sleeve	73PO50G+90**YY	74PO50G+90**YY	J, Z	
		Heavy Duty Polyolefin	325	Nylon Sleeve	73HP50GB82**YY	74HP50GB82**YY		
		Phenolic	350	Stainless Top Hat	73PH50GB97**YY	74PH50GB97**YY		
6	1-1/4	Yoke Only w/ Axle			73ZZ60GZ82**YY	74ZZ60GZ82**YY		06, 11, 17, 51, 67, 68, 70, 71, 72, 73, 74, 75, 76, 77
		Rubber/Polyolefin	300	Nylon Sleeve	73TP60G+90**YY	74TP60G+90**YY	T, Y	
		Rubber/Polyolefin	300	*Precision	73TP60G+47**YY	74TP60G+47**YY	T, Y	
		Poly-U/Polyolefin	300	Nylon Sleeve	73PP60GT90**YY	74PP60GT90**YY	T, Y	
		Poly-U/Polyolefin	300	Delrin	73PP60G+59**YY	74PP60G+59**YY	K, W	
		Poly-U/Polyolefin	300	*Precision	73PP60G+47**YY	74PP60G+47**YY	T, W, Y	

*Non-stainless bearings in wheel



S7/S8/S9 - STAINLESS TOTAL LOCK - 300#

- ◆ TOTAL LOCK CASTERS SIMULTANEOUSLY LOCK THE SWIVEL AND THE WHEEL MAKING THE UNIT STATIONARY
- ◆ 304 STAINLESS STEEL CONSTRUCTION THROUGHOUT
- ◆ 100% WASHABLE
- ◆ 1/2" STAINLESS STEEL PRECISION KINGPIN
- ◆ 3/8" STAINLESS STEEL AXLE & LOCKNUT
- ◆ DOUBLE STAINLESS STEEL BALL BEARING RACEWAY

APPLICATIONS

- ◆ FOOD SERVICE & RESTAURANTS
- ◆ FOOD PROCESSING PLANTS
- ◆ WASHDOWN APPLICATIONS
- ◆ HOSPITALS AND INSTITUTIONS
- ◆ WET, DAMP, OR CORROSIVE ENVIRONMENTS



Diameter	Overall Height	Swivel Radius
3	4-1/4	4-5/16
3-1/2	4-3/4	4-5/16
4	5-1/4	4-5/16
5	6-1/4	4-5/16



**Plates			
Plate	Size	Bolt Pattern	Mounting Bolt Dia.
06	2-3/8 x 3-5/8	1-3/4 x 2-7/8 to 3	5/16

S9 SERIES SWIVEL CASTERS

- ◆ SPECIAL NON-LOCKING SWIVEL CASTER MATCHES OVERALL HEIGHT OF SERIES S7/S8 TOTAL LOCK CASTER



Wheel Dia.	Tread Width	Wheel Type	Load Cap.	Bearing	Swivel	Rigid	Swivel Non Lock	+Color	**Plates/Stems
3	1-1/4	Yoke Only w/ Axle	300		S7ZZ30G000**YY	S8ZZ30G00006YY	S9ZZ30G00006YY		06, 67, 68, 70
		Soft Rubber	175	Plain Bore	S7SR30GB82**YY	S8SR30GB8206YY	S9SR30GB8206YY		
		Hard Rubber	275	Plain Bore	S7HR30GB82**YY	S8HR30GB8206YY	S9HR30GB8206YY		
		Rubber/Polyolefin	210	Nylon Sleeve	S7TP30G+90**YY	S8TP30G+90**YY	S9TP30G+90**YY	T, Y	
		Rubber/Polyolefin	210	*Precision	S7TP30G+47**YY	S8TP30G+47**YY	S9TP30G+47**YY	T, Y	
		Poly-U/Polyolefin	300	Delrin	S7PP30G+90**YY	S8PP30G+9006YY	S9PP30G+9006YY	T, Y	
		Poly-U/Polyolefin	300	Delrin	S7PP30G+59**YY	S8PP30G+5906YY	S9PP30G+5906YY	K, W	
		Poly-U/Polyolefin	300	*Precision	S7PP30G+47**YY	S8PP30G+4706YY	S9PP30G+4706YY	T, W, Y	
		Solid Polyurethane	300	Steel Sleeve	S7SU30GL90**YY	S8SU30GL9006YY	S9SU30GL9006YY		
		Polyolefin	300	Plain Bore	S7PO30G+82**YY	S8PO30G+8206YY	S9PO30G+8206YY	B, J, Z	
		Polyolefin	300	Delrin	S7PO30G+90**YY	S8PO30G+9006YY	S9PO30G+9006YY	J, Z	
		Heavy Duty Polyolefin	300	Plain Bore	S7HP30GB82**YY	S8HP30GB8206YY	S9HP30GB8206YY		
		Phenolic	300	Stainless Top Hat	S7PH30GB97**YY	S8PH30GB97**YY	S9PH30GB97**YY		



S7/S8/S9 - STAINLESS TOTAL LOCK - 300#



Wheel Dia.	Tread Width	Wheel Type	Load Cap.	Bearing	Swivel	Rigid	Swivel Non Locking	+Color	**Plates/Stems
3-1/2	1-1/4	Yoke Only w/ Axle			S7ZZ35GZ82**YY	S8ZZ35GZ8206YY	S9ZZ35GZ8206YY		06, 70
		Soft Rubber	200	Plain Bore	S7SR35GB82**YY	S8SR35GB8206YY	S9SR35GB8206YY		
		Hard Rubber	285	Plain Bore	S7HR35GB82**YY	S8HR35GB8206YY	S9HR35GB8206YY		
		Rubber/Polyolefin	170	Nylon Sleeve	S7TP35G+90**YY	S8TP35GI+9006YY	S9TP35G+9006YY	T, Y	
		Rubber/Polyolefin	170	*Precision	S7TP35G+47**YY	S8TP35G+47**YY	S9TP35G+47**YY	T, Y	
		Poly-U/Polyolefin	250	*Precision	S7PP35G+47**YY	S8PP35G+4706YY	S9PP35G+4706YY	T, W, Y	
		Poly-U/Polyolefin	250	Nylon Sleeve	S7PP35G+90**YY	S8PP35G+9006YY	S9PP35G+9006YY	T, Y	
		Poly-U/Polyolefin	250	Delrin	S7PP35G+59**YY	S8PP35G+9006YY	S9PP35G+9006YY	K, W	
		Polyolefin	300	Plain Bore	S7PO35G+82**YY	S8PO35G+82**YY	S9PO35G+82**YY	B, J, Z	
		Polyolefin	300	Nylon Sleeve	S7PO35G+90**YY	S8PO35G+90**YY	S9PO35G+90**YY	J, Z	
		Phenolic	350	Stainless Top Hat	S7PH35GB97**YY	S8PH35GB97**YY	S9PH35GB97**YY		
4	1-1/4	Yoke Only w/ Axle	300		S7ZZ40GZ82**YY	S8ZZ40GZ8206YY	S9ZZ40GZ8206YY		06, 67, 68 70
		Soft Rubber	200	Plain Bore	S7SR40GB82**YY	S8SR40GB8206YY	S9SR40GB8206YY		
		Hard Rubber	300	Plain Bore	S7HR40GB82**YY	S8HR40GB8206YY	S9HR40GB8206YY		
		Rubber/Polyolefin	190	Nylon Sleeve	S7TP40G+90**YY	S8TP40G+9006YY	S9TP40G+9006YY	T, Y	
		Rubber/Polyolefin	190	*Precision	S7TP40G+47**YY	S8TP40G+4706YY	S9TP40G+4706YY	T, Y	
		Rubber/Aluminum	250	*Annular Ball	S7RA40GI43**YY	S8RA40GI4306YY	S9RA40GI4306YY		
		Poly-U/Polyolefin	300	*Precision	S7PP40G+47**YY	S8PP40G+4706YY	S9PP40G+4706YY	T, W, Y	
		Poly-U/Polyolefin	300	Nylon Sleeve	S7PP40G+90**YY	S8PP40G+9006YY	S9PP40G+9006YY	T, Y	
		Poly-U/Polyolefin	300	Delrin	S7PP40G+59**YY	S8PP40G+5906YY	S9PP40G+5906YY	K, W	
		Solid Polyurethane	300	Nylon Sleeve	S7SU40GL90**YY	S8SU40GL8306YY	S9SU40GL8306YY		
		Polyolefin	300	Plain Bore	S7PO40G+82**YY	S8PO40G+8206YY	S9PO40G+8206YY	B, J, Z	
		Polyolefin	300	Nylon Sleeve	S7PO40G+90**YY	S8PO40G+9006YY	S9PO40G+9006YY	J, Z	
		Heavy Duty Polyolefin	300	Plain Bore	S7HP40GB82**YY	S8HP40GB8206YY	S9HP40GB8206YY		
		Phenolic	350	Stainless Top Hat	S7PH40GB97**YY	S8PH40GB97**YY	S9PH40GB97**YY		
5	1-1/4	Yoke Only w/ Axle	300		S7ZZ50GZ82**YY	S8ZZ50GZ8206YY	S9ZZ50GZ8206YY		06, 67, 68 70, 95
		Soft Rubber	250	Plain Bore	S7SR50GB82**YY	S8SR50GB8206YY	S9SR50GB8206YY		
		Hard Rubber	300	Plain Bore	S7HR50GB82**YY	S8HR50GB8206YY	S9HR50GB8206YY		
		Rubber/Polyolefin	200	Nylon Sleeve	S7TP50G+90**YY	S8TP50G+9006YY	S9TP50G+9006YY	T, Y	
		Rubber/Polyolefin	200	*Precision	S7TP50GY47**YY	S8TP50GY4706YY	S9TP50GY4706YY		
		Rubber/Aluminum	275	*Annular Ball	S7RA50GY43**YY	S8RA50GY4306YY	S9RA50GY4306YY		
		Poly-U/Polyolefin	300	Precision	S7PP50G+47**YY	S8PP50G+4706YY	S9PP50G+4706YY	T, W, Y	
		Poly-U/Polyolefin	300	Nylon Sleeve	S7PP50G+90**YY	S8PP50G+9006YY	S9PP50G+9006YY	T, Y	
		Poly-U/Polyolefin	300	Delrin	S7PP50G+59**YY	S8PP50G+5906YY	S9PP50G+5906YY	K, W	
		Solid Polyurethane	300	Nylon Sleeve	S7SU50GL90**YY	S8SU50GL9006YY	S9SU50GL9006YY		
		Polyolefin	300	Plain	S7PO50G+82**YY	S8PO50G+8206YY	S9PO50G+8206YY	B, J, Z	
		Polyolefin	300	Nylon Sleeve	S7PO50G+90**YY	S8PO50G+8206YY	S9PO50G+8206YY	J, Z	
		Heavy Duty Polyolefin	325	Plain Bore	S7HP50GB82**YY	S8HP50GB8206YY	S9HP50GB8206YY		
		Phenolic	350	Stainless Top Hat	S7PH50GB97**YY	S8PH50GB97**YY	S9PH50GB97**YY		

*Non-stainless bearings in wheel



31/32 SERIES - MED/HEAVY STAINLESS - 1,250#

- ◆ # 304 STAINLESS STEEL CONSTRUCTION
- ◆ 100% WASHABLE
- ◆ 5/8" STAINLESS PRECISION KINGPIN
- ◆ 1/2" STAINLESS AXLE AND LOCK NUT
- ◆ DOUBLE STAINLESS STEEL BALL BEARING RACEWAY
- ◆ BRAKES AVAILABLE ON SWIVEL & RIGID CASTERS

APPLICATIONS

- ◆ FOOD SERVICE & RESTAURANTS
- ◆ FOOD PROCESSING PLANTS
- ◆ WASH DOWN APPLICATIONS
- ◆ WET OR CORROSIVE CONDITIONS



OPTIONS



Wheel Dia.	Tread Width	Wheel Type	Load Cap.	Bearing	Swivel	Rigid	+Color
4	2	Yoke Only			31XX40JZ8317YY	32XX40JZ8317YY	
		Rubber/Polyolefin	450	Stainless Roller	31TP40J+0517YY	32TP40J+0517YY	A, T, X, Y, Z
		Rubber/Polyolefin	450	Delrin	31TP40J+5717YY	32TP40J+5717YY	A, T, X, Y, Z
		Poly-U/Polyolefin	600	Stainless Roller	31PP40J+0517YY	32PP40J+0517YY	K, M, U, W
		Poly-U/Polyolefin	600	Delrin	31PP40J+5717YY	32PP40J+5717YY	K, M, U, W
		Solid Polyurethane	700	Stainless Roller	31SU40JL0517YY	32SU40JL0517YY	
		Solid Polyurethane	700	Delrin	31SU40JL5717YY	32SU40JL5717YY	
		Heavy Duty Solid Poly	900	Stainless Precision	31HU40JI7217YY	32HU40JI7217YY	
		Polyolefin	450	Stainless Roller	31PO40JB0517YY	32PO40JB0517YY	
		Polyolefin	450	Delrin	31PO40JB5717YY	32PO40JB5717YY	
		Phenolic	600	Stainless Roller	31PH40JB0517YY	32PH40JB0517YY	
		Glass-filled Nylon	800	Stainless Roller	31MA40JB0517YY	32MA40JB0517YY	
		Glass-filled Nylon	800	Delrin	31MA40JB5717YY	32MA40JB5717YY	
		High Temp Phenolic	600	Stainless Roller	31HT40JQ0517YY	32HT40JQ0517YY	
		Hight Temp Glass/Nylon	600	Steel Sleeve	31GN40JQ8817YY	32GN40JQ8817YY	
		Poly-U/Glass-Nylon	800	Stainless Roller	31MU40J+0517YY	32MU40J+0517YY	G, K
		Poly-U/Glass-Nylon	800	Delrin	31MU40J+5717YY	32MU40J+5717YY	G, K
		Glass-Nylon V-Groove	800	Stainless Roller	31MV40JT0517YY	32MV40JT0517YY	
Glass-Nylon V-Groove	800	Delrin	31MV40JT5717YY	32MV40JT5717YY			
5	2	Yoke Only			31XX50JZ8317YY	32XX50JZ8317YY	
		Rubber/Polyolefin	500	Stainless Roller	31TP50J+0517YY	32TP50J+0517YY	A, X, Y, Z
		Rubber/Polyolefin	500	Delrin	31TP50J+5717YY	32TP50J+5717YY	A, X, Y, Z
		Poly-U/Polyolefin	750	Stainless Roller	31PP50J+0517YY	32PP50J+0517YY	K, M, U, W
		Poly-U/Polyolefin	750	Delrin	31PP50J+5717YY	32PP50J+5717YY	K, M, U, W
		Nylon	700	Stainless Roller	31NY50JE0517YY	32NY50JE0517YY	
		Nylon	700	Delrin	31NY50JE5717YY	32NY50JE5717YY	
		Solid Polyurethane	800	Stainless Roller	31SU50JL0517YY	32SU50JL0517YY	
		Solid Polyurethane	800	Delrin	31SU50JL5717YY	32SU50JL5717YY	
		Heavy Duty Solid Poly	1000	Stainless Precision	31HU50JI7217YY	32HU50JI7217YY	
		Polyolefin	650	Stainless Roller	31PO50JB0517YY	32PO50JB0517YY	
		Polyolefin	650	Delrin	31PO50JB5717YY	32PO50JB5717YY	
		Phenolic	1000	Stainless Roller	31PH50JB0517YY	32PH50JB0517YY	
		Glass-filled Nylon	1000	Stainless Roller	31MA50JB0517YY	32MA50JB0517YY	
		Glass-filled Nylon	1000	Delrin	31MA50JB5717YY	32MA50JB5717YY	
		High Temp Phenolic	1000	Stainless Roller	31HT50JQ0517YY	32HT50JQ0517YY	
		Hight Temp Glass/Nylon	600	Steel Sleeve	31GN50JQ8817YY	32GN50JQ8817YY	
		Poly-U/Glass-Nylon	1000	Stainless Roller	31MU50J+0517YY	32MU50J+0517YY	G, K
		Poly-U/Glass-Nylon	1000	Delrin	31MU50J+5717YY	32MU50J+5717YY	G, K

31/32 SERIES - MED/HEAVY STAINLESS - 1,250#



Diameter	Overall Height	Swivel Radius
4	5-5/8	3-3/16
5	6-1/2	4-7/8
6	7-1/2	4-3/8
8	9-1/2	5-3/4

Plates			
Plate	Size	Bolt Pattern	Mounting Bolt Dia.
17	4 x 4-1/2	2-5/8 x 3-5/8 to 3 x 3	3/8

Wheel Dia.	Tread Width	Wheel Type	Load Cap.	Bearing	Swivel	Rigid	+Color
6	2	Yoke Only			31XX60JZ8317YY	32XX60JZ8317YY	
		Rubber/Polyolefin	550	Stainless Roller	31TP60J+0517YY	32TP60J+0517YY	A, T, X, Y, Z
		Rubber/Polyolefin	550	Delrin	31TP60J+5717YY	32TP60J+5717YY	A, T, X, Y, Z
		Poly-U/Polyolefin	900	Stainless Roller	31PP60J+0517YY	32PP60J+0517YY	K, M, U, W
		Poly-U/Polyolefin	900	Delrin	31PP60J+5717YY	32PP60J+5717YY	K, M, U, W
		Nylon	800	Stainless Roller	31NY60JE0517YY	32NY60JE0517YY	
		Nylon	800	Delrin	31NY60JE5717YY	32NY60JE5717YY	
		Solid Polyurethane	900	Stainless Roller	31SU60JL0517YY	32SU60JL0517YY	
		Solid Polyurethane	900	Delrin	31SU60JL5717YY	32SU60JL5717YY	
		Heavy Solid Polyurethane	1000	Stainless Precision	31HU60JI7217YY	32HU60JI7217YY	
		Polyolefin	700	Stainless Roller	31PO60JB0517YY	32PO60JB0517YY	
		Polyolefin	700	Delrin	31PO60JB5717YY	32PO60JB5717YY	
		Phenolic	1200	Stainless Roller	31PH60JB0517YY	32PH60JB0517YY	
		Glass-filled Nylon	1200	Stainless Roller	31MA60JB0517YY	32MA60JB0517YY	
		Glass-filled Nylon	1200	Delrin	31MA60JB5717YY	32MA60JB5717YY	
		High Temp Phenolic	1200	Stainless Roller	31HT60JQ0517YY	32HT60JQ0517YY	
		Hight Temp Glass/Nylon	600	Steel Sleeve	31GN60JQ8817YY	32GN60JQ8817YY	
		Poly-U/Glass-Nylon	1200	Stainless Roller	31MU60J+0517YY	32MU60J+0517YY	G, K
		Poly-U/Glass-Nylon	1200	Delrin	31MU60J+5717YY	32MU60J+5717YY	G, K
		Glass-Nylon V-Groove	1000	Stainless Roller	31MV60JV0517YY	32MV60JV0517YY	
Glass-Nylon V-Groove	1000	Delrin	31MV60JV5717YY	32MV60JV5717YY			
8	2	Yoke Only			31XX80JZ8317YY	32XX80JZ8317YY	
		Rubber/Polyolefin	600	Stainless Roller	31TP80J+0517YY	32TP80J+0517YY	A, T, X, Y, Z
		Rubber/Polyolefin	600	Delrin	31TP80J+5717YY	32TP80J+5717YY	A, T, X, Y, Z
		Poly-U/Polyolefin	950	Stainless Roller	31PP80J+0517YY	32PP80J+0517YY	K, M, U, W
		Poly-U/Polyolefin	950	Delrin	31PP80J+5717YY	32PP80J+5717YY	K, M, U, W
		Nylon	900	Stainless Roller	31NY80JE0517YY	32NY80JE0517YY	
		Nylon	900	Delrin	31NY80JE5717YY	32NY80JE5717YY	
		Solid Polyurethane	1000	Stainless Roller	31SU80JL0517YY	32SU80JL0517YY	
		Solid Polyurethane	1000	Delrin	31SU80JL5717YY	32SU80JL5717YY	
		Heavy Solid Polyurethane	1250	Stainless Precision	31HU80JI7217YY	32HU80JI7217YY	
		Polyolefin	1000	Stainless Roller	31PO80JB0517YY	32PO80JB0517YY	
		Polyolefin	1000	Delrin	31PO80JB5717YY	32PO80JB5717YY	
		Phenolic	1250	Stainless Roller	31PH80JB0517YY	32PH80JB0517YY	
		Glass-filled Nylon	1250	Stainless Roller	31MA80JB0517YY	32MA80JB0517YY	
		Glass-filled Nylon	1250	Delrin	31MA80JB5717YY	32MA80JB5717YY	
		High Temp Phenolic	1250	Stainless Roller	31HT80JQ0517YY	32HT80JQ0517YY	
		Hight Temp Glass/Nylon	600	Steel Sleeve	31GN80JQ8817YY	32GN80JQ8817YY	
		Poly-U/Glass-Nylon	1250	Stainless Roller	31MU80J+0517YY	32MU80J+0517YY	G, K
		Poly-U/Glass-Nylon	1250	Delrin	31MU80J+5717YY	32MU80J+5717YY	G, K



Rubber/Polyolefin					Poly-U/Polyolefin			
Flat Tread		Round Tread			Flat Tread			
A	T	X	Y	Z	K	M	U	W

OTHER WHEELS & BEARING
OPTIONS AVAILABLE. PLEASE
CALL FOR AVAILABILITY



S5/S6 - STAINLESS KINGPINLESS - 2,000#




- ◆ UNIQUE HOT FORGED S304 STAINLESS STEEL CONSTRUCTION
- ◆ TOP PLATE AND INNER RACEWAY INTEGRALLY FORGED AS ONE PIECE
- ◆ KINGPINLESS RACEWAY HELD TOGETHER BY 3/8" STAINLESS STEEL STEEL BALL BEARINGS
- ◆ ENGINEERED FOR UNSURPASSED DURABILITY AND ELIMINATES PROBLEMS ASSOCIATED WITH BOTH CORROSION AND KINGPIN FAILURE
- ◆ LEGS DOUBLE WELDED FOR STRENGTH AND STABILITY
- ◆ 1/2" STAINLESS AXLE WITH LOCK NUT
- ◆ ZERK FITTINGS STANDARD ON AXLE & SWIVEL RACEWAY
- ◆ 4-POSITION SWIVEL LOCK NOTCHES STANDARD
- ◆ LARGE SELECTION OF WHEELS AND BEARINGS FOR A RANGE OF APPLICATIONS

APPLICATIONS

- ◆ WET, DAMP, OR HARSH ENVIRONMENTS THAT MAY CORRODE STANDARD ZINC PLATED CASTERS
- ◆ FOOD PROCESSING PLANTS
- ◆ SLAUGHTER HOUSES
- ◆ FISH HATCHERIES
- ◆ PHARMACEUTICAL LABORATORIES
- ◆ ANY EQUIPMENT THAT MAY REQUIRE WASHDOWN

OPTIONS



Diameter	Overall Height	Swivel Radius
4	5-5/8	3-1/8
5	6-1/2	3-3/4
6	7-1/2	4-1/2
8	9-1/2	5-15/16

Plates			
Plate	Size	Bolt Pattern	Mounting Bolt Dia.
17	4 x 4-1/2	2-5/8 x 3-5/8 to 3 x 3	3/8


NOT ALL STAINLESS STEEL CASTERS ARE THE SAME!

Durable USA/Superior Casters has the best stainless steel kingpinless caster on the market! That's not just an empty claim! Durable USA is the only manufacturer that makes a **drop forged** kingpinless caster **entirely** out of S302 stainless steel.

We submitted our caster, along with three of our competitors' casters, to a 3 week corrosion test. Each caster was submerged in a salt water solution for 5 days and then removed. For the next two weeks they were sprayed with salt water, twice daily, and stored in open air.

*An independent metallurgical laboratory test also discovered that brand "A" is made with lower grade stainless steel that contains less chromium and nickel, the main corrosion resistant elements in stainless steel.

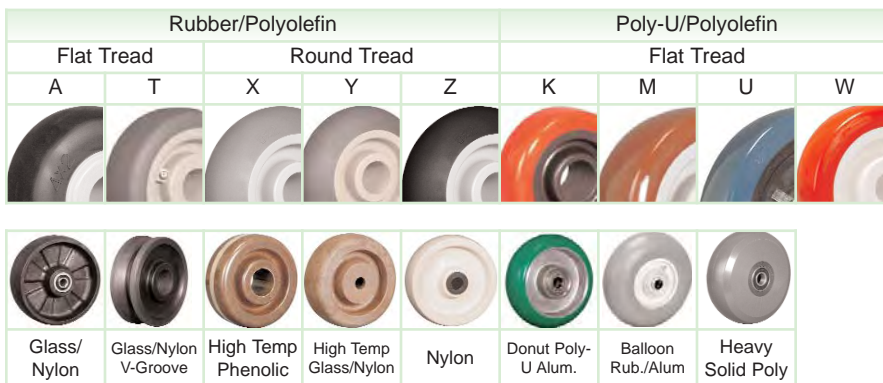
See for yourself! Results show that Durable's stainless steel kingpinless caster is the best available!



S5/S6 - STAINLESS KINGPINLESS - 2,000#



Wheel Dia.	Tread Width	Wheel Type	Load Cap.	Bearing	Swivel	Rigid	+Color
4	2	Yoke Only	1500		S5ZZ40JZ8317YY	S6ZZ40JZ8317YY	
		Rubber/Polyolefin	450	Stainless Roller	S5TP40J+0517YY	S6TP40J+0517YY	A, T, X, Y, Z
		Rubber/Polyolefin	450	Stainless Precision	S5TP40JT7217YY	S6TP40JT7217YY	
		Rubber/Aluminum	400	Stainless Roller	S5RA40JB0517YY	S6RA40JB0517YY	
		Poly-U/Polyolefin	700	Stainless Roller	S5PP40J+0517YY	S6PP40J+0517YY	D, K, M, U, W
		Poly-U/Polyolefin	700	Stainless Precision	S5PP40JM7217YY	S6PP40JM7217YY	
		Solid Polyurethane	700	Stainless Roller	S5SU40JL0517YY	S6SU40JL0517YY	
		Heavy Duty Solid Poly	900	Stainless Precision	S5HU40JX7217YY	S6HU40JX7217YY	
		Poly-U/Aluminum	800	Stainless Roller	S5PA40J+0517YY	S6PA40J+0517YY	N, R
		Poly-U/Glass-Nylon	700	Stainless Roller	S5MU40J+0517YY	S6MU40J+0517YY	G, K
		Poly-U/Glass-Nylon	700	Stainless Precision	S5MU40J+7217YY	S6MU40J+7217YY	G, K
		Polyolefin	450	Stainless Roller	S5PO40JB0517YY	S6PO40JB0517YY	
		Phenolic	800	Stainless Roller	S5PH40JB0517YY	S6PH40JB0517YY	
		Glass-filled Nylon	800	Stainless Roller	S5MA40JB0517YY	S6MA40JB0517YY	
		Glass-filled Nylon	800	Stainless Precision	S5MA40JB7217YY	S6MA40JB7217YY	
		Glass-Nylon V-Groove	800	Stainless Roller	S5MV40JT0517YY	S6MV40JT0517YY	
		High Temp Phenolic	800	Stainless Roller	S5HT40JQ0517YY	S6HT40JQ0517YY	
		High Temp Glass/Nylon	800	Plain Bore	S5GN40JQ8817YY	S6GN40JQ8817YY	
High Temp Glass/Nylon	800	Stainless Roller	S5GN40JQ0517YY	S6GN40JQ0517YY			
5	2	Yoke Only	1500		S5ZZ50JZ8317YY	S6ZZ50JZ8317YY	
		Rubber/Polyolefin	500	Stainless Roller	S5TP50J+0517YY	S6TP50J+0517YY	A, T, X, Y, Z
		Rubber/Polyolefin	500	Stainless Precision	S5TP50JT7217YY	S6TP50JT7217YY	
		Rubber/Aluminum	500	Stainless Roller	S5RA50JB0517YY	S6RA50JB0517YY	
		Poly-U/Polyolefin	750	Stainless Roller	S5PP50J+0517YY	S6PP50J+0517YY	D, K, M, U, W
		Poly-U/Polyolefin	750	Stainless Precision	S5PP50JM7217YY	S6PP50JM7217YY	
		Solid Polyurethane	800	Stainless Roller	S5SU50JL0517YY	S6SU50JL0517YY	
		Heavy Solid Polyurethane	1000	Stainless Precision	S5HU50JX7217YY	S6HU50JX7217YY	
		Poly-U/Aluminum	900	Stainless Roller	S5PA50J+0517YY	S6PA50J+0517YY	N, R
		Poly-U/Glass-Nylon	1000	Stainless Roller	S5MU50J+0517YY	S6MU50J+0517YY	G, K
		Poly-U/Glass-Nylon	1000	Stainless Precision	S5MU50J+7217YY	S5MU50J+7217YY	G, K
		Polyolefin	450	Stainless Roller	S5PO50JB0517YY	S6PO50JB0517YY	
		Nylon	1000	Stainless Roller	S5NY50JE0517YY	S6NY50JE0517YY	
		Phenolic	1000	Stainless Roller	S5PH50JB0517YY	S6PH50JB0517YY	
		Glass-filled Nylon	1000	Stainless Roller	S5MA50JB0517YY	S6MA50JB0517YY	
		Glass-filled Nylon	1000	Stainless Precision	S5MA50JB7217YY	S6MA50JB7217YY	
		High Temp Phenolic	1000	Plain Bore	S5HT50JQ8817YY	S6HT50JQ8817YY	
		High Temp Phenolic	1000	Stainless Roller	S5HT50JQ0517YY	S6HT50JQ0517YY	
High Temp Glass/Nylon	1000	Plain Bore	S5GN50JQ8817YY	S6GN50JQ8817YY			
High Temp Glass/Nylon	1000	Stainless Roller	S5GN50JQ0517YY	S6GN50JQ0517YY			





S5/S6 - STAINLESS KINGPINLESS - 2,000#

Wheel Dia.	Tread Width	Wheel Type	Load Cap.	Bearing	Swivel	Rigid	+Color
6	2	Yoke Only	2000		S5ZZ60JZ8317YY	S6ZZ60JZ8317YY	
		Rubber/Polyolefin	550	Stainless Roller	S5TP60J+0517YY	S6TP60J+0517YY	A, T, X, Y, Z
		Rubber/Polyolefin	550	Stainless Precision	S5TP60JT7217YY	S6TP60JT7217YY	
		Rubber/Aluminum	550	Stainless Roller	S5RA60JB0517YY	S6RA60JB0517YY	
		Balloon Cushion Rubber/Alum.	550	Stainless Roller	S5BC60J+0517YY	S6BC60J+0517YY	X, Z
		Balloon Cushion Rubber/Alum.	550	Stainless Precision	S5BC60J+7217YY	S6BC60J+7217YY	X, Z
		Poly-U/Polyolefin	900	Stainless Roller	S5PP60J+0517YY	S6PP60J+0517YY	K, M, U, W
		Poly-U/Polyolefin	900	Stainless Precision	S5PP60JM7217YY	S6PP60JM7217YY	
		Solid Polyurethane	900	Stainless Roller	S5SU60JL0517YY	S6SU60JL0517YY	
		Heavy Duty Solid Polyurethane	1500	Stainless Precision	S5HU60JI7217YY	S6HU60JI7217YY	
		Poly-U/Aluminum	1200	Stainless Roller	S5PA60J+0517YY	S6PA60J+0517YY	N, R
		Donut Poly-U/Aluminum	900	Stainless Precision	S5UA60JN7217YY	S6UA60JN7217YY	
		Poly-U/Glass-Nylon	1200	Stainless Roller	S5MU60J+0517YY	S6MU60J+0517YY	G, K
		Poly-U/Glass-Nylon	1200	Stainless Precision	S5MU60J+7217YY	S6MU60J+7217YY	G, K
		Polyolefin	700	Stainless Roller	S5PO60JB0517YY	S6PO60JB0517YY	
		Nylon	1200	Stainless Roller	S5NY60JE0517YY	S6NY60JE0517YY	
		Phenolic	1200	Stainless Roller	S5PH60JB0517YY	S6PH60JB0517YY	
		Glass-filled Nylon	1200	Stainless Roller	S5MA60JB0517YY	S6MA60JB0517YY	
		Glass-filled Nylon	1200	Stainless Precision	S5MA60JB7217YY	S6MA60JB7217YY	
		Glass-Nylon V-Groove	1000	Stainless Roller	S5MV60JT0517YY	S6MV60JT0517YY	
High Temp Phenolic	1200	Plain Bore	S5HT60JQ8817YY	S6HT60JQ8817YY			
High Temp Phenolic	1200	Stainless Roller	S5HT60JQ0517YY	S6HT60JQ0517YY			
High Temp Glass/Nylon	1200	Plain Bore	S5GN60JQ8817YY	S6GN60JQ8817YY			
High Temp Glass/Nylon	1200	Stainless Roller	S5GN60JQ0517YY	S6GN60JQ0517YY			
8	2	Yoke Only	2000		S5ZZ80JZ8317YY	S6ZZ80JZ8317YY	
		Rubber/Polyolefin	600	Stainless Roller	S5TP80J+0517YY	S6TP80J+0517YY	A, T, X, Y, Z
		Rubber/Polyolefin	600	Stainless Precision	S5TP80JI7217YY	S6TP80JI7217YY	
		Rubber/Aluminum	600	Stainless Roller	S5RA80JB0517YY	S6RA80JB0517YY	
		Balloon Cushion Rubber/Alum.	600	Stainless Roller	S5TA80J+0517YY	S6TA80J+0517YY	X, Z
		Balloon Cushion Rubber/Alum.	600	Stainless Precision	S5TA80J+7217YY	S6TA80J+7217YY	X, Z
		Poly-U/Polyolefin	950	Stainless Roller	S5PP80J+0517YY	S6PP80J+0517YY	K, M, U, W
		Poly-U/Polyolefin	950	Stainless Precision	S5PP80JM7217YY	S6PP80JM7217YY	
		Solid Polyurethane	1000	Stainless Roller	S5SU80JL0517YY	S6SU80JL0517YY	
		Heavy Solid Polyurethane	1700	Stainless Precision	S5HU80JI7217YY	S6HU80JI7217YY	
		Poly-U/Aluminum	1000	Stainless Roller	S5PA80J+0517YY	S6PA80J+0517YY	N, R
		Donut Poly-U/Aluminum	1000	Stainless Precision	S5UA80JN7217YY	S6UA80JN7217YY	
		Poly-U/Glass-Nylon	1400	Stainless Roller	S5MU80J+0517YY	S6MU80J+0517YY	G, K
		Poly-U/Glass-Nylon	1400	Stainless Precision	S5MU80J+7217YY	S6MU80J+7217YY	G, K
		Polyolefin	1000	Stainless Roller	S5PO80JB0517YY	S6PO80JB0517YY	
		Nylon	1300	Stainless Roller	S5NY80JE0517YY	S6NY80JE0517YY	
		Phenolic	1400	Plain Bore	S5PH80JB8817YY	S6PH80JB8817YY	
		Phenolic	1400	Stainless Roller	S5PH80JB0517YY	S6PH80JB0517YY	
		Glass-filled Nylon	1400	Stainless Roller	S5MA80JB0517YY	S6MA80JB0517YY	
		Glass-filled Nylon	1400	Stainless Precision	S5MA80JB7217YY	S6MA80JB7217YY	
High Temp Phenolic	1200	Plain Bore	S5HT80JQ8817YY	S6HT80JQ8817YY			
High Temp Phenolic	1400	Stainless Roller	S5HT80JQ0517YY	S6HT80JQ0517YY			
High Temp Glass/Nylon	1200	Plain Bore	S5GN80JQ8817YY	S6GN80JQ8817YY			
High Temp Glass/Nylon	1400	Stainless Roller	S5GN80JQ0517YY	S6GN80JQ0517YY			

20 SERIES - SHOPPING CART CASTER - 250#



- ◆ UNIVERSAL OEM OR REPLACEMENT SHOPPING CART CASTER
- ◆ 1/2" - 13 X 7/8" THREADED STEM WITH KEY LOCK BASE
- ◆ DOUBLE BALL BEARING RACEWAY FOR LONG WEAR AND ADDED STRENGTH
- ◆ ZINC PLATED

Diameter	Overall Height	Swivel Radius
5	5-15/16	4



Wheel Diameter	Tread Width	Wheel Type	Load Cap.	Bearing	Part #
5	1-1/4	Yoke Only w/ Axle			20ZZ50SC
		Poly-U/Polyolefin	250	Dual Precision	20PP50GP50SCYY

ESCALATOR CASTER

- ◆ DOUBLE FLANGED TREAD AND AUTOMATIC BRAKE UNIQUELY DESIGNED FOR SHOPPING CARTS IN MULTI LEVEL SHOPPING CENTERS
- ◆ 1/2" - 13 X 7/8" THREADED STEM WITH KEY LOCK BASE TO FIT STANDARD SHOPPING CART DESIGNS
- ◆ DOUBLE BALL BEARING RACEWAY FOR LONG WEAR AND ADDED STRENGTH
- ◆ ZINC PLATED



Diameter	Overall Height	Swivel Radius
5	5-15/16	4

Wheel Diameter	Tread Width	Wheel Type	Load Cap.	Bearing	Part #
5	1-1/4	Escalator Poly-U/Polyolefin	250	Single Precision	20PP50GS



01, 03/04 SERIES - LOW PROFILE MACHINE - 500#

- ◆ DOUBLE BEARING HARDENED RACEWAY CONSTRUCTION
- ◆ ZINC PLATED

IDEAL FOR VENDING MACHINES, ELECTRONIC AND BUSINESS MACHINES, DISPLAY STANDS AND RACKS, POINT OF PURCHASE DISPLAYS, REACH IN COOLERS AND FREEZERS, AND OTHER APPLICATIONS REQUIRING A HIGH LOAD CAPACITY AND LOW HEIGHT RESTRICTIONS.

**Plates				**Stems		
Plate	Size	Bolt Pattern	Mounting Bolt Dia.	Stem	Size	Stem Type
06	2-3/4 x 3-3/4	1-3/4 x 2-7/8 to 3	5/16	59	1/2-13 x 1-3/4	Threaded
11	3-1/8 x 4-1/8	1-3/4 x 2-15/16 to 2-3/8 x 3-3/8	5/16	66	1/2-13 x 3/4	Threaded
17	4 x 4-1/2	2-5/8 x 3-5/8 to 3 x 3	3/8	67	1/2-13 x 1	Threaded
				68	1/2-13 x 1-1/2	Threaded
				81	5/8-11 X 1-3/4	Threaded
				91	7/16 x 1-3/8	Grip Ring

Diameter	Series	Overall Height	Swivel Radius
2	01, 03	2-7/8	1-7/8
2	05	2.965	1-3/4
2-1/2	01, 03	3-7/16	2-1/2
3	01, 03	3-7/8	2-1/4
3 (Optional)	01, 03	3/7/8	2-7/8*



OPTIONS



Thumb-Screw **R**



Side Lock Brake **S**



Vertical Lock (3") **V**

Requires 2-7/8" swivel radius

Black Oxide **X**

Zerk Axle **Z**

*Optional swivel radius on 3" casters. Change 30 to 31 in part number




SERIES 01 - DUAL WHEEL

Wheel Diameter	Tread Width	Wheel Type	Load Cap.	Bearing	Swivel	**Available Plates/Stems
2	13/16	Polyolefin	250	Plain Bore	01PO20AB81**YY	06, 68, 91
		Hard Rubber	250	Plain Bore	01HR20AB81**YY	
		Hard Rubber	250	Plain Bore	05HR20AB81**DY	
		Glass-filled Nylon	400	Plain Bore	05MA20AB81**DY	06



SERIES 03/04 - SINGLE WHEEL



Wheel Dia.	Tread Width	Wheel Type	Load Cap.	Bearing	Swivel	Rigid (Plate Casters Only)	**Available Plates/Stems
2	1-13/16	Polyolefin	300	Plain Bore	03PO20IB81**YY	04PO20IB81**YY	06, 11, 17 59, 67, 91
		Glass-filled Nylon	400	Plain Bore	03MA20IB81**YY	04MA20IB81**YY	
2-1/2	1-13/16	Polyolefin	400	Plain Bore	03PO25IB82**YY	04PO25IB82**YY	06, 11, 17 59, 67, 81, 91
		Polyolefin	400	Roller	03PO25IB36**YY	04PO25IB36**YY	
3	1-13/16	Yoke Only w/ Axle	500		03ZZ30IZ82**YY	04ZZ30IZ82**YY	
		Polyolefin	500	Steel Sleeve	03PO30IB90**YY	04PO30IB90**YY	
		Polyolefin	500	Roller	03PO30IB36**YY	04PO30IB36**YY	
		Polyolefin	500	Precision	03PO30IB62**YY	04PO30IB62**YY	
		Phenolic	500	Roller	03PH30IB36**YY	04PH30IB36**YY	
		Phenolic	500	Steel Sleeve	03PH30IB90**YY	04PH30IB90**YY	
		Glass/Nylon	500	Steel Sleeve	03MA30IB90**YY	04MA30IB90**YY	
		Glass/Nylon	500	Roller	03MA30IB36**YY	04MA30IB36**YY	
		Glass/Nylon	500	Precision	03MA30IB62**YY	04MA30IB62**YY	

A3 SERIES - INVERTED AIRCRAFT LOADING - 275#



- ◆ CASTER SPECIALLY DESIGNED FOR USE ON AIRCRAFT LOADING EQUIPMENT
- ◆ SEALED RACEWAY PROTECTS BEARINGS FROM DIRT AND DEBRIS
- ◆ POPULAR “DIAMOND PLATE” STANDARD
- ◆ ZINC PLATED
- ◆ LOW OVERALL HEIGHT

APPLICATIONS

- ◆ AIRCRAFT LOADING EQUIPMENT AND CONVEYORS
- ◆ CASTER & BED PALLETS
- ◆ CONTAINER SHIPPING DECKS
- ◆ CONVEYOR DECKS
- ◆ TEXTILE AND GARMENT INDUSTRIES



Diameter	Overall Height	Swivel Radius
3	3-25/32	2-5/8

**Plates			
Plate	Size	Bolt Spacing on Center	Mounting Bolt Diameter
DP	3-1/32 x 4-3/8 Diamond	3-1/2	7/16

Wheel Diameter	Tread Width	Wheel Type	Load Cap.	Bearing	Swivel
3	1-1/4	Hard Rubber	275	Ball	A3HR30GB41DPGL

03 SERIES - HEAVY DUTY INVERTED AIRCRAFT LOADING - 500#

- ◆ CASTER SPECIALLY DESIGNED FOR USE ON AIRCRAFT LOADING EQUIPMENT
- ◆ SEALED RACEWAY PROTECTS BEARINGS FROM DIRT AND DEBRIS
- ◆ POPULAR “DIAMOND PLATE” STANDARD
- ◆ ZINC PLATED
- ◆ LOW OVERALL HEIGHT

APPLICATIONS

- ◆ AIRCRAFT LOADERS AND DOLLIES
- ◆ CASTER & BED PALLETS
- ◆ CONTAINER SHIPPING DECKS
- ◆ CONVEYOR DECKS
- ◆ TEXTILE AND GARMENT INDUSTRIES



Diameter	Overall Height	Swivel Radius
3	3-25/32	2-5/8

**Plates			
Plate	Size	Bolt Spacing on Center	Mounting Bolt Diameter
DP	3-1/32 x 4-3/8 Diamond	3-1/2	7/16

Wheel Diameter	Tread Width	Wheel Type	Load Cap.	Bearing	Swivel
3	1-13/16	Polyolefin	500	Roller	03PO21IB36D4LDG
		Polyolefin	500	Precision	03PO31IB49D4LDG
		Glass/Nylon	500	Roller	03MA21IB36D4LDG
		Glass/Nylon	500	Precision	03MA31IB49D4LDG
		Phenolic	500	Roller	03PH31IB36D4LDG



05/06 SERIES - BUSINESS MACHINE - 1,200#


- ◆ DOUBLE BEARING HARDENED RACEWAY CONSTRUCTION OFFERS HIGHER CAPACITY AND DURABILITY
- ◆ ZINC PLATING STANDARD (BLACK OXIDE FINISH AVAILABLE)

APPLICATIONS



- ◆ VENDING MACHINES
- ◆ DIAGNOSTIC EQUIPMENT
- ◆ PRINTER STANDS, COMPUTER MAINFRAMES & TOWERS
- ◆ POINT OF PURCHASE DISPLAYS, SHELVES, & MERCHANDISERS
- ◆ REFRIGERATORS, FREEZERS, & REACH-IN UNITS
- ◆ AUTOMOTIVE DOLLIES AND JACKS
- ◆ APPLICATIONS REQUIRING HIGH LOAD CAPACITY AND LOW OVERALL HEIGHT

OPTIONS



T
Thumb-Screw

V
Top Lock Brake

X
Black Oxide

Z
Zerk Axle

**Plates

**Stems

Plate	Size	Bolt Pattern	Mounting Bolt Dia.	Stem	Size	Stem Type
11	3-1/8 x 4-1/8	1-3/4 x 2-15/16 to 2-3/8 x 3-3/8	5/16	59	1/2-13 x 1-3/4	Threaded
17	4 x 4-1/2	2-5/8 x 3-5/8 to 3 x 3	3/8	81	5/8-11 X 1-3/4	Threaded
				86	3/4-10 x 1	Threaded



Threaded

Wheel Dia.	Tread Width	Wheel Type	Load Cap.	Overall Height	Bearing	Radius	Swivel	Rigid (Plate Casters Only)	**Available Plates/Stems
3	1-13/16	Yoke Only w/ Axle	1200	4-5/32			05ZZ30IZ83**YY	06ZZ30IZ83**YY	11, 17, 59 81, 86
		Polyolefin	500		Plain Bore	2-3/8	05PO32IB83**YY	06PO30IB90**YY	
		Polyolefin	500		Roller	2-3/8	05PO32IB36**YY	06PO30IB36**YY	
		Polyolefin	700		Precision	2-3/8	05PO32IB63**YY	06PO30IB63**YY	
		Phenolic	700		Roller	2-3/8	05PH30IB36**YY	06PH30IB36**YY	
		Phenolic	700		Plain Bore	2-3/8	05PH30IB83**YY	06PH30IB83**YY	
		Glass/Nylon	1200		Plain Bore	2-3/8	05MA30IB83**YY	06PO30IB90**YY	
		Glass/Nylon	1200		Roller	2-3/8	05MA30IB36**YY	06MA30IB36**YY	
		Glass/Nylon	1200		Precision	2-3/8	05MA30IB62**YY	06MA30IB62**YY	



71/72 SERIES - ECONOMIZER - 900#

- ◆ INEXPENSIVE OEM OR REPLACEMENT CASTER
- ◆ 1/2" PLAIN AXLE
- ◆ ROLLER BEARING IN WHEEL
- ◆ GREASE FITTINGS IN SWIVEL RACEWAY AND WHEEL

Plates

Plate	Size	Bolt Pattern	Mounting Bolt Dia.
17	4 x 4-1/2	2-5/8 x 3-5/8 to 3 x 3	3/8

Wheel Dia.	Tread Width	Wheel Type	Load Cap.	Overall Height	Bearing	Swivel	Rigid	+Color
5	2	Rubber/Steel	500	6-1/2	Roller	71RS50JB0417YY	72RS50JB0417YY	
		Poly-U/Steel	1200		Roller	71PU50J+0417YY	72PU50J+0417YY	G, V
		Polyolefin	450		Roller	71PO50JB0417YY	72PO50JB0417YY	
		Semi Steel	1000		Roller	71SS50JS0417YY	72SS50JS0417YY	
6	2	Rubber/Steel	500	7-1/2	Roller	71RS60JB0417YY	72RS60JB0417YY	
		Poly-U/Steel	1200		Roller	71PU60J+0417YY	72PU60J+0417YY	G, V
		Polyolefin	450		Roller	71PO60JB0417YY	72PO60JB0417YY	
		Semi Steel	1000		Roller	71SS60JS0417YY	72SS60JS0417YY	
8	2	Rubber/Steel	500	9-1/2	Roller	71RS80JB0417YY	72RS80JB0417YY	
		Poly-U/Steel	1200		Roller	71PU80J+0417YY	72PU80J+0417YY	G, V
		Polyolefin	450		Roller	71PO80JB0417YY	72PO80JB0417YY	
		Semi Steel	1000		Roller	71SS80JS0417YY	72SS80JS0417YY	



OPTIONS



Cam Lock Brake **C**



Top-Lock Brake (8") **T**



4-Position Lock(Weld)* **P**



Raceway Seal **L**

- ◆ DOUBLE BALL BEARING RACEWAY HEATTREATED FOR LONG WEAR AND ADDED STRENGTH
- ◆ ZINC PLATING STANDARD
- ◆ 5/8" BOLTED KINGPIN
- ◆ TOP PLATE AND YOKE 1/4" COLD FORGED STEEL
- ◆ GREASE FITTINGS IN SWIVEL RACEWAY
- ◆ SHOCK ABSORBING
- ◆ QUIET ROLLING AND EASY MOVING
- ◆ FOAM FILLED WHEELS AVAILABLE

APPLICATIONS

- ◆ FOR USE ON CARTS AND PLATFORM TRUCKS IN COMMERCIAL AND INSTITUTIONAL ENVIRONMENTS WHERE FLOOR PROTECTION, EASE OF MOVEMENT AND QUIET OPERATION ARE REQUIRED

Plates

Plate	Size	Bolt Pattern	Mounting Bolt Dia.
17	4 x 4-1/2	2-5/8 x 3-5/8 to 3 x 3	5/16
19	4-1/2 x 6-1/4	2-7/16 x 4-15/16 to 3-3/8 x 5-1/4	5/16

Diameter	Overall Height	Swivel Radius
8	9-3/4	6-1/2
10	13	
12	15-3/4	

Wheel Diameter	Tread Width	Wheel Type	Load Cap.	Bearing	Swivel	Rigid	+Color
8	3	Yoke Only w/ Axle	500		67XX284Z83**YY	68XX284Z83**YY	
		Pneumatic	330	Roller	67FP284C38**YY	68FP284C38**YY	
		Pneumatic	350	Ball	67FP284+53**YY	68FP284+53**YY	C, Y
		Pneumatic (for Cam Brk)	350	Roller	67FP284SC38**CY	68FP284SC38**CY	
	2-1/2	Yoke Only w/ Axle	600		67XX80JZ83**YY	68XX80JZ83**YY	
		Semi-Pneumatic	500	Ball	67SN80UC53**YY	68SN80UC53**YY	
10	3-1/2	Yoke Only w/ Axle	600		67XX354Z83**YY	68XX354Z83**YY	
		Pneumatic	375	Roller	67FP354C40**YY	68FP354C40**YY	
		Pneumatic	375	Ball	67FP354+53**YY	68FP354+53**YY	C, Y
	2-3/4	Semi-Pneumatic	500	Ball	67SN10UC53**YY	68SN10UC53**YY	
	3	Ever Roll	400	Precision	67ER10BCP1**YY	68ER10BCP1**YY	
12	3-1/2	Yoke Only w/ Axle	600		67XX356Z8317YY	68XX356Z8317YY	
		Pneumatic	550	Ball	67FP356C5317YY	68FP356C5317YY	
	3	Semi-Pneumatic	600	Ball	67SN12UC5317YY	68SN12UC5317YY	



69/70 SERIES - BRASS PLATED - 500#



- ◆ POLISHED BRASS FINISH
- ◆ 5/8" BOLTED KINGPIN
- ◆ TOP PLATE AND YOKE 1/4" COLD FORGED STEEL
- ◆ GREASE FITTINGS IN SWIVEL RACEWAY

OPTIONS



Top Lock Brake **T**

APPLICATIONS

- ◆ IDEAL FOR HOTEL CARTS

Plates				Diameter	Overall Height	Swivel Radius
Plate	Size	Bolt Pattern	Mounting Bolt Dia.	8	9-3/4	6-1/2
17	4 x 4-1/2	2-5/8 x 3-5/8 to 3 x 3	3/8	10	13	
				12	15-3/4	

Wheel Dia.	Tread Width	Wheel Type	Load Cap.	OAH	Bearing	Swivel	Rigid	+Color
8	2	Yoke Only w/Axle	550	9-1/2	Roller	69XX80JZ8317YY	70XX80JZ8317YY	
		Rubber/Polyolefin	550			69TP80J+0417YY	70TP80J+0417YY	A, X, T, Y
		Rubber/Polyolefin	550			69TP80JT6317YY	70TP80JT6317YY	
	3	Yoke Only w/Axle	550	9-3/4	Ball	69XX284Z8317YY	70XX284Z8317YY	
		Pneumatic	350			69FP284+5317YY	70FP284+5317YY	C, F
		Pneumatic	350			69FP284+3817YY	70FP284+3817YY	C, F

HIGH TENSILE RUBBER ON POLYOLEFIN

- ◆ NON-MARKING BALLOON CUSHION THERMOPLASTIC RUBBER TREAD ON A POLYOLEFIN CORE
- ◆ STANDARD OFFSET HUB FOR HAND TRUCKS AND DOLLIES
- ◆ HIGHLY RESISTANT TO OIL, GREASE, WATER, AND MOST SOLVENTS
- ◆ PUNCTURE RESISTANT AND SHOCK ABSORBING
- ◆ SMOOTH ROLLING AND QUIET
- ◆ DUROMETER 55 (±5) SHORE (A)



Wheel Dia.	Tread Width	*Offset hub Hub Length	Load Cap(lbs)	Part Number	**Available Bearings Ball Bearings
10	2	2-1/4*	300	RT10JZ**	51, 52, 53

Bearing Size

Brg #	51	52	53
Brg Type	Ball	Ball	Ball
I.D.	1/2	5/8	3/4

SOLID SOFT RUBBER



- ◆ SOFT RUBBER TREAD MOLDED TO HARD RUBBER CORE
- ◆ SHOCK ABSORBING AND FLOOR PROTECTIVE
- ◆ QUIET OPERATION
- ◆ NYLON BEARING SLEEVE MOLDED INTO WHEEL CENTER
- ◆ EXCELLENT LIGHT DUTY WHEEL
- ◆ DUROMETER 70-80 SHORE (A)
- ◆ TEMPERATURE RANGE -40° TO 160°F

Wheel Dia.	Tread Width	Hub Length	Load Cap.(lbs)	Part Number	**Available Bearings		
					Plain Bore	Roller Bearings	Ball Bearings
2	7/8	1	100	SR20BB**	80	--	--
2-1/2	7/8	1	200	SR25BB**	80	--	--
3	1	1-1/4	130	SR30DB**	81	--	--
	1-1/4	1-9/16	275	SR30GB**	82	--	42
3-1/2	1-1/4	1-9/16	285	SR35GB**	82	--	--
4	1	1-1/4	145	SR40DB**	81	--	--
	1-1/4	1-9/16	300	SR40GB**	82	--	42
		1-15/16	300	SR40FB**	82	--	--
5	1	1-1/4	150	SR50DB**	81	--	--
	1-1/4	1-9/16	300	SR50GB**	82	--	42
6	2	2-3/16	400	SR60JB**	84	02, 04	--

Wheel Color

B
Black

Bearing Size

Brg #	02	04	42	80	81	82	84
Brg Type	Roller	Roller	Ball	Plain Bore	Plain Bore	Plain Bore	Plain Bore
I.D.	5/8	3/4	3/8	1/4	5/16	3/8	1-3/16

SOLID HARD RUBBER



- ◆ HIGH IMPACT MOLDED HARD RUBBER
- ◆ EASY ROLLING
- ◆ NYLON BEARING SLEEVE MOLDED INTO WHEEL CENTER
- ◆ EXCELLENT LIGHT DUTY WHEEL
- ◆ DUROMETER 75 SHORE (D)
- ◆ TEMPERATURE RANGE -40° TO 160°F

Wheel Dia.	Tread Width	Hub Length	Load Cap.(lbs)	Part Number	**Available Bearings		
					Plain Bore	Roller Bearings	Ball Bearings
2	7/8	1	100	HR20BB**	80	--	--
2-1/2	7/8	1	200	HR25BB**	80	--	--
3	1	1-1/4	150	HR30DB**	81	--	--
	1-1/4	1-9/16	275	HR30GB**	82	--	42
3-1/2	1-1/4	1-9/16	285	HR35GB**	82	--	--
4	1	1-1/4	175	HR40DB**	81	--	--
	1-1/4	1-9/16	300	HR40GB**	82	--	42
		1-15/16	300	HR40FB**	82	--	--
5	1	1-1/4	200	HR50DB**	81	--	--
	1-1/4	1-9/16	300	HR50GB**	82	--	42

Wheel Color

B
Black

Bearing Size

Brg #	42	80	81	82
Brg Type	Ball	Plain Bore	Plain Bore	Plain Bore
I.D.	3/8	1/4	5/16	3/8



THERMOPLASTIC RUBBER ON POLYOLEFIN CENTER

- ◆ NON-MARKING THERMOPLASTIC RUBBER TREAD MECHANICALLY BONDED TO POLYOLEFIN CORE
- ◆ HIGHLY RESISTANT TO OIL, GREASE, WATER, AND MOST SOLVENTS
- ◆ EXCELLENT WHEEL FOR CLEAN ENVIRONMENTS
- ◆ LIGHT WEIGHT
- ◆ EXCELLENT FLOOR DEBRIS DEFLECTION
- ◆ SMOOTH ROLLING AND QUIET
- ◆ DUROMETER 70 (±5) SHORE (A)
- ◆ TEMPERATURE RANGE -45° UP TO 180°F INTERMITTENT, OR 120°F CONTINUOUS



Wheel Dia.	Tread Width	Hub Length	Load Cap (lbs)	Part Number	+Tread Type	**Available Bearings			
						Plain Bore	Roller Bearings	Delrin Bearings	
								2 Piece Bearing	1 Piece Bushing
3	1	1-3/16	90	TP30D+**	H, T	81	--	--	
	1	1-3/16	115	TP40D+**	H, T	81	--	--	
4	1-1/2	1-5/8	400	TP40H+**	A, I	84	01, 03	56, 57	11, 12
	2	2-3/16	450	TP40J+**	A, T, X, Y, Z	84, 88	02, 04, 05, 09	--	11, 12
5	1	1-3/16	125	TP50D+**	H, T	81	--	--	
	1-1/2	1-5/8	450	TP50H+**	A, I	84	01, 03	56, 57	11, 12
	2	2-3/16	500	TP50J+**	A, T, X, Y, Z	84, 88	02, 04, 05, 09	56, 57	11, 12
6	1-1/2	1-5/8	500	TP60H+**	A, I	84	01, 03	56, 57	11, 12
	2	2-3/16	550	TP60J+**	A, T, X, Y, Z	84, 88	02, 04, 05, 09	56, 57	11, 12
	2-1/2	2-3/4	700	TP60K+**	A, I	85	23, 25	58	
	3	3-1/4	800	TP60L+**	A, I	85	24, 26	58	
8	2	2-3/16	600	TP80J+**	A, T, X, Y, Z	84, 88	02, 04, 05, 09	56, 57	11, 12
	2-1/2	2-3/4	750	TP80K+**	A, I	85	23, 25	58	
	3	3-1/4	850	TP80L+**	A, I	85	24, 26	58	
10	2-1/2	2-3/4	1000	TP10K+**	A, I	85	23, 25	58	
	3	3-1/4	1300	TP10L+**	A, I	85	24, 26	58	
12	2-1/2	2-3/4	1400	TP12K+**	A, I	85	23, 25	58	
	3	3-1/4	1500	TP12L+**	A, I	85	24, 26	58	

Bearing Size

Brg #	01	02	03	04	05	09	11	12	23	24	25	26	41	42	44	47
Brg Type	Roller	Roller	Roller	Roller	Stl. Roller	Caged Roller	Delrin 1 pc	Delrin 2pc	Roller	Roller	Roller	Roller	Ball	Ball	Prec. Ball	Prec. Ball
I.D.	5/8	5/8	3/4	3/4	3/4	3/4	3/4	1/2	1	1	1-1/4	1-1/4	5/16	3/8	3/8	3/8
Brg #	51	55	56	57	58	60	63	69	72	81	82	83	84	85		
Brg Type	Ball	Delrin	Delrin	Delrin	Delrin	P.R. Ball	Prec. Ball	Prec. Ball HD	Stainless Precision Ball	Plain Bore	Plain Bore	Plain Bore	Plain Bore	Plain Bore		
I.D.	1/2	3/8	1/2	3/4	1	1/2	1/2	3/4	1/2	5/16	3/8	1/2	1-3/16	1-15/16		

Tread Type

Flat Tread				Round Tread		
A	H	I	T	X	Y	Z
Black/Gray	Gray/Black	Gray	Gray/Beige Flat	Gray Donut	Gray/Beige Donut	Black Donut



PRECISION BALL BEARING - FULL THREAD GUARD (44)

Wheel Dia.	Tread Width	Hub Length	Load Cap (lbs)	Part Number	+Tread Type
3	1-1/4	1-9/16*	125	TP30G+44	A, I
3-1/2	1-1/4	1-9/16*	170	TP35G+44	A, I
4	1-1/4	1-9/16*	190	TP40G+44	A, I
5	1-1/4	1-9/16*	200	TP50G+44	A, I
6	1-1/4	1-9/16	300	TP60G+44	A, I



PRECISION BALL BEARING & NYLON TOP HATS (63 & 72)

Wheel Dia.	Tread Width	Hub Length	Load Cap (lbs)	63 Bearing Part Number	72 Stainless Bearing Part Number
4	2	2-3/16	450	TP40JT63	TP40JT72
5	2	2-3/16	500	TP50JT63	TP50JT72
6	2	2-3/16	550	TP60JT63	TP60JT72
8	2	2-3/16	600	TP80JT63	TP80JT72



PRECISION BALL BEARING - SMALL THREAD GUARD (47)

Wheel Dia.	Tread Width	Hub Length	Load Cap (lbs)	Part Number	+Tread Type
3	1-1/4	1-9/16	210	TP30G+47	T, Y
3-1/2	1-1/4	1-9/16	250	TP35G+47	T, Y
4	1-1/4	1-9/16	300	TP40G+47	T, Y
5	1-1/4	1-9/16	300	TP50G+47	T, Y
6	1-1/4	1-9/16	300	TP60G+47	T, Y



PRECISION RADIAL BALL BEARING

Wheel Dia.	Tread Width	Hub Length	Load Cap (lbs)	Part Number	+Tread Type	**Precision Ball Bearings
4	2	2-3/16	450	TP40J+**	A, T, X, Y, Z	60
5	2	2-3/16	500	TP50J+**	A, T, X, Y, Z	60
6	2	2-3/16	550	TP60J+**	A, T, X, Y, Z	60
	3	3-1/4	800	TP60L+**	A, I	69
8	2	2-3/16	600	TP80J+**	A, T, X, Y, Z	60
	3	3-1/4	850	TP80L+**	A, I	69
10	3	3-1/4	1300	TP10L+**	A, I	69
12	3	3-1/4	1500	TP12L+**	A, I	69



FLANGED BALL BEARING (51)

Wheel Dia.	Tread Width	Hub Length	Load Cap (lbs)	Part Number	+Tread Type
8	1-1/2	1-5/8	550	TP80H+51	I



1/2" PERMANENT NYLON INSERT (83)

Wheel Dia.	Tread Width	Hub Length	Load Cap (lbs)	Part Number	+Tread Type
3	1-1/4	1-1/2	210	TP30G+83	T, Y
3-1/2	1-1/4	1-1/2	250	TP35G+83	T, Y
4	1-1/4	1-1/2	300	TP40G+83	T, Y
5	1-1/4	1-1/2	200	TP50G+83	A, I, T, Y
6	1-1/4	1-1/2	300	TP60G+83	T, Y



(1/2 TO 3/8 X 1-9/16 Nylon Bushing available for use with #83 bore #SPDLBBG-90)



MOLD-ON RUBBER

- ◆ CUSHION RUBBER TREAD VULCANIZED TO CAST IRON CENTER WITH LUBRICATION FITTING
- ◆ EXCELLENT FLOOR AND LOAD PROTECTION
- ◆ EASY ROLLING
- ◆ SHOCK ABSORBING
- ◆ QUIET OPERATION
- ◆ DUROMETER 75-85 SHORE (A)
- ◆ TEMPERATURE RANGE -40° TO 160°F



Wheel Color

B
Black

Wheel Dia.	Tread Width	Hub Length	Load Cap(lbs)	Part Number	**Available Bearings			
					Plain Bore	Roller Bearing	Tapered Roller Bearing	Delrin Bearings
4	1-1/2	1-5/8	250	RS40HB**	84	01, 03	--	56, 57
	2	2-3/16	300	RS40JB**	84	02, 04, 09	--	56, 57
5	1-1/2	1-5/8	350	RS50HB**	84	01, 03	--	56, 57
	2	2-3/16	450	RS50JB**	84	02, 04, 09	--	56, 57
6	1-1/2	1-5/8	450	RS60HB**	84	01, 03	--	56, 57
		2	2-3/16	500	RS60JB**	84	02, 04, 09	--
	2-1/2	2-3/4	600	RS60KB**	84	06	--	--
		2-3/4	700	RS60KB**	85	23, 25	--	58
		3-1/4	700	RS60QB**	85	24, 26	--	58
		3	3-1/4	750	RS60LB**	85	24, 26	--
8	2	2-3/16	600	RS80JB**	84	02, 04, 09	--	56, 57
	2-1/2	2-3/4	800	RS80KB**	84	06	--	--
		2-3/4	850	RS80KB**	85	23, 25	--	58
		3-1/4	850	RS80QB**	85	24, 26	--	58
	3	3-1/4	900	RS80LB**	85	24, 26	--	58
10	2	2-1/4	700	RS10JB**	84, 87	04, 21, 22	--	56, 57
	2-1/2	2-3/4	900	RS10KB**	84	06	--	56, 57
		2-3/4	950	RS10KB**	85	23, 25	--	58
		3-1/4	950	RS10QB**	85	24, 26	--	58
		3	3-1/4	1000	RS10LB**	85	24, 26	70
	4	4	1200	RS10NB**	85	35, 37	--	--
12	2-1/2	2-3/4	950	RS12KB**	85	23, 25	--	58
		3-1/4	950	RS12QB**	85	24, 26	--	58
	3	3-1/4	1200	RS12LB**	85	23, 25	70	58
	4	4-1/4	1600	RS12NB**	86	31, 33	--	--
	5	5-1/4	2100	RS12OB**	86	32, 34	--	--
14	2-1/2	2-3/4	1100	RS14KB**	85	23, 25	--	58
	3	3-1/4	1300	RS14LB**	85	24, 26	--	58
16	3	3-1/4	1500	RS16LB**	85	24, 26	--	58
	4	4-1/4	2000	RS16NB**	86	31, 33	--	--
18	3	3-1/4	1550	RS18LB**	85	24, 26	--	58

Bearing Size

Brg #	01	02	03	04	06	09	21	22	23	24	25	26	31	32	33
Brg Type	Roller	Roller	Roller	Roller	Roller	Caged Roller	Roller	Roller	Roller	Roller	Roller	Roller	Roller	Roller	Roller
I.D.	5/8	5/8	3/4	3/4	3/4	3/4	7/8	1	1	1	1-1/4	1-1/4	1-1/4	1-1/4	1-1/2
Brg #	34	35	37	56	57	58	70	71	74	75	84	85	86	87	88
Brg Type	Roller	Roller	Roller	Delrin	Delrin	Delrin	Tapered	Tapered	Tapered	Tapered	Plain Bore	Plain Bore	Plain Bore	Plain Bore	Plain Bore
I.D.	1-1/2	1	1-1/4	1/2	3/4	1	3/4	1	1-1/4	1-1/2	1-3/16	1-15/16	2-7/16	1-7/16	1/2

HEAVY DUTY MOLD-ON RUBBER



- ◆ EXTRA HEAVY DUTY CAST IRON CORE
- ◆ SOLID WEB
- ◆ IDEAL FOR AUTOMOTIVE PLANT APPLICATIONS
- ◆ TAPERED ROLLER BEARING **STANDARD**
- ◆ HIGH PROFILE RUBBER TREAD
- ◆ DUROMETER 85 (±5) SHORE (A)
- ◆ TEMPERATURE RANGE -40° TO 160°F

Wheel Dia.	Tread Width	Hub Length	Load Cap(lbs)	Part Number	**Available Bearings		
					Plain Bore	Roller Bearings	Tapered Bearings
10	3	3-1/4	1,000	RH10LB**	85	24, 26	70, 71, 74, 75
12	3-1/2	4-1/4	1,500	RH12MB**	--	--	74

Wheel Color


B
Black

Bearing Size

Brg #	85	24	26	70	71	74	75
Brg Type	Plain Bore	Roller	Roller	Tapered	Tapered	Tapered	Tapered
I.D.	1-15/16	1	1-1/4	3/4	1	1-1/4	1-1/2

LOW PROFILE MOLD-ON RUBBER

- ◆ RUBBER VULCANIZED TO CAST IRON CORE
- ◆ LOWER ROLLING RESISTANCE THAN STANDARD RUBBER WHEELS
- ◆ DUROMETER 90 (±5) SHORE (A)
- ◆ TEMPERATURE RANGE -40° TO 160°F



Wheel Dia.	Tread Width	Hub Length	Load Cap(lbs)	Part Number	**Available Bearings		
					Plain Bore	Roller Bearings	Delrin Bearings
4	2	1-3/16	300	LP40JB**	84	02, 04	56, 57
6	2	1-3/16	600	LP60JB**	84	02, 04	56, 57

Wheel Color

B
Black

Bearing Size

Brg #	02	04	56	57	84
Brg Type	Roller	Roller	Delrin	Delrin	Plain Bore
I.D.	5/8	3/4	1/2	3/4	1-3/16



MOLD-ON RUBBER ON ALUMINUM

- ◆ BLACK OR GREY CUSHION RUBBER TREAD CHEMICALLY BONDED TO LIGHTWEIGHT ALUMINUM CORE
- ◆ HIGH SHOCK ABSORPTION
- ◆ QUIET, EASY ROLLING, FLOOR PROTECTIVE
- ◆ DUROMETER 70-75 SHORE (A)
- ◆ TEMPERATURE RANGE -40° TO 160°F
- ◆ GREY NON-MARKING RUBBER STANDARD ON 1-1/4" WIDE WHEELS, ALL OTHER SIZES BLACK



Wheel Dia.	Tread Width	Hub Length	Load Cap(lbs)	Part Number	**Available Bearings				
					Plain Bore	Roller Bearings	Ball Bearings	Delrin Bearings	
								2 Piece Bearing	1 Piece Bushing
3-1/2	1-1/4	1-9/16*	250	RA35GI**	--	--	43	--	--
4	1-1/4	1-9/16*	250	RA40GI**	--	--	43	--	--
	2	2-3/16	400	RA40JB**	84	02, 04, 09	--	56, 57	11, 12
5	1-1/4	1-9/16*	275	RA50GI**	--	--	43	--	--
	2	2-3/16	500	RA50JB**	84	02, 04, 09	--	56, 57	11, 12
6	2	2-3/16	550	RA60JB**	84	02, 04, 09	--	56, 57	11, 12
8	1-1/2	2-1/4***	500	RA80HB**	--	--	51, 52, 53	--	--
	1-5/8	2	500	RA80PB**	--	--	51, 52, 53	--	--
	2	2-3/16	600	RA80JB**	84	02, 04, 09	--	56, 57	11, 12

*Hub length includes bearings
 ***Offset hub

Wheel Color

B	I
Black	Grey Donut

Bearing Size

Brg #	02	04	09	11	12	43	56	57	51	52	53	84
Brg Type	Roller	Roller	Caged Roller	1 pc Delrin	1 pc Delrin	Annul. Ball	2 pc Delrin	2 pc Delrin	Ball	Ball	Ball	Plain Bore
I.D.	5/8	3/4	3/4	3/4	1/2	3/8	1/2	3/4	1/2	5/8	3/4	1-3/16

BALLOON CUSHION RUBBER ON ALUMINUM

- ◆ BLACK OR GREY CUSHION RUBBER TREAD CHEMICALLY BONDED TO LIGHTWEIGHT ALUMINUM CORE
- ◆ ROUNDED TREAD MINIMIZES FRICTION AND INCREASES ROLLABILITY
- ◆ HIGH SHOCK ABSORPTION
- ◆ QUIET, EASY ROLLING, FLOOR PROTECTIVE
- ◆ DUROMETER 50 (±5) SHORE (A)



Wheel Dia.	Tread Width	Hub Length	Load Cap(lbs)	Part Number	+Available Color	**Available Bearings				
						Plain Bore	Roller Bearings	Ball Bearings	Sealed Prec. w/Top Hats	Delrin Bearings
6	2	2-3/16	550	BC60J+**	X, Z	84	02, 04	51, 52, 53	63	56, 57
8	2	2-3/16	600	BC80J+**	X, Z	84	02, 04	51, 52, 53	--	56, 57

Bearing Size

Brg #	02	04	51	52	53	56	57	63	84
Brg Type	Roller	Roller	Ball	Ball	Ball	Delrin	Delrin	Prec. Ball	Plain Bore
I.D.	5/8	3/4	1/2	5/8	3/4	1/2	3/4	1/2	1-3/16

Wheel Color

X	Z
Grey-Crowned	Black-Crowned



- ◆ TUBE TYPE TIRE
- ◆ BALL BEARING OR ROLLER BEARING HUB
- ◆ FOAM FILLED WHEELS AVAILABLE. CALL FOR INFORMATION.

Bearing Size

Brg #	38	40	51	52	53
Brg Type	Roller	Roller	Ball	Ball	Ball
I.D.	3/4	3/4	1/2	5/8	3/4

Tire Spec.	Tread Pattern	Hub Length <i>*Offset hub</i>	Hub Type	Load Cap(lbs)	Color	Part Number	**Available Bearings	
							Roller Bearings	Ball Bearings
250-4	Lug	3-1/4	3 Piece	330	Black	FP254C**	--	51, 52, 53
	Sawtooth	3-1/16		330	Black	FP28SC**	--	51, 52, 53
280-4	Sawtooth	3-3/16	3 Piece	350	Black/Brass	FP284F**	--	51, 52, 53
	Sawtooth	3-3/16		350	Black	FP284C**	--	51, 52, 53
	Sawtooth	3-3/16		350	Black	FP284C**	38	--
	Sawtooth	3-3/16		350	Gray	FP284Y**	--	51, 52, 53
	Sawtooth	2-1/4*		350	Black	FP284O**	--	52
	Sawtooth	2-1/4*		350	Gray	FP28OY**	--	52
	Sawtooth	4		3 Piece	375	Gray	FP354Y**	--
Sawtooth	4	375	Black		FP354C**	--	51, 52, 53	
Sawtooth	4	375	Black		FP354C**	40	--	
Sawtooth	2-1/4*	375	Black		FP354O**	--	51, 52, 53	
Sawtooth	2-1/4*	375	Gray		FP35OY**	--	51, 52, 53	
350-6	Sawtooth	4	2 Piece	500	Black	FP356C**	--	51, 52, 53
480-8	Rib	3	1 Piece	650	Black	FP480C**	--	51, 52, 53

SEMI-PNEUMATIC

- ◆ HIGH PROFILE CUSHION RUBBER TREAD
- ◆ BALL BEARING HUB
- ◆ ZERK FITTING IN WHEEL
- ◆ DUROMETER 70 SHORE (A) ON PLASTIC HUBS, OR 85 SHORE (A) ON METAL HUBS
- ◆ TEMPERATURE RANGE -40° TO 160°F



STEEL HUB IN 10" OFFSET ONLY

Bearing Size

Brg #	51	52	53
Brg Type	Ball	Ball	Ball
I.D.	1/2	5/8	3/4

Wheel Dia.	Tread Width	Hub Length <i>*Offset hub</i>	Load Cap(lbs)	Part Number	**Available Bearings
					Ball Bearings
8	2-3/4	2-1/4*	500	SN80UO**	51, 52, 53
		2-1/2	500	SN80UC**	51, 52, 53
10	2-3/4	2-1/4*	550	SN10UO**	51, 52, 53
		3-1/4	550	SN10UC**	51, 52, 53
12	2-3/4	3-1/4	600	SN12LC**	51, 52, 53

Steel Hub

Wheel Dia.	Tread Width	Hub Length	Load Cap(lbs)	Part Number	**Available Bearings
					Ball Bearings
10	2-1/2	2-1/4*	250	SN10UM**	52



EVER-ROLL



- ◆ ROLLS LIKE A PNEUMATIC WHEEL WITHOUT THE AGGREGATION OF A FLAT TIRE!
- ◆ CLOSED MICROCELLULAR POLYURETHANE FOAM TECHNOLOGY THAT WILL NOT ABSORB WATER OR LIQUIDS.
- ◆ OFFERS MAXIMUM SHOCK LOAD PROTECTION AND A SMOOTH RIDE THAT EASILY ROLL OVER OBSTACLES AND DEBRIS.
- ◆ HEAVY DUTY ONE PIECE HUB PROVIDES DURABILITY AND A CLEAN, ATTRACTIVE LOOK. WHITE ENAMEL FINISH STANDARD, OTHER COLORS AVAILABLE UPON REQUEST.
- ◆ SAWTOOTH TREAD PROVIDES A COMBINATION OF TRACTION AND MANEUVERABILITY
- ◆ SEALED PRECISION BALL BEARINGS STANDARD (NO MAINTANCE REQUIRED)
- ◆ NON-MARKING BLACK TREAD OFFERING EXCEPTIONAL FLOOR PROTECTION.
- ◆ EXCELLENT WHEEL FOR HAND TRUCKS, CARTS, AND EQUIPMENT IN INDUSTRIAL, COMMERCIAL, INSITUTIONAL, RESIDENTIAL, AND AGRICULTURAL APPLICATIONS, OR ANY APPLICATION REQUIRING A CUSHIONED RIDE OVER DIFFERENT FLOOR CONDITIONS AND TERRAINS.
- ◆ ALSO AVAILABLE IN SWIVEL AND RIGID CASTERS.

Diameter	Tread Width	Hub Length <i>*Offset hub</i>	Load Cap(lbs)	Color	Part Number	**Available Bearings
						Precision
8	2	2-1/4*	350	Black	ER80BO**	P1, P2, P3
		3-3/16	350	Black	ER80BC**	P1, P2, P3
10	3	2-1/4*	400	Black	ER10BO**	P1, P2, P3
		4	400	Black	ER10BC**	P1, P2, P3

Bearing Size

Brg #	P1	P2	P3
Brg Type	Precision	Precision	Precision
I.D.	1/2	5/8	3/4

DONUT TREAD POLYURETHANE ON ALUMINUM

- ◆ ALUMINUM CORE WITH UNIQUELY FORMULATED POLYURETHANE TREAD PROVIDES OPTIMAL FLOOR PROTECTION AND ROLLABILITY
- ◆ TREAD CHEMICALLY AND MECHANICALLY BONDED TO CORE
- ◆ EXCELLENT PERFORMANCE ON DEBRIS LITTERED FLOOR
- ◆ CROWNED TREAD WITH STANDARD PRECISION BEARING REDUCES EFFORT NEEDED TO MOVE AND TURN EQUIPMENT
- ◆ 90-95 SHORE (A) DUROMETER
- ◆ TEMPERATURE RANGE -45° TO 180°F



Wheel Dia.	Tread Width	Hub Length	Load Cap(lbs)	Part Number	**Available Bearings	
					Precision Ball Bearings (Includes 1/2" steel top hat bushings)	Stainless Prec. Ball Bearings (Includes 1/2" nylon top hat bushings)
6	2	2-3/16	900	UA60JN**	63	72
8	2	2-3/16	1000	UA80JN**	63	72

Bearing Size

Brg #	63	72
Brg Type	Prec. Ball	Stainless Prec. Ball
I.D.	1/2	1/2

POLYURETHANE ON POLYOLEFIN



- ◆ 90-95 SHORE (A) DUROMETER TREAD
- ◆ TEMPERATURE RANGE -45° TO 180°F
- ◆ PERMANENTLY BONDED TO POLYOLEFIN CORE
- ◆ HIGH CAPACITY
- ◆ LIGHTWEIGHT
- ◆ HIGHLY RESISTANT TO OIL, GREASE, WATER, AND MOST SOLVENTS
- ◆ NON-MARKING
- ◆ SMOOTH ROLLING AND QUIET
- ◆ CROWNED TREAD




Wheel Dia.	Tread Width	Hub Length	Load Cap(lbs)	Part Number	+Available Color	**Available Bearings				
						Plain Bore	Roller Bearings	Precision Radial Ball HD	Delrin Bearings	
									2 Piece Bearing	1 Piece Bushing
3	1-14	1-9/16	250	PP30G+**	K, W	98	--	--	59	--
	1	1-3/16	220	PP40D+**	T	81	--	--	--	--
4	1-1/2	1-5/8	500	PP40H+**	D, K, U	84	01, 03	--	56, 57	11, 12
	2	2-3/16	700	PP40J+**	K, M, U, W	84	02, 04, 05, 09	--	56, 57	11, 12
5	1	1-3/16	220	PP50D+**	T	81	--	--	--	--
	1-1/4	1-9/16	300	PP50G+**	T, Y	83	--	--	--	--
	1-1/2	1-5/8	600	PP50H+**	D, K, U	84	01, 03	--	56, 57	11, 12
	2	2-3/16	750	PP50J+**	K, M, U, W	84	02, 04, 05, 09	--	56, 57	11, 12
6	1-1/4	1-9/16	400	PP60G+**	T	83	--	--	--	--
	1-1/2	1-5/8	700	PP60H+**	D, K, U	84	01, 03	--	56, 57	11, 12
	2	2-3/16	900	PP60J+**	D, K, M, U, W	84	02, 04, 05, 09	--	56, 57	11, 12
	2-1/2	2-3/4	1,000	PP60K+**	M	85	23, 25	--	58	--
8	3	3-1/4	1,100	PP60L+**	M	85	24, 26	69	58	--
	2	2-3/16	950	PP80J+**	D, K, M, U, W	84	02, 04, 05, 09	--	56, 57	11, 12
	2-1/2	2-3/4	1,100	PP80K+**	M	85	23, 25	--	58	--
10	3	3-1/4	1,200	PP80L+**	M	85	24, 26	69	58	--
	2-1/2	2-3/4	1,200	PP10K+**	M	85	23, 25	--	58	--
12	3	3-1/4	1,300	PP10L+**	M	85	24, 26	69	58	--
	2-1/2	2-3/4	1,300	PP12K+**	M	85	23, 25	--	58	--
	3	3-1/4	1,400	PP12L+**	M	85	24, 26	69	58	--

Bearing Size

Brg #	01	02	03	04	09	11	12	23	24	25	26	42	44	46	47
Brg Type	Roller	Roller	Roller	Roller	Caged Roller	1 PC Delrin	1 PC Delrin	Roller	Roller	Roller	Roller	Ball	Prec. Ball	Prec. Ball	Prec. Ball
I.D.	5/8	5/8	3/4	3/4	3/4	3/4	1/2	1	1	1-1/4	1-1/4	3/8	3/8	1/2	3/8
Brg #	51	52	53	56	57	58	59	60	63	69	72	83	84	85	98
Brg Type	Ball	Ball	Ball	2 PC Delrin	2 PC Delrin	Delrin	Delrin	P.R. Ball	Prec. Ball	P.R. Ball HD	S.S. PR Ball	Plain Bore	Plain Bore	Plain Bore	Plain Bore
I.D.	1/2	5/8	3/4	1/2	3/4	1	1/2	1/2	1/2	3/4	1/2	1/2	1-3/16	1-15/16	1-1/8



FLANGED BALL BEARING - SMALL THREAD GUARD (42)



Wheel Dia.	Tread Width	Hub Length	Load Cap (lbs)	Part Number	+Available Color
2-1/2	1-1/4	1-9/16*	300	PP25G+42	M*
3	1-1/4	1-9/16*	250	PP30G+42	K*, W*
3-1/2	1-1/4	1-9/16*	250	PP35G+42	A, I, K*, W*
4	1-1/4	1-9/16*	300	PP40G+42	A, D, I, K*, P, W*
5	1-1/4	1-9/16*	300	PP50G+42	A, P, K*, W*
6	1-1/4	1-9/16*	300	PP60G+45	K*, W*

*Hub length includes bearings


PRECISION BALL BEARING - FULL THREAD GUARD (44)



Wheel Dia.	Tread Width	Hub Length	Load Cap (lbs)	Part Number	+Available Color
3	1-1/4	1-9/16*	250	PP30G+44	A, D, I
3-1/2	1-1/4	1-9/16*	250	PP35G+44	A, I, D
4	1-1/4	1-9/16*	300	PP40G+44	A, D, I
5	1-1/4	1-9/16*	300	PP50G+44	A, D, I


*Hub length includes bearings

PRECISION BALL BEARING - w/NYLON TOP HATS (63 & 72)



Wheel Dia.	Tread Width	Hub Length	Load Cap (lbs)	Part Number	+Available Color	**Precision Ball Bearings
4	2	2-3/16	700	PP40J+**	M	63, 72
5	2	2-3/16	750	PP50J+**	M	63, 72
6	2	2-3/16	900	PP60J+**	M	63, 72
8	2	2-3/16	950	PP80J+**	M	63, 72

1/2" PERMANENT NYLON INSERT (83)



Wheel Dia.	Tread Width	Hub Length	Load Cap (lbs)	Part Number	+Available Color
3	1-1/4	1-1/2	250	PP30G+83	T, Y
3-1/2	1-1/4	1-1/2	250	PP35G+83	T, Y
4	1-1/4	1-1/2	300	PP40G+83	T, Y
5	1-1/4	1-1/2	300	PP50G+83	T, Y
6	1-1/4	1-1/2	400	PP60G+83	T, Y

(For 3/8" bore, use 1/2 to 3/8 x 1-9/16 nylon bushing SPDLBBG-90)


Wheel Color





PRECISION BALL BEARING - BEARING GUARD (47)

Wheel Dia.	Tread Width	Hub Length	Load Cap (lbs)	Part Number	+Available Color
3	1-1/4	1-9/16	250	PP30G+47	T, W, Y
3-1/2	1-1/4	1-9/16	250	PP35G+47	T, W, Y
4	1-1/4	1-9/16	300	PP40G+47	T, W, Y
5	1-1/4	1-9/16	300	PP50G+47	T, W, Y
6	1-1/4	1-9/16	300	PP60G+47	T, W, Y



1/2" DELRIN BEARING (59)

Wheel Dia.	Tread Width	Hub Length	Load Cap (lbs)	Part Number	+Available Color
3	1-1/4	1-9/16	250	PP30G+59	K, W
3-1/2	1-1/4	1-9/16	250	PP35G+59	K, W
4	1-1/4	1-9/16	300	PP40G+59	K, W
5	1-1/4	1-9/16	300	PP50G+59	K, W
6	1-1/4	1-9/16	300	PP60G+59	K, W



PRECISION RADIAL BALL BEARING (60 & 69)

Wheel Dia.	Tread Width	Hub Length	Load Cap (lbs)	Part Number	+Available Color	**Precision Ball Bearings
4	2	2-3/16	700	PP40J+**	D, K, U, W	60
5	2	2-3/16	750	PP50J+**	D, K, U, W	60
6	2	2-3/16	900	PP60J+**	D, K, U	60
	3	3-1/4	1,100	PP60L+**	M	69
8	2	2-3/16	950	PP80J+**	D, K, U, W	60
	3	3-1/4	1,200	PP80L+**	M	69
10	3	3-1/4	1,300	PP10L+**	M	69
12	3	3-1/4	1,400	PP12L+**	M	69



SHOPPING CART WHEEL (50)

Wheel Dia.	Tread Width	Hub Length	Load Cap (lbs)	Part Number
5	1-1/4	1-9/16	300	PP50GP50



FLANGED BALL BEARING

Wheel Dia.	Tread Width	Hub Length	Load Cap (lbs)	Part Number	+Available Color	**Ball Bearings
8	1-1/2	1-5/8	750	PP80H+**	T	51, 52, 53
10	1-1/2	2-1/4	700	PP10H+**	T	51, 52, 53



DONUT TREAD POLYURETHANE ON CAST IRON

- ◆ PERMANENTLY BONDED TO CAST IRON CORE
- ◆ CROWNED TREAD FOR MAXIMUM EASE IN OPERATION
- ◆ NON-MARKING, FLOOR PROTECTIVE
- ◆ RESISTS OIL, GREASE, WATER, AND MOST SOLVENTS
- ◆ EXCELLENT FLOOR DEBRIS DEFLECTION
- ◆ 90-95 SHORE (A) DUROMETER
- ◆ TEMPERATURE RANGE -45° TO 180°F



Wheel Dia.	Tread Width	Hub Length	Load Cap (lbs)	Part Number	**Available Bearings		
					Plain Bore	Roller Bearings	Precision Ball Bearings
4	2	2-3/16	600	RP40JK**	84	02, 04, 09	63
5	2	2-3/16	800	RP50JK**	84	02, 04, 09	63
6	2	2-3/16	900	RP60JK**	84	02, 04, 09	63
8	2	2-3/16	1000	RP80JK**	84	02, 04, 09	63

Wheel Color

K
Red on Black

Bearing Size

Brg #	04	63	84
Brg Type	Roller	Precision	Plain
I.D.	3/4	1/2	1-3/16

POLYURETHANE ON GLASS-FILLED NYLON

- ◆ LIQUID CAST POLYURETHANE CHEMICALLY BONDED TO GLASS-FILLED NYLON CORE
- ◆ MORE DURABLE THAN INJECTION MOLDING, PROVIDES GREATER LOAD RATING AND SMOOTH ROLLABILITY
- ◆ NON-MARKING, FLOOR PROTECTIVE, AND LIGHTWEIGHT
- ◆ FIBERGLASS CORE PREVENTS CORROSION AND DAMAGE FROM WET, ACIDIC, STEAM, CHEMICAL, ALKALINE AND BRINE ENVIRONMENTS
- ◆ PREVENTS CHEMICAL BOND FAILURE AND DETERIORATION CAUSED BY CORROSION OF CORE
- ◆ 90-95 SHORE (A) DUROMETER TREAD
- ◆ TEMPERATURE RANGE -45° TO 180°F



Wheel Dia.	Tread Width	Hub Length	Load Cap (lbs)	Part Number	+Color	**Available Bearings						
						Plain Bore	Roller Bearings	Ball Bearings			Delrin Bearings	
								Prec. Radial	Prec. w/Top Hats	S.S. Prec. w/Top Hats	2 Piece Bearing	1 Piece Bushing
4	2	2-3/16	700	MU40J+**	G, K	84	02, 04, 09	60	63	72	56, 57	11, 12
5	2	2-3/16	1000	MU50J+**	G, K	84	02, 04, 09	60	63	72	56, 57	11, 12
6	2	2-3/16	1200	MU60J+**	G, K	84	02, 04, 09	60	63	72	56, 57	11, 12
8	2	2-3/16	1400	MU80J+**	G, K	84	02, 04, 09	60	63	72	56, 57	11, 12

Wheel Color

G	K
Green on Black	Red on Black

Bearing Size

Brg #	02	04	09	11	12	56	57	60	63	72	84
Brg Type	Roller	Roller	Caged Roller	1 Pc Delrin	1 Pc Delrin	2 Pc Delrin	2 Pc Delrin	P.R. Ball	Prec. Ball	Stl. Prec.	Plain Bore
I.D.	5/8	3/4	3/4	3/4	1/2	1/2	3/4	1/2	1/2	1/2	1-3/16

MOLD-ON POLYURETHANE ON CAST IRON




- ◆ CHEMICALLY BONDED TO HEAVY CAST IRON CORE
- ◆ NON-MARKING, NON-STAINING, NON-CONDUCTIVE TREAD
- ◆ FLOOR PROTECTIVE
- ◆ RESISTS OIL, GREASE, WATER AND MOST SOLVENTS
- ◆ WHEELS START EASILY AND ROLL EFFORTLESSLY
- ◆ 90-95 SHORE (A) DUROMETER TREAD
- ◆ TEMPERATURE RANGE -45° TO 180°F



Wheel Dia.	Tread Width	Hub Length	Wheel Cap(lbs)	Part Number	+Available Colors	**Available Bearings			
						Plain Bore	Roller Bearings	Prec. Ball w/Top Hats	Delrin Bearings
3-1/4	1-1/2	1-5/8	500	PU34H+**	G	84	01, 03	--	56, 57
	2	2-3/16	600	PU34J+**	G	84	02, 04	--	56, 57
4	1-1/2	1-5/8	600	PU40H+**	G, V	84	01, 03	--	56, 57
		2-3/16	700	PU40J+**	G, V	84	02, 04	--	56, 57
	2	2-3/16	700	PU40J+**	V	--	--	63	--
5	1-1/2	1-5/8	800	PU50H+**	G, V	84	01, 03	--	56, 57
		2-3/16	1,200	PU50J+**	G, V	84	02, 04	63	56, 57
	2-1/2	2-3/4	1,400	PU50K+**	G	85	23, 25	--	--
	3	3-1/4	1,600	PU50L+**	G	85	24, 26	--	--
6	1-1/2	1-3/16	800	PU60H+**	G, V	84	01, 03	--	56, 57
		2-3/16	1,200	PU60J+**	G, V	84	02, 04	--	56, 57
		2-3/16	1,200	PU60J+**	V	--	--	63	--
	2-1/2	2-3/4	1,500	PU60K+**	V	84	06	--	--
		2-3/4	1,600	PU60K+**	G, V	85	23, 25	--	--
	3	3-1/4	1,600	PU60Q+**	G, V	85	24, 26	--	--
		3-1/4	2,000	PU60L+**	G, V	85	24, 26	65	--
8	2	2-3/16	1,400	PU80J+**	G, V	84	02, 04	--	56, 57
		2-3/16	1,400	PU80J+**	V	--	--	63	--
		2-1/4	1,400	PU80J+**	V	87	07	--	--
	2-1/2	2-3/4	1,600	PU80K+**	V	84	06	--	--
		2-3/4	2,000	PU80K+**	G, V	85	23, 25	--	--
		3-1/4	2,000	PU80Q+**	G, V	85	24, 26	--	--
	3	3-1/4	2,500	PU80L+**	G, V	85	24, 26	65	--
		4-1/4	3,800	PU80N+**	G, V	86	31, 33	--	--
10	2-1/2	2-3/4	1,600	PU10K+**	V	84	06	--	--
		2-3/4	2,200	PU10K+**	G, V	85	23, 25	--	--
		3-1/4	2,200	PU10Q+**	G, V	85	24, 26	--	--
	3	3-1/4	3,000	PU10L+**	G, V	85	24, 26	65	--
12	2-1/2	2-3/4	2,500	PU12K+**	G, V	85	23, 25	--	--
		3-1/4	2,500	PU12Q+**	G, V	85	24, 26	--	--
	3	3-1/4	3,500	PU12L+**	G, V	85	24, 26	65	--
16	3	3-1/4	4,400	PU16L+**	G, V	85	24, 26	--	--

Wheel Color



Bearing Size

Brg #	01	02	03	04	05	06	07	23	24	25	26	31
Brg Type	Roller	Roller	Roller	Roller	Roller	Roller	Roller	Roller	Roller	Roller	Roller	Roller
I.D.	5/8	5/8	3/4	3/4	3/4	3/4	3/4	1	1	1-1/4	1-1/4	1-1/4
Brg #	33	35	56	57	63	65	63	65	84	85	86	87
Brg Type	Roller	Roller	Delrin	Delrin	Prec. w/ T.H.	Prec. w/ T.H.	Prec. Ball	Prec. Ball	Plain Bore	Plain Bore	Plain Bore	Plain Bore
I.D.	1-1/2	1	1/2	3/4	1/2	3/4	3/4	1	1-3/16	1-15/16	2-7/16	1-7/16



EZ ROLLING CROWNED POLYURETHANE ON HEAVY DUTY CAST IRON



- ◆ CROWN TREAD REDUCES ROLLING RESISTANCE
- ◆ PERMANENTLY BONDED TO HEAVY DUTY CAST IRON CORE
- ◆ NON-MARKING
- ◆ THICKER POLYURETHANE THAN STANDARD FLAT TREAD WHEELS
- ◆ LARGE HUB DIAMETER ACCOMMODATES TAPERED OR OPTIONAL PRECISION BEARINGS
- ◆ 90-95 SHORE (A) DUROMETER
- ◆ TEMPERATURE RANGE -45° TO 180°F

Wheel Dia.	Tread Width	Hub Length	Load Cap(lbs)	Part Number	**Available Bearings			
					Plain Bore	Roller Bearings	Prec. w/ Steel Top Hats	Tapered Bearings
4	1-1/2	1-5/8	600	SW40HU**	84	01, 03	--	--
	2	2-3/16	700	SW40JU**	84	02, 04	--	--
5	1-1/2	1-5/8	750	SW50HU**	84	01, 03	--	--
	2	2-3/16	1,050	SW50JU**	84	02, 04	--	--
6	1-1/2	1-5/8	850	SW60HU**	84	01, 03	--	--
	2	2-3/16	1,300	SW60JU**	84	02, 04	63	70
	2-1/2	2-3/4	1,700	SW60KU**	85	23, 25	--	70
		3-1/4	1,700	SW60QU**	85	24, 26	--	--
3	3-1/4	2,200	SW60LU**	85	24, 26	--	70, 71	
8	2	2-3/16	1,500	SW80JU**	84	02, 04	--	70
	2-1/2	2-3/4	2,000	SW80KU**	85	23, 25	--	70
		3-1/4	2,000	SW80QU**	85	24, 26	--	--
	3	3-1/4	2,500	SW80LU**	85	24, 26	--	70, 71
10	2-1/2	2-3/4	2,400	SW10KU**	85	23, 25	--	70
		3-1/4	2,400	SW10QU**	85	24, 26	--	70
	3	3-1/4	3,000	SW10LU**	85	24, 26	--	70, 71
12	2-1/2	2-3/4	2,700	SW12KU**	85	23, 25	--	70
		3-1/4	2,700	SW12QU**	85	24, 25	--	70
	3	3-1/4	3,500	SW12LU**	85	24, 26	--	70, 71

Wheel Color

U
Blue on Black

Bearing Size

Brg #	01	02	03	04	23	24	25	26	63	70	71	84	85
Brg Type	Roller	Roller	Roller	Roller	Roller	Roller	Roller	Roller	Prec. w/ T.H.	Tapered	Tapered	Plain Bore	Plain Bore
I.D.	5/8	5/8	3/4	3/4	1	1	1-1/4	1-1/4	1/2	3/4	1	1-3/16	1-15/16

HEAVY DUTY POLYURETHANE ON CAST IRON



- ◆ 3/4" THICK POLYURETHANE TREAD
- ◆ CHEMICALLY BONDED TO HEAVY DUTY CAST IRON CORE
- ◆ SOLID WEB CENTER WHEEL
- ◆ STRAIGHT ROLLER & TAPERED ROLLER BEARING STANDARD
- ◆ 62-65 SHORE (D) DUROMETER



Wheel Dia.	Tread Width	Hub Length	Weight Cap(lbs)	Part Number	**Available Bearings			
					Plain Bore	Roller Bearings	Ball Bearings	Tapered Bearings
6	3	3-1/4	3,000	EX60LG**	85	24, 26	65, 68, 69	70, 71
8	3	3-1/4	3,500	EX80LG**	85	24, 26	65, 68, 69	70, 71
	4	4-1/4	4,000	EX80NG**	86	31, 33	--	71, 74
10	3	3-1/4	4,000	EX10LG**	85	24, 26	65, 68, 69	70, 71
	4	4-1/4	5,000	EX10NG**	86	31, 33	--	71, 74
12	3	3-1/4	4,000	EX12LG**	85	24, 26	65, 68, 69	70, 71
	4	4-1/4	5,800	EX12NG**	86	31, 33	--	71, 74

Wheel Color

(**) Bearing Size

G
Green on Black

Brg #	24	26	31	33	65	66	68	70	71	74	85	86
Brg Type	Roller	Roller	Roller	Roller	Prec. Ball	Prec. Ball	Prec. Ball	Tapered	Tapered	Tapered	Plain Bore	Plain Bore
I.D.	1	1-1/4	1-1/4	1-1/2	3/4	1	3/4	3/4	1	1-1/4	1-15/16	2-7/16

POLYURETHANE ON ALUMINUM




- ◆ CHEMICALLY BONDED TO A LIGHTWEIGHT ALUMINUM CORE
- ◆ NON-MARKING, NON-STAINING
- ◆ NON-CONDUCTIVE TREAD
- ◆ FLOOR PROTECTIVE
- ◆ RESISTS OIL, GREASE, WATER, AND MOST SOLVENTS
- ◆ WHEELS START EASILY AND ROLL EFFORTLESSLY
- ◆ 90-95 SHORE (A) DUROMETER TREAD
- ◆ TEMPERATURE RANGE -45° TO 180°F

Wheel Dia.	Tread Width	Hub Length	Load Cap(lbs)	Part Number	+Available Colors	**Available Bearings			
						Plain Bore	Roller Bearings	Delrin Bearings	
								2 Piece Bearing	1 Piece Bushing
4	1-1/2	1-5/8	700	PA40H+**	N, R	84	01, 03	56, 57	11, 12
	2	2-3/16	800	PA40J+**	N, R	84	02, 04, 09	56, 57	11, 12
5	1-1/2	1-5/8	800	PA50H+**	N, R	84	01, 03	56, 57	11, 12
	2	2-3/16	900	PA50J+**	N, R	84	02, 04, 09	56, 57	11, 12
6	1-1/2	1-5/8	900	PA60H+**	N, R	84	01, 03	56, 57	11, 12
	2	2-3/16	1,200	PA60J+**	N, R	84	02, 04, 09	56, 57	11, 12
8	2	2-3/16	1,500	PA80J+**	N, R	84	02, 04, 09	56, 57	11, 12

Wheel Color

Bearing Size



Brg #	01	02	03	04	09	11	12	56	57	84
Brg Type	Roller	Roller	Roller	Roller	Caged Roller	1 pc Delrin	1 pc Delrin	2 pc Delrin	2 pc Delrin	Plain Bore
I.D.	5/8	5/8	3/4	3/4	3/4	3/4	1/2	1/2	3/4	1-3/16



SOLID POLYURETHANE

- ♦ MEETS FDA REQUIREMENTS FOR USE IN FOOD PROCESSING ENVIRONMENTS
- ♦ 100% WASHABLE
- ♦ ONE PIECE MOLDED DESIGN ELIMINATES BONDING FAILURES
- ♦ HIGH IMPACT AND ABRASION RESISTANT
- ♦ NON MARKING, FLOOR PROTECTIVE
- ♦ 60 SHORE (D) DUROMETER
- ♦ TEMPERATURE RANGE -50° TO 180°F



Wheel Dia.	Tread Width	Hub Length	Load Cap(lbs)	Part Number	**Available Bearings				
					Plain Bore	Roller Bearings	Ball Bearings	Delrin Bearings	
								2 Piece Bearing	1 Piece Bushing
3	1-1/4	1-9/16	300	SU30GL**	83	--	--	--	--
4	1-1/4	1-9/16	400	SU40GL**	83	--	--	--	--
	2	2-3/16	700	SU40JL**	84	05, 09	60	56, 57	11, 12
5	1-1/4	1-9/16	700	SU50GL**	83	--	--	--	--
	2	2-3/16	800	SU50JL**	84	05, 09	60	56, 57	11, 12
6	2	2-3/16	900	SU60JL**	84	05, 09	60	56, 57	11, 12
8	2	2-3/16	1,000	SU80JL**	84	05, 09	60	56, 57	11, 12

Wheel Color

L
Blue

Bearing Size

Brg #	09	05	11	12	56	57	60	83	84
Brg Type	Caged Roller	S.S. Roller	1 pc Delrin	1 pc Delrin	2 pc Delrin	2 pc Delrin	P.R. Ball	Plain Bore	Plain Bore
I.D.	3/4	3/4	3/4	1/2	1/2	3/4	1/2	1/2	1-3/16

HEAVY DUTY SOLID POLYURETHANE

- ♦ MEETS FDA REQUIREMENTS FOR USE IN FOOD PROCESSING ENVIRONMENTS
- ♦ 100% WASHABLE
- ♦ ONE PIECE MOLDED DESIGN ELIMINATES BONDING FAILURES
- ♦ HIGH IMPACT AND ABRASION RESISTANT
- ♦ NON MARKING, FLOOR PROTECTIVE
- ♦ 70 SHORE (D) DUROMETER
- ♦ FOR USE IN TEMPERATURE RANGES FROM -45° TO 180°F
- ♦ CROWNED TREAD AND STANDARD PRECISION BEARING REQUIRES LESS EFFORT TO PUSH, PULL AND TURN EQUIPMENT



Wheel Dia.	Tread Width	Hub Length	Load Cap(lbs)	Part Number	**Available Bearings	
					Prec. Ball w/Stl Top Hats	Stainless Prec. w/Nylon Top Hats
4	2	2-3/16	900	HU40JI**	63	72
5	2	2-3/16	1,300	HU50JI**	63	72
6	2	2-3/16	1,500	HU60JI**	63	72
	2-1/2	2-3/4	2,000	HU60KI**	65	72
8	2	2-3/16	1,700	HU80JI**	63	72
	2-1/2	2-3/4	2,300	HU80KI**	65	72

Wheel Color

I
Grey

Bearing Size

Brg #	63	65	72
Brg Type	Prec. Ball	Prec. Ball	Stainless Prec. Ball
I.D.	1/2	3/4	1/2

POLYOLEFIN WHEELS




- ◆ ECONOMICAL AND LIGHT WEIGHT INJECTION MOLDED WHEEL
- ◆ HIGH SHOCK/IMPACT RESISTANCE
- ◆ HIGHLY RESISTANT TO CHEMICALS AND SOLVENTS
- ◆ NON-MARKING, FLOOR PROTECTIVE
- ◆ ABRASION RESISTANCE
- ◆ HIGHLY VERSATILE WHEEL
- ◆ DUROMETER 65-70 SHORE (D)
- ◆ TEMPERATURE RANGE -45° TO 180°F



Wheel Dia.	Tread Width	Hub Length	Load Cap(lbs)	Part Number	+Available Color	**Available Bearings				
						Plain Bore	Roller Bearings	Precision Ball Bearings	Delrin Bearings	
									2 Piece Bearing	1 Piece Bushing
2	7/8		100	PO20BB**		80	--	--	--	--
	1-13/16		250	PO20IB**		81	--	--	--	--
2-1/2	15/16		175	PO25CB**		81	--	--	--	--
	1-1/4	1-9/16	200	PO25GB**		82	--	--	--	--
	1-3/4	1-7/8	350	PO25EB**		82	--	--	--	--
	1-13/16			PO25IB**		82, 84	36	--	--	--
3	1		175	PO30DB**		81	--	--	--	--
	1-1/4	1-9/16	250	PO30G+**	B, J, Z	82	--	--	--	--
		1-9/16	250	PO30G+**	J, Z	83	--	--	--	--
		1-9/16	350	HP30GB**		82	--	--	--	--
	1-13/16		500	PO30IB**		83, 84	36	62	--	--
3-1/2	1-1/4	1-9/16	300	PO35G+**	B, J, Z	82	--	--	--	--
4	1		220	PO40DB**		81	--	--	--	--
	1-1/4	1-9/16	300	PO40G+**	B, J, Z	82	--	--	--	--
		1-9/16	300	PO40G+**	J, Z	83	--	--	--	--
		1-9/16	300	HP40GB**		82	--	--	--	--
		1-1/2	1-5/8	400	PO40HB**		84	01, 03	--	56, 57
	2	2-3/16	700	PO40JB**		84, 88	02, 04	60	56, 57	11, 12
5	1		230	PO50DB**		81	--	--	--	--
	1-1/4	1-9/16	300	PO50G+**	B, J, Z	82	--	--	--	--
		1-9/16	300	PO50G+**	J, Z	83	--	--	--	--
		1-9/16	325	HP50GB**		82	--	--	--	--
	1-1/2	1-5/8	450	PO50HB**		84	01, 03	--	56, 57	11, 12
	2	2-3/16	900	PO50JB**		84, 88	02, 04	60	56, 57	11, 12
6	1-1/2	1-5/8	500	PO60HB**		84	01, 03	--	56, 57	11, 12
	2	2-3/16	1000	PO60JB**		84, 88	02, 04	60	56, 57	11, 12
8	2	2-3/16	1200	PO80JB**		84, 88	02, 04	60	56, 57	11, 12

Bearing Size

Brg #	01	02	03	04	11	12	56	57	60	62	80	81	82	83	84	88
Brg Type	Roller	Roller	Roller	Roller	1 Pc Delrin	1 Pc Delrin	2 Pc Delrin	2 Pc Delrin	P.R. Ball	Prec. Ball	Plain Bore	Plain Bore	Plain Bore	Plain Bore	Plain Bore	Plain Bore
I.D.	5/8	5/8	3/4	3/4	3/4	1/2	1/2	3/4	1/2	3/8	1/4	5/16	3/8	1/2	1-3/16	1/2





GLASS-FILLED NYLON

- ◆ 85 (+/- 5) SHORE (D) DUROMETER
- ◆ RESILIENT MATERIAL RESISTS HARD IMPACTS
- ◆ IMPERVIOUS TO MOST CHEMICALS, SOLVENTS, OIL, SALT, MOISTURE AND CLEANING SOLUTIONS
- ◆ NON-MARKING AND EASY ROLLING
- ◆ DUROMETER 85 (±5) SHORE D
- ◆ OPERATING TEMPERATURE RANGE -45° TO 180°F



Wheel Dia.	Tread Width	Hub Length	Load Cap(lbs)	Part Number	**Available Bearings				
					Plain Bore	Roller Bearings	Precision Ball Bearings	Delrin Bearings	
								2 Piece Bearing	1 Piece Bushing
3	1-13/16	1-7/8	1,200	MA03IB**	82, 83, 84	36	62, 63	56, 57	11, 12
4	2	2-3/16	800	MA40JB**	84	02, 04	60, 63, 72	56, 57	11, 12
5	2	2-3/16	1,000	MA50JB**	84	02, 04	60, 63, 72	56, 57	11, 12
6	2	2-3/16	1,200	MA60JB**	84	02, 04	60, 63, 72	56, 57	11, 12
8	2	2-3/16	1,400	MA80JB**	84	02, 04	60, 63, 72	56, 57	11, 12

Wheel Color

B
Black

Bearing Size

Brg #	02	04	11	12	36	56	57	60	63	72	84	88
Brg Type	Roller	Roller	1 Pc Delrin	1 Pc Delrin	Roller	2 Pc Delrin	2 Pc Delrin	P.R. Ball	Prec. Ball	S.S. Prec.	Plain Bore	Plain Bore
I.D.	5/8	3/4	3/4	1/2	3/4	1/2	3/4	1/2	1/2	1/2	1-3/16	3/4

GLASS-FILLED NYLON V-GROOVE

- ◆ FOR USE ON INVERTED STEEL ANGLE TRACK
- ◆ WEATHER RESISTANT, EXCELLENT FOR OUTDOOR USE
- ◆ ZERO MAINTENANCE
- ◆ DUROMETER 85 (±5) SHORE D
- ◆ OPERATING TEMPERATURE RANGE -45° TO 180°F



Wheel Dia.	Tread Width	Hub Length	Load Cap(lbs)	Part Number	**Available Bearings				
					Plain Bore	Roller Bearings	Ball Bearings	Delrin Bearings	
								2 Piece Bearing	1 Piece Bushing
4	1-1/2	1-5/8	600	MV40HT**	84	01, 03	60	56, 57	11, 12
	2	2-3/16	800	MV40JT**	84	02, 04	60	56, 57	11, 12

Groove Width

T
7/8

Bearing Size

Brg #	01	02	03	04	11	12	56	57	60	84
Brg Type	Roller	Roller	Roller	Roller	1 Pc Delrin	1 Pc Delrin	2 Pc Delrin	2 Pc Delrin	P.R. Ball	Plain Bore
I.D.	5/8	5/8	3/4	3/4	3/4	1/2	1/2	3/4	1/2	1-3/16



- ◆ PHENOLIC RESIN COMBINED WITH MACERATED CANVAS
- ◆ EXCELLENT FLOOR PROTECTION
- ◆ RESISTANT TO OIL AND GREASE, NON-METALLIC, SPARK PROOF
- ◆ EASY ROLLING, QUIETER THAN STEEL WHEELS
- ◆ 90 SHORE (D) DUROMETER
- ◆ OPERATING TEMPERATURE RANGE -50° TO 250°F (CONTINUOUS)
- ◆ LAMINATED PHENOLIC WHEELS AVAILABLE
- ◆ ZERK FITTINGS NON STANDARD - AVAILABLE AT ADDITIONAL COST

Wheel Dia.	Tread Width	Hub Length	Load Cap(lbs)	Part Number	**Available Bearings				
					Plain Bore	Roller Bearings	Ball Bearings	Delrin Bearings	
								2 Piece Bearing	1 Piece Bushing
3	1-1/4	1-3/8	500	PH30GB**	83	--	--	--	--
	1-1/2	1-5/8	600	PH30HB**	84	01 ,03	--	56, 57	11, 12
	1-13/16	1-7/8	800	PH30IB**	83, 84	36	--	56, 57	11, 12
3-1/4	1-1/2	1-5/8	600	PH34HB**	84	01, 03	--	56, 57	11, 12
	2	2-3/16	700	PH34JB**	84	02, 04	--	56, 57	11, 12
4	1-1/4	1-3/8	600	PH40GB**	83	--	--	--	--
	1-1/2	1-5/8	600	PH40HB**	84	01,03	--	56, 57	11, 12
	2	2-3/16	800	PH40JB**	84, 88	02, 04	--	56, 57	11, 12
	2	2-3/16	1000	PH40JS**	84	02, 04	--	--	--
5	1-1/4	1-3/8	600	PH50GB**	83	--	--	--	--
	1-1/2	1-5/8	600	PH50HB**	84	01, 03	--	56, 57	11, 12
	2	2-3/16	1,000	PH50JB**	84, 88	02, 04	--	56, 57	11, 12
	2	2-3/16	1,200	PH50JS**	84	02, 04	--	--	--
6	1-1/2	1-5/8	800	PH60HB**	84	01, 03	--	56, 57	11, 12
	2	2-3/16	1,200	PH60JB**	84, 88	02, 04	--	56, 57	11, 12
	2	2-3/16	1,500	PH60JS**	84	02, 04	--	--	--
	2-1/2	2-3/4	1,400	PH60KB**	84	06	--	--	--
		2-3/4	1,600	PH60KB**	85	23, 25	--	--	--
	3-1/4	1,600	PH60QB**	85	24, 26	69	58	--	
3	3-1/4	2,000	PH60LB**	85	24, 26	69	58	--	
8	2	2-3/16	1,200	PH80JB**	84, 88	02, 04	--	56, 57	11, 12
	2-1/2	2-3/4	1,800	PH80KB**	84	06	--	--	--
		2-3/4	2,000	PH80KB**	85	23, 25	--	--	--
	3-1/4	2,000	PH80QB**	85	24, 26	69	58	--	
3	3-1/4	2,500	PH80LB**	85	24, 26	69	58	--	
10	2-1/2	2-3/4	2,200	PH10KB**	84	06	--	--	--
		2-3/4	2,500	PH10KB**	85	23, 25	--	--	--
	3-1/4	2,500	PH10QB**	85	24, 26	69	58	--	
	3	3-1/4	2,900	PH10LB**	85	24, 26	69	58	--
12	2-1/2	2-3/4	3,000	PH12KB**	85	23, 25	--	--	--
		3-1/4	3,000	PH12QB**	85	24, 26	69	58	--
	3	3-1/4	3,500	PH12LB**	85	24, 26	69	58	--
	3-1/2	4-1/4	4,000	PH12MB**	86	31, 33	--	--	--
4	4	6,500	PH12NB**	86	39	--	--	--	
16	3	4-1/4	4,000	PH16LB**	86	31, 33	69	58	--
	4	5-1/4	8,000	PH16NB**	86	32, 34	--	--	--
18	3	3-1/4	3,500	PH18LB**	85	24, 26	69	58	--

Bearing Size

Brg #	01	02	03	04	06	23	24	25	26	31	33
Brg Type	Roller	Roller	Roller	Roller	Roller	Roller	Roller	Roller	Roller	Roller	Roller
I.D.	5/8	5/8	3/4	3/4	3/4	1	1	1-1/4	1-1/4	1-1/4	1-1/2
Brg #	34	56	57	58	69	83	84	85	86	88	
Brg Type	Roller	2 Pc Delrin	2 Pc Delrin	2 Pc Delrin	Precision Radial Ball HD	Plain Bore	Plain Bore	Plain Bore	Plain Bore	Plain Bore	
I.D.	1-1/2	1/2	3/4	1	1/2	1/2	1-3/16	1-15/16	2-7/16	3/4	

Wheel Color

B
Black



HIGH TEMP GLASS-FILLED NYLON

- ◆ OPERATING TEMPERATURE -45° UP TO 490°F CONTINUOUS, 550°F INTERMITTENT.
- ◆ 85 (± 5) SHORE (D) DUROMETER
- ◆ RESILIENT MATERIAL RESISTS HARD IMPACTS
- ◆ HIGHLY RESISTANT TO WATER, COOKING OILS, FATS, PETROLEUM BASED PRODUCTS, COMMON CLEANING SOLUTIONS, SOLVENTS, AND ACID
- ◆ EASY ROLLING RIDE THAT OUTLASTS AND OUTPERFORMS OTHER WHEELS IN HIGH TEMPERATURE APPLICATIONS
- ◆ OPTIMAL USE IN **MOIST HEAT** APPLICATIONS
EX: BAKING OVENS



Wheel Dia.	Tread Width	Hub Length	Load Cap(lbs)	Part Number	+ Color	**Available Bearings	
						Plain Bore	Roller Bearings
3	1-1/2	1-5/8	600	GN30H+**	Q, B	83, 90	--
3-1/2	1-1/4	1-3/8	500	GN35G+**	Q, B	83, 97, 98, 99	96
	1-1/4	1-3/8	600	GN40G+**	Q, B	83, 97, 98, 99	96
4	1-1/2	1-5/8	600	GN40H+**	Q, B	83, 84, 88	03
	2	2-3/16	800	GN40J+**	Q, B	84, 88	04
5	1-1/4	1-3/8	700	GN50G+**	Q, B	83, 97, 98, 99	96
	1-1/2	1-5/8	800	GN50H+**	Q, B	83, 84, 90	03
	2	2-3/16	1,000	GN50J+**	Q, B	84, 88	04
6	2	2-3/16	1,200	GN60J+**	Q, B	84, 88	04
8	2	2-3/16	1,400	GN80J+**	Q, B	84, 88	04

Wheel Color

Q	B
Brown	Black (Special Order Only)

Bearing Size

Brg #	03	04	83	84	88	90	96	97	98	99
Brg Type	Roller	Roller	Plain Bore	Plain Bore	Plain Bore	Plain w/ Bushing	Roller w/ Top Hat	Stainless Top Hat Bushing	Plain Bore	Top Hat Bushing
I.D.	3/4	3/4	1/2	1-3/16	3/4	3/8	3/8	3/8	1-1/8	3/8





- ◆ OPERATING TEMPERATURE -50° UP TO 475° F CONTINUOUS, 550° F INTERMITTENT
 - ◆ RESISTANT TO OIL AND GREASE
 - ◆ EASY ROLLING, QUIETER THAN STEEL WHEELS
 - ◆ OPTIMAL USE IN **DRY HEAT** APPLICATIONS
- EX: AUTOCLAVE

Wheel Dia.	Tread Width	Hub Length	Load Cap(lbs)	Part Number	**Available Bearings	
					Plain Bore	Roller Bearings
3	1-1/4	1-3/8	500	HT30GQ**	83	--
3-1/4	1-1/2	1-5/8		HT34HQ**	83, 84	--
4	1-1/4	1-3/8	600	HT40GQ**	83	--
	1-1/2	1-5/8		HT40HQ**	83, 84	01, 03
	2	2-3/16	800	HT40JQ**	84	02, 04
5	1-1/4	1-3/8	600	HT50GQ**	83	--
	2	2-3/16	1,000	HT50JQ**	84	02, 04
6	2	2-3/16	1,200	HT60JQ**	84	02, 04
8	2	2-3/16	1,400	HT80JQ**	84	02, 04

Wheel Color

Q
Brown

Bearing Size

Brg #	01	02	03	04	83	84
Brg Type	Roller	Roller	Roller	Roller	Plain Bore	Plain Bore
I.D.	5/8	5/8	3/4	3/4	1/2	1-3/16

NYLON



- ◆ EXCELLENT WHEEL FOR WASHDOWN APPLICATIONS
- ◆ NON-MARKING WHITE NYLON
- ◆ HIGHLY RESISTANT TO CHEMICALS AND SOLVENTS
- ◆ DUROMETER 70-75 SHORE (D)
- ◆ TEMPERATURE RANGE -45° TO 200° F

Wheel Dia.	Tread Width	Hub Length	Load Cap(lbs)	Part Number	**Available Bearings				
					Plain Bore	Roller Bearings	Precision Ball Bearings	Delrin Bearings	
								2 Piece Bearing	1 Piece Bushing
3	1-1/4	1-9/16	300	NY30GE**	83	--	--	--	--
4	1-1/4	1-9/16	350	NY40GE**	83	--	--	--	--
5	1-1/4	1-9/16	500	NY50GE**	83	--	--	--	--
	2	2-3/16	1,000	NY50JE**	84	02, 04	60	56, 57	11, 12
6	2	2-3/16	1,200	NY60JE**	84	02, 04	60	56, 57	11, 12
8	2	2-3/16	1,300	NY80JE**	84	02, 04	60	56, 57	11, 12

Wheel Color

E
White

Bearing Size

Brg #	02	04	11	12	56	57	60	83	84
Brg Type	Roller	Roller	1 Pc Delrin	1 Pc Delrin	2 Pc Delrin	2 Pc Delrin	P.R. Ball	Plain Bore	Plain Bore
I.D.	5/8	3/4	3/4	1/2	1/2	3/4	1/2	1/2	1-3/16



SEMI STEEL



- ◆ ECONOMICAL
- ◆ HIGH CAPACITY
- ◆ ABRASION RESISTANT
- ◆ MACHINED HUB LENGTH AND WHEEL FACE
- ◆ EFFORTLESS ROLLING UNDER HEAVY LOADS
- ◆ LONG WEARING
- ◆ TENSILE STRENGTH OF 30,000 PSI
- ◆ OPERATING TEMPERATURE RANGE -45° TO 600°F

Wheel Dia.	Tread Width	Hub Length	Load Cap(lbs)	Part Number	**Available Bearings	
					Plain Bore	Roller Bearings
2	15/16	1	200	SS20DS**	80	--
2-1/2	15/16	1-3/8	250	SS25DS**	81	--
3	1-1/4	1-9/16	300	SS30GS**	82, 83	--
3-1/4	1-1/2	1-5/8	400	SS34HS**	84	01, 03
	2	2-3/16	700	SS34JB**	84	02, 04
4	1-1/4	1-1/2	300	SS40GS**	82, 83	--
	1-1/4	1-13/16	550	SS40RS**	84	--
	1-1/2	1-5/8	600	SS40HS**	84	01, 03
	2	2-3/16	700	SS40JB**	84	02, 04
5	1-1/4	1-9/16	350	SS50GS**	82, 83	--
	1-1/2	1-5/8	600	SS50HS**	84	01, 03
	2	2-3/16	1,000	SS50JB**	84	02, 04
6	1-1/2	1-5/8	700	SS60HS**	84	01, 03
	2	2-3/16	1,200	SS60JB**	84	02, 04
	2-1/2	2-3/4	1,600	SS60KS**	84	06
		2-3/4	1,800	SS60KS**	85	23, 25
		3-1/4	1,800	SS60QS**	85	24, 26
	3	3-1/4	2,500	SS60LS**	85	24, 26
8	2	2-3/16	1,400	SS80JB**	84	02, 04
	2-1/2	2-3/4	1,600	SS80KS**	84	06
		2-3/4	1,800	SS80KS**	85	23, 25
		3-1/4	1,800	SS80QS**	85	24, 26
	3	3-1/4	2,500	SS80LS**	85	24, 26
10	2-1/2	2-3/4	1,700	SS10KS**	84	06
		2-3/4	2,000	SS10KS**	85	23, 25
	3-1/4	2,000	SS10QS**	85	24, 26	
	3	3-1/4	2,500	SS10LS**	85	24, 26
12	2-1/2	2-3/4	2,000	SS12KS**	85	23, 25
		3-1/4	2,000	SS12QS**	85	24, 26
	3	3-1/4	2,500	SS12LS**	85	24, 26

Bearing Size

Brg #	01	02	03	04	06	23	24	25	26	80	81	82	83	84	85
Brg Type	Roller	Roller	Roller	Roller	Roller	Roller	Roller	Roller	Roller	Plain Bore	Plain Bore	Plain Bore	Plain Bore	Plain Bore	Plain Bore
I.D.	5/8	5/8	3/4	3/4	3/4	1	1	1-1/4	1-1/4	1/4	5/16	3/8	1/2	1-3/16	1-15/16

Wheel Color

S
Silver



- ◆ EXTREMELY HEAVY CORE & WHEEL FACE
- ◆ EXCEPTIONAL SHOCK LOAD CAPACITY
- ◆ LARGE HUB DIAMETER ACCOMMODATE TO SPECIAL BORE AND BEARING REQUIREMENTS
- ◆ MACHINED WHEEL FACE
- ◆ TENSILE STRENGTH OF 70,000 PSI
- ◆ OPERATING TEMPERATURE RANGE -45° TO 800°F



Wheel Dia.	Tread Width	Hub Length	Load Cap(lbs)	Part Number	**Available Bearings			
					Plain Bore	Roller Bearings	Ball Bearings	Tapered Bearings
4	1-1/2	2	1,200	DS40HR**	84	08	--	--
	2	2-3/16	1,500	DS40JR**	84	02, 04	63	--
5	2	2-3/16	1,500	DS50JR**	84	02, 04	63	--
	2-1/2	2-3/4	2,000	DS50KR**	85	23, 25	--	--
6	2	2-3/16	2,000	DS60JR**	84	02, 04	63	--
		2-3/4	3,500	DS60KR**	85	23, 25	--	70
	2-1/2	3-1/4	3,500	DS60QR**	85	24, 26	65, 67	70
		3-1/4	6,000	DS60LR**	85	24, 26	65, 67	70
8	2	2-3/16	2,000	DS80JR**	84	02, 04	63	--
		2-3/4	4,000	DS80KR**	85	23, 25	--	70
	2-1/2	3-1/4	4,000	DS80QR**	85	24, 26	--	70
		3-1/4	10,000	DS80LR**	85	--	--	70, 71
	3	3-1/4	6,000	DS80LR**	--	24, 26	65	--
		3-1/4	6,600	DS80LR**	--	--	67	--
	4	4-1/4	17,000	DS80NR**	--	--	68 10,000 lbs.	74
		4-1/4	8,000	DS80NR**	86	31, 33	--	--
10	2-1/2	2-3/4	4,500	DS10KR**	85	23, 25	--	70
		3-1/4	10,000	DS10LR**	85	--	--	70, 71
	3	3-1/4	6,000	DS10LR**	--	24, 26	65	--
		3-1/4	9,500	DS10LR**	--	--	67	--
	4	4-1/4	17,000	DS10NR**	--	--	68 10,000 lbs.	74
		4-1/4	8,000	DS10NR**	86	31, 33	--	--
12	3	3-1/4	10,000	DS12LR**	85	--	--	70, 71
		3-1/4	6,000	DS12LR**	--	24, 26	65	--
	3-1/2	4-1/4	10,000	DS12MR**	--	--	--	71, 74
		4-1/4	8,000	DS12MR**	86	31, 33	--	--
	4	4-1/4	17,000	DS12NR**	--	--	68 10,000 lbs.6	74
		4-1/4	8,000	DS12NR**	86	31, 33	--	--
		3-1/4	10,000	DS14LR**	85	--	--	70, 71
14	3	3-1/4	6,000	DS14LR**	--	24, 26	--	--
		3-1/4	9,500	DS14LR**	--	--	67	--

Wheel Color

R
Red

Bearing Size

Brg #	02	04	23	24	25	26	31	33	63	65
Brg Type	Roller	Roller	Roller	Roller	Roller	Roller	Roller	Roller	Prec. w/T.H.	Prec. Ball
I.D.	5/8	3/4	1	1	1-1/4	1-1/4	1-1/4	1-1/2	1/2	3/4
Brg #	66	67	68	70	71	74	84	85	86	
Brg Type	Prec. Ball	Prec. w/T.H.	Prec. w/T.H.	Tapered	Tapered	Tapered	Plain Bore	Plain Bore	Plain Bore	
I.D.	1	1	1-1/4	3/4	1	1-1/4	1-3/16	1-15/16	2-7/16	



CROWN TREAD DUCTILE STEEL

- ◆ PRECISELY MACHINED CROWN TREAD FACE
- ◆ SMOOTHEST ROLLING OF ANY STEEL WHEELS
- ◆ HIGH SHOCK AND IMPACT RESISTANCE
- ◆ LARGE HUB DIAMETER TO ACCOMMODATE SPECIAL BORE AND BEARING REQUIREMENTS
- ◆ TENSILE STRENGTH OF 70,000 PSI
- ◆ OPERATING TEMPERATURE RANGE -45° TO 800°F



Wheel Dia.	Tread Width	Hub Length	Load Cap(lbs)	Part Number	**Available Bearings		
					Plain Bore	Roller Bearings	Tapered Bearings
4	2	2-3/16	1,500	CD40JR**	84	02, 04	--
5	2	2-3/16	1,500	CD50JR**	84	--	--
		2-3/16	1,750	CD50JR**	--	02, 04	--
6	2	2-3/16	1,750	CD60JR**	84	--	--
		2-3/16	1,500	CD60JR**	--	02, 04	--
	2-1/2	2-3/4	3,500	CD60KR**	85	23, 25	70
		3-1/4	3,500	CD60QR**	85	24, 26	70
	3	3-1/4	10,000	CD60LR**	85	--	70, 71
		3-1/4	6,000	CD60LR**	--	24, 26	--
		3-1/4	9,500	CD60LR**	--	--	--
		3-1/4	4,300	CD60LR**	--	--	--
8	2	2-1/4	2,000	CD80JR**	84	02, 04	--
	2-1/2	2-3/4	4,000	CD80KR**	85	23, 25	70
		3-1/4	10,000	CD80LR**	85	--	70, 71
	3	3-1/4	6,000	CD80LR**	--	24, 26	--
		3-1/4	9,500	CD80LR**	--	--	--
		3-1/4	4,300	CD80LR**	--	--	--
10	3	3-1/4	10,000	CD10LR**	85	--	70, 71
		3-1/4	6,000	CD10LR**	--	24, 26	--
		3-1/4	9,500	CD10LR**	--	--	--
		3-1/4	4,300	CD10LR**	--	--	--
12	3	3-1/4	10,000	CD12LR**	85	--	70, 71
		3-1/4	6,000	CD12LR**	--	24, 26	--
		3-1/4	9,500	CD12LR**	--	--	--
		3-1/4	4,300	CD12LR**	--	--	--

Wheel Color

R
Red

Bearing Size

Brg #	02	04	23	24	25	26	70	71	84	85
Brg Type	Roller	Roller	Roller	Roller	Roller	Roller	Tapered	Tapered	Plain Bore	Plain Bore
I.D.	5/8	3/4	1	1	1-1/4	1-1/4	3/4	1	1-3/16	1-15/16

HEAVY DUTY SEMI STEEL



- ◆ THICKER TREAD FACE THAN STANDARD SEMI STEEL WHEELS.
- ◆ SPOKE TYPE WHEEL CENTER WITH EXTRA HEAVY SPOKES
- ◆ LARGER HUB DIAMETER THAN STANDARD CAST IRON
- ◆ TENSILE STRENGTH OF 30,000 PSI
- ◆ OPERATING TEMPERATURE RANGE -45° TO 600°F



Wheel Dia.	Tread Width	Hub Length	Load Cap(lbs)	Part Number	**Available Bearings	
					Plain Bore	Roller Bearings
4	2	2-3/16	900	HS40JB**	84	02, 04
5	2	2-3/16	1,000	HS50JB**	84	02, 04
6	2	2-3/16	1,200	HS60JB**	84	02, 04
8	2	2-3/16	1,400	HS80JB**	84	02, 04

Bearing Size

Brg #	02	04	84
Brg Type	Roller	Roller	Plain Bore
I.D.	5/8	3/4	1-3/16

Wheel Color

S
Silver

HEAVY DUTY DUCTILE V-GROOVE



- ◆ FOR USE ON INVERTED STEEL ANGLE TRACK
- ◆ EXTREMELY STRONG DUCTILE IRON
- ◆ HEAVY CORE AND WHEEL FACE
- ◆ EXCEPTIONAL SHOCK LOAD CAPACITY
- ◆ TENSILE STRENGTH OF 70,000 PSI
- ◆ OPERATING TEMPERATURE RANGE -45° TO 800°F

Wheel Dia.	Tread Width	Hub Length	Load Cap(lbs)	Part Number	+Available Groove Width	**Available Bearings			
						Plain Bore	Roller Bearings	Ball Bearings	Tapered Bearings
4	2	2-3/16	1,500	DV40J+**	T	84	02, 04	63	--
	2	2-3/16	1,500	DV60J+**	T	84	02, 04	63	--
6	2-1/2	2-3/4	3,500	DV60K+**	T	85	23, 25	--	70
		3-1/4	3,500	DV60Q+**	T	85	24, 26	--	70
	3	3-1/4	5,000	DV60L+**	T, W	85	24, 26	65	70, 71
8	2-1/2	2-3/4	3,500	DV80K+**	T	85	23, 25	--	70
		3-1/4	3,500	DV80Q+**	T	85	24, 26	--	70, 71
	3	3-1/4	5,000	DV80L+**	T, W	85	24, 26	--	70, 71, 74
10	3	3-1/4	7,000	DV10L+**	T, W	85	24, 26	65	70, 71, 74

Groove Width

T	W
7/8	1-3/8

Bearing Size

Brg #	02	04	23	24	25	26	63	65	70	71	84	85
Brg Type	Roller	Roller	Roller	Roller	Roller	Roller	Prec. w/T.H.	Prec. w/T.H.	Tapered	Tapered	Plain Bore	Plain Bore
I.D.	5/8	3/4	1	1	1-1/4	1-1/4	1/2	3/4	3/4	1	1-3/16	1-15/16



CAST IRON V-GROOVE

- ◆ FOR USE ON INVERTED STEEL ANGLE TRACK
- ◆ PRECISELY MACHINED 90° V-GROOVE WITH RELIEF GROOVE
- ◆ EXCEPTIONALLY STRONG CAST IRON
- ◆ HIGH LOAD CAPACITY
- ◆ TENSILE STRENGTH OF 30,000 PSI
- ◆ OPERATING TEMPERATURE RANGE -45 TO 600°F



Wheel Dia.	Tread Width	Hub Length	Load Cap(lbs)	Part Number	+Available Groove Width	**Available Bearings		
						Plain Bore	Roller Bearings	Ball Bearings
3	1-1/4	1-5/8	300	VG30G+**	T	82, 83	--	--
	1-1/2	1-5/8	350	VG30H+**	T	84	01, 03	--
4	1-1/2	1-5/8	350	VG40H+**	T	84	01, 03	--
	2	2-3/16	600	VG40J+**	T	84	02, 04	--
5	2	2-3/16	900	VG50J+**	T	84	02, 04	--
6	2	2-3/16	1,000	VG60J+**	T	84	02, 04	--
	2-1/2	2-3/4	2,500	VG60K+**	T	85	23, 25	--
		3-1/4	2,500	VG60Q+**	T	85	24, 26	68, 69
	3	3-1/4	3,500	VG60L+**	T, W	85	24, 26	68, 69
8	2	2-3/16	1,200	VG80J+**	T	84	02, 04	--
	2-1/2	2-3/4	2,500	VG80K+**	T	85	23, 25	--
		3-1/4	2,500	VG80Q+**	T	85	24, 26	68, 69
	3	3-1/4	3,500	VG80L+**	T, W	85	24, 26	68, 69
10	3	3-1/4	3,500	VG10L+**	T, W	85	24, 26	68, 69

Bearing Size

Brg #	01	02	03	04	23	24	25	26	68	69	82	83	84	85
Brg Type	Roller	Roller	Roller	Roller	Roller	Roller	Roller	Roller	P.R. Ball HD	P.R. Ball	Plain Bore	Plain Bore	Plain Bore	Plain Bore
I.D.	5/8	5/8	3/4	3/4	1	1	1-1/4	1-1/4	3/4	3/4	3/8	1/2	1-3/16	1-15/16

Groove Width

T	W
7/8	1-3/8

ROLLER BEARINGS



- ◆ STANDARD ROLLER BEARINGS COMPLETE WITH BEARING ASSEMBLY AND SPLIT RACEWAY SLEEVE
- ◆ CAGED ROLLER BEARINGS FEATURE A SOLID OUTER RACEWAY FOR GREASE RETENTION. WILL NOT CUT INNER CORE OF SOFTER WHEELS



Bearing I.D.	Wheel Bore	Wheel Hub Length	Roller	Caged Roller	Stainless Roller
1/2	15/16	1-1/2	SRBSP00	--	--
5/8	1-3/16	1-5/8	SRBSP01	--	--
		2-3/16	SRBSP02	--	--
3/4	1-3/16	1-5/8	SRBSP03	--	--
		2-3/16	SRBSP04	SRBCR09	SRBSS05
		2-3/4	SRBSP06	--	--
		2	SRBSP08	--	--
	1-15/16	SRBSP36	--	--	
	1-7/16	2-1/4	SRBSP07	--	--
	1-3/8	3-3/16	SRBSP38	--	--
7/8	1-7/16	2-1/4	SRBSP21	--	--
	1-7/16	2-1/4	SRBSP22	--	--
1	1-15/16	2-3/4	SRBSP23	--	--
		3-1/4	SRBSP24	--	--
		4-1/4	SRBSP35	--	--
1-1/4	1-15/16	2-3/4	SRBSP25	--	--
		3-1/4	SRBSP26	--	--
		4-1/4	SRBSP37	--	--
	2-7/16	4-1/4	SRBSP31	--	--
1-1/2	2-7/16	5-1/4	SRBSP32	--	--
		4-1/4	SRBSP33	--	--
		4	SRBSP39	--	--

PRECISION RADIAL BALL BEARINGS

- ◆ PRECISION BEARINGS TO FIT MOST STANDARD WHEEL BORE SIZES, NOT RECOMENDED FOR METAL CORE WHEELS
- ◆ HARDENED AND SEALED RACEWAYS WITH PRECISION GROUND BEARINGS



◆ SINGLE BALL RACEWAY

Bearing I.D.	Wheel Bore	Part Number
1/2	1-3/16	PRBRG60




◆ DOUBLE BALL RACEWAY

Bearing I.D.	Wheel Bore	Part Number
3/4	1-15/16	PRBRG69



OPTIONAL BEARINGS



Bearing I.D.	Wheel Bore	Ball	Delrin	Tapered
3/8	1-1/8	BABRG42	DLBRG55	--
1/2	1-1/8	BABRG47	DLBRG59	--
1/2	1-3/8	BABRG51	--	--
5/8	1-3/8	BABRG52	--	--
3/4	1-3/8	BABRG53	--	--
1/2	1-3/16	--	DLBRG56	--
3/4	1-3/16	--	DLBRG57	--
1	1-15/16	--	DLBRG58	--
.75	1.781	--	--	TPBRG70
1.00	1.980	--	--	TPBRG71
1.25	2.4409	--	--	TPBRG74
Precision Bearings With Top Hat Bushings				
Bearing I.D. With Top Hat Bushing	Bearing Outer Diameter	Part Number	Load Capacity (Each)	
1/2	1.5748	PRBRG63	1500	
3/4	2.0472	PRBRG65	2300	
1	2.0472	PRBRG67	3300	
1-1/4	2.8346	PRBRG68	4300	

1 PIECE DELRIN BEARINGS



Bearing I.D.	Bearing O.D.	Wheel Hub Length	Part Number
1/2	1-3/16	1-5/8	DLSPH12
1/2	1-3/16	2-3-16	DLSPJ12
3/4	1-3/16	1-5/8	DLSPH11
3/4	1-3/16	2-3-16	DLSPJ11

TOP HAT SPANNER BUSHINGS

◆ FOR USE WITH PRECISION BEARINGS



I.D.	Wheel Hub Length	For Use With Bearing#	Top Hat Part#
1/2	2-7/16	PRBRG63	THS6327
	3	PRBRG63	THS6330
3/4	3	PRBRG66	THS6630
	3-1/2	PRBRG66	THS6635
1	3-1/2	PRBRG68	THS6835
	4-1/2	PRBRG68	THS6845



O.D.	Length	Plain Axle	Zerk Axle	Stainless Steel Plain Axle	Stainless Steel Zerk Axle
3/8	2-3/8	APSA238	AZSA238	--	AZTB238
1/2	3	--	AZSB300	--	--
	3-1/2	APSB312	AZSB312	APT312	AZTB312
	4	--	AZSB400	--	--
	4-1/2	--	AZSB412	--	--
	5	--	AZSB500	--	--
	5-1/2	--	AZSB512	--	--
3/4	4-1/4	--	AZSC414	--	--
	4-3/4	--	AZSC434	--	--
1	5-1/2	APSD512	--	--	--
1-1/4	6-1/2	APSE612	--	--	--

SPANNER BUSHINGS




I.D.	O.D.	Length	Steel	Delrin	Stainless
5/16	3/8	1-5/8	SPMSKUL	--	--
3/8	1/2	1-1/2	--	SPDLBBS	--
	1/2	1.575	--	*SPDLBBG-90	--
	1/2	1-5/8	SPMSBBL	SPDLBBL	SPSSBBL
	1/2	1-11/16	SPMSBBB	--	--
	3/4	1-11/16	SPMSBRB	--	--
	3/4	1-7/8	SPMSBRQ	--	--
	3/4	2-7/16	SPMSBRJ	--	--
	1/2	3/4	1-7/8	SPMSIRQ	SPDLIRQ
3/4		2	SPMSIRA	--	--
3/4		2-1/16	SPMSIRC	--	--
3/4		2-7/16	SPMSIRJ	SPDLIRJ	SPSSIRJ
3/4		3	SPMSIRE	--	--
3/4		3-1/4	SPMSIRP	--	--
3/4		4-1/16	SPMSIRR	--	--
3/4		4-1/4	SPMSIRS	--	--
5/8	3/4	1-7/8	SPMSDRQ	--	--
	3/4	2-7/16	SPMSDRJ	--	--
3/4	1	3	SPMSEJE	--	--
	1	3-1/2	SPMSEJK	--	--
1	1-1/4	3-9/16	SPMSFEH	--	--
	1-1/4	4-9/16	SPMSFEI	--	--
1-1/4	1-1/2	4-9/16	SPMSGFI	--	--

*Black Nylon



WASHERS & SEALS



I.D.	O.D.	Plastic Combination	Flat Steel	Powdered Iron Combination	Neoprene Seal	Stainless Steel
Retaining Washer						
3/4	1-3/16	PLTRT11	FLTRT11	PWIRT11	NPSRT11	STLRT11
1	1-7/16	--	FLTRT12	--	--	--
	1-15/16	--	FLTRT13	PWIRT13	NPSRT13	--
1-1/4	1-15/16	--	FLTRT14	--	NPSRT14	--
	2-7/16	--	FLTRT15	--	NPSRT15	--
1-1/2	2-7/16	--	FLTRT16	--	NPSRT16	--
Thrust Washer						
3/4	1-5/8	--	FLTTW20	--	--	STLTTW20
1	1-1/4	--	FLTTW21	--	--	--
1-1/4	2-3/4	--	FLTTW22	--	--	--

SWIVEL RACEWAY SEALS

- ◆ SEALS FOR UPPER AND LOWER RACEWAY OF 27 SERIES SWIVEL CASTERS
- ◆ SEALS BEARING RACEWAY FROM DIRT AND DEBRIS, IMPROVES GREASE RETENTION, AND PROLONGS CASTER LIFE
- ◆ DO NOT USE IN HIGH TEMP APPLICATIONS




Part Number
RWSEAL27

RUBBER EXPANDABLE TUBING ADAPTER

- ◆ RUBBER TUBING ADAPTER EXPANDS TO FIT SNUGLY IN STANDARD TUBING SIZES
- ◆ FOR USE WITH STEM 70
- ◆ SERIES 09 & 21 CASTERS

Round Tubing I.D.	Expanding Range	Part #
3/4	0.720 - 0.851	ADP7134
7/8	0.852 - 0.927	ADP7278
1	0.928 - 1.029	ADP7310
1-1/8	1.030 - 1.140	ADP7418
1-3/8	1.360 - 1.425	ADP7538
1-1/2	1.426 - 1.589	ADP7615
1-7/8	1.790 - 1.850	ADP7717





QUICK CHANGE CASTER PAD

- ◆ FOR USE WITH SERIES 27/28 AND ECONOMIZER CASTER WITH 4" X 4-1/2" TOP PLATE
- ◆ BOLT HOLE SPACING - 2-13/32"
- ◆ ATTACHMENT BOLT SIZE - 1/2"
- ◆ INCLUDES 3/8" X 5" BOLT, LOCK WASHER AND NUT FOR EASY INSTALLATION AND SERVICE OF CASTER



Part Number
CP100

THREAD GUARDS

- ◆ PROTECTS WHEEL CENTER FROM DEBRIS THAT MAY BIND ON AXLE
- ◆ **NOTE:** NOT ALL WHEEL TYPES USE THE SAME THREAD GUARD LISTED BELOW. PLEASE CONSULT FACTORY FOR PROPER THREAD GUARD SIZE.



Wheel Diameter	Axle Diameter	Part Number
4	1/2	TG400
5	1/2	TG500
6	1/2	TG600

FLOOR LOCKS

- ◆ HOLDS FLOOR TRUCK IN PLACE
- ◆ NON-SLIP RUBBER BASE
- ◆ FOOT OPERATED
- ◆ STANDARD TOP PLATE 4" X 4-1/2"
- ◆ BOLT HOLE PATTERN SLOTTED 2-5/8" X 3" TO 3" X 3-5/8"



FL50017



FL50117



FL80319

Part Number	For Use With Series #	Extended Height	Retracted Height
FL40017	27, 43, 45, 47	5-3/4	5-1/16
FL50017	27, 43, 45, 47	6-5/8	5-5/8
FL60017	27, 43, 45, 47	7-5/8	6-5/8
FL80017	27, 43, 45, 47	9-5/8	8-5/8
FL40117	27, 43, 45, 47	5-7/8	4-5/8
FL50117	27, 43, 45, 47	6-3/4	5-1/2
FL60117	27, 43, 45, 47	7-3/4	6-1/2
FL80117	27, 43, 45, 47	9-3/4	8-1/2
FL60319	43, 45, 47, 51, 53, 57, 69	7-3/4	6-11/16
FL60325	50, 61	8-1/8	7-1/8
FL80319	43, 45, 47, 51, 53, 57, 69	10-1/4	9-1/8
FL80325	50, 61	10-5/8	9-1/2



THREADED PIPE ADAPTER

- ◆ 3/4" NPT THREADS
- ◆ FOR USE WITH STEM 91
- ◆ SERIES 09 & 21 CASTERS



Part Number
NPT34

TUBING SOCKET ADAPTERS

- ◆ REINFORCED PLASTIC SOCKET FULLY CONTACTS TUBING WALL TO PROVIDE A SECURE FIT
- ◆ FOR USE WITH STEMS 90, 91, 97
- ◆ SERIES 09 & 21 CASTERS



Gauge	Tubing O.D.	Square Socket	Round Socket	Round Socket (Black)	Actual Adapter O.D.
16	3/4	SSK34	RSK34	--	5/8
16	7/8	SSK78	RSK78	--	3/4
16	5/8	--	RSK58	--	9/16
16	1	--	--	RSK10	7/8

CASTER BUMPER

- ◆ FOR USE WITH CASTERS EQUIPPED WITH #95 GRIP RING STEM
- ◆ FITS DIRECTLY ONTO CASTER
- ◆ PROTECTS EQUIPMENT AND WALLS FROM BUMPS AND SCRAPES



Part Number
CB200

CORNER BUMPERS

- ◆ NON MARKING
- ◆ STEEL REINFORCED
- ◆ EACH SIDE 3" LONG X 1" THICK
- ◆ 2 MOUNTING HOLES ON EACH SIDE - 5/16"



Part Number	
CB100G	Grey
CB100B	Black



RUBBER END CAP FOR WOOD DOLLIES

- ◆ PROTECTS THE SURFACE OF THE LOAD
- ◆ FITS 18" X 3" DOLLY END BOARD, 1" DEEP



Part Number
DC183

SPRING LOADED LATCHES



ROUND BARREL - ANGLED PLUNGER

Part Number	Plunger Diameter	Barrel Diameter	Barrel Length
RKLR001	5/8	1	2-3/4



ROUND BARREL - ROUND NOSE PLUNGER

Part Number	Plunger Diameter	Barrel Diameter	Barrel Length
RKLR002	7/16	3/4	1-7/16



HEXAGON BARREL - BEVELED PLUNGER

Part Number	Plunger Diameter	Barrel Diameter	Barrel Length
RKLR001	5/8	1	2



HARDWARE & ACCESSORIES

Thumb Screw		Vertical Top Lock			Top Lock				Stainless Top Lock		
Part #	Series	Part #	Wheel Dia.	Series	Part #	Wheel Dia.	Hub Length	Series	Part #	Wheel Dia.	Series
TSB0000	Universal	VLB30DA	3	09	TLB30GA	3	1-9/16	07, 13, 21, 23, 75	STB30GA	3	15, 73
		VLB30GA	3	13, 75	TLB35GA	3-1/2	1-9/16	07, 21, 23, 75	STB40GA	4	15, 73
		VLB30IA	3	05	TLB40GA	4	1-9/16	07, 13, 21, 23, 75	STB40JA	4	31
		VLB35GA	3-1/2	75	TLB40HA	4	1-5/8	27, 43, 45, 47, 79	STB50GA	5	15, 73
		VLB40DA	4	09	TLB40JA	4	2-3/16	27, 43, 45, 47, 79	STB50JA	5	31
		VLB40GA	4	13, 75	TLB50GA	5	1-9/16	07, 13, 21, 23, 75	STB60JA	6	31
		VLB50DA	5	09	TLB50HA	5	1-5/8	27, 43, 45, 47, 79	STB80JA	8	31
		VLB50GA	5	13, 75	TLB50JA	5	2-3/16	27, 43, 45, 47, 79			
		VLB60GA	6	75	TLB60GA	6	1-9/16	75			
					TLB60JA	6	2-3/16	27, 43, 45, 47, 79			
					TLB80JA	8	2-3/16	27, 43, 45, 47			
					TLB80LA	8	3	67			


4 POSITION SWIVEL LOCK

Part Number	For Use With Caster Series
4PSLWE	Weld-On Universal Plunger
4PSL27	27, 45, 67 (Bolt-On)
4PSL43	43, 81 (Bolt-On)
4PSL47	47 (Bolt-On)
4PSL51	51, 53 (Bolt-On)
4PSL55	55 (Bolt-On)
4PSL57	57 (Bolt-On)
4PSL61	61 (Bolt-On)
4PSL33	Stainless Steel 33, S5





Tech Lock			Cam			Cam			A-Cam		
Part #	Wheel Dia.	Series	Part #	Series	Part #	Hub Length	Series	Part #	Hub Length	Series	
TKB20AA	2"	08	WCAM09BA	09	CAM00HA	1-5/8	27	ACB00HA	1-5/8	27	
TKB25AA	2-1/2"	08	CAM50GA	07, 13, 21, 23	CAM00JA	2-3/16	27, 45, 47	ACB00JA	2-3/16	27, 45, 47	
TKB30AA	3"	08	CAM50DA	5" 09	CAM00JB	2-3/16	43	ACB00JB	2-3/16	43	
TKB30GA	3"	07, 13, 15, 21, 73, 75	WCAM30GA	3" 11	CAM00KB	2-3/4	43	*ACB00JL	2-3/16	27, 45, 47	
TKB40GA	4"	07, 13, 15, 21, 73, 75			CAM00JC	2-3/16	51	ACB00KB	2-3/4	43	
TKB50GA	5"	07, 13, 15, 21, 73, 75			CAM00KC	2-3/4	51	ACB00JC	2-3/16	51	
					CAM00LA	3"	67	ACB00KC	2-3/4	514	



FACE CONTACT BRAKE

Series	Wheel Dia.	Hub Length	Part #	Series	Wheel Dia.	Hub Length	Part #
27, 43, 45, 47	4"	2-3/16"	FCB40JA	63	6"	3-1/4"	FCB60LE
	5"		FCB50JA		8"		FCB80LE
	6"		FCB60JA		10"		FCB10LE
	8"		FCB80JA		12"		FCB12LE
43	6"	2-3/4"	FCB60KA		16"		FCB16LE
	8"		FCB80KA		8"		FCB80NE
	10"		FCB10KA	10"	FCB10NE		
51	4"	2-3/16"	FCB40JB	65	12"	4-1/4"	FCB12NE
	5"		FCB50JB		8"	FCB80NF	
	6"		FCB60JB		10"	FCB10NF	
	8"	FCB80JB	12"	FCB12NF			
	6"	2-3/4"	FCB60KC	69	5"	2-3/4"	FCB50KB
8"	FCB80KC		6"		FCB60KB		
10"	FCB10KC		8"		FCB80KB		
53	5"	2-3/4"	FCB50KD		10		FCB10KB
	6"		FCB60KD				
	8"		FCB80KD				
	10		FCB10KD				
53, 55, 57, 61	6"	3-1/4"	FCB60LD				
	8"		FCB80LD				
	10"		FCB10LD				
	12"		FCB12LD				

Distributed By:

Acorn Industrial Products Co

520 Hertzog Boulevard

King of Prussia, PA 19406

Phone 800-523-5474

ax 800-782-6780

E-Mail acorn@acornindprod.com

Web acornindprod.com