


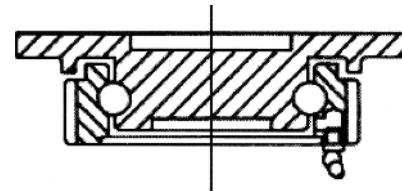
## CONSTRUCTION FEATURES

### Load Capacity Up to 1200 lbs.

- Single piece forged alloy steel top plate and fork base.  
Very strong kingpinless construction
- Precision CNC machined raceways
- Induction hardened raceways ensure swivel head longevity
- Totally sealed swivel head with grease nipple
- Strong elastomeric spring elements designed for specific load ranges ensure uniform cushion effect through the load range. Unlike stiff steel spring elements that do not react at lower loads and are effective on low-load or empty trolleys.
- Specific elastomeric spring elements are available to suit different load ranges
- Strong 1/4 in. thick fabricated construction of forks robotically welded inside and outside
- 1/2 in. wheel axle
- Finish is zinc plated, ROHS compliant or black polymer color-coated



### SWIVEL CROSS SECTION




## RIG OPTIONS

- DL** 4-Way Directional Lock  
**FCB** Face Contact Brake

## Top Plate Options

- TP1 (Standard)**  
**Top Plate:** 4" x 4-1/2"  
**Bolt Hole Centers:** 2-5/8" x 3-5/8"  
 slotted to 3" x 3"  
**Attaching Bolt:** 3/8"



Face Contact Brake (FCB)



Directional Lock (DL)



## Nylacron™ Wheels

With Precision Ball Bearings for Any Application  
 (NY/MD, NY/HSB, NY/MC, NY/GF)

Nylacron™ wheels with proper sized precision bearings are made to fit in any rig hub length and axle size. Nylacron™ wheels have greater load capacity ratings with better rollability while requiring less maintenance and have longer life.



The Swivel-EAZ™ (Dual-in-One) wheel easily turns a single wheel caster rig into a dual wheel premium urethane tread caster. Available in 4 Durometers: 70A (Black), 80A (Red), 95A (Blue) and 60D (Gray)

## CASTER SPECIFICATIONS

Swivel Part Number	Rigid Part Number	Swivel Part Number with Rig Option (FCB)*	Dia. (in)	Width (in)	OAH (in)	Swl. Rad. (in)	Cap. (lb)
<b>SOLID ELASTOMER (SE) WHEELS WITH PRECISION BALL BEARINGS</b>							
4-71KHD/SA-SE-P-0520-S	4-71KHD/SA-SE-P-0520-R	4-71KHD/SA-SE-P-0520-S-FCB	5	2	6-1/4	5-5/8	1100
4-71KHD/SA-SE-P-0620-S	4-71KHD/SA-SE-P-0620-R	4-71KHD/SA-SE-P-0620-S-FCB	6	2	7-1/4	6-1/8	1200
4-71KHD/SA-SE-P-0820-S	4-71KHD/SA-SE-P-0820-R	4-71KHD/SA-SE-P-0820-S-FCB	8	2	9-3/8	7-1/8	1200
<b>URETHANE / CAST IRON CORE / DONUT TREAD (UR/CA/DT) WHEELS WITH PRECISION BALL BEARINGS</b>							
4-71KHD/SA-UR/CA/DT-P-0520-S	4-71KHD/SA-UR/CA/DT-P-0520-R	4-71KHD/SA-UR/CA/DT-P-0520-S-FCB	5	2	6-1/4	5-5/8	1000
4-71KHD/SA-UR/CA/DT-P-0620-S	4-71KHD/SA-UR/CA/DT-P-0620-R	4-71KHD/SA-UR/CA/DT-P-0620-S-FCB	6	2	7-1/4	6-1/8	1200
4-71KHD/SA-UR/CA/DT-P-0820-S	4-71KHD/SA-UR/CA/DT-P-0820-R	4-71KHD/SA-UR/CA/DT-P-0820-S-FCB	8	2	9-3/8	7-1/8	1200
<b>URETHANE / CAST IRON CORE (UR/CA) WHEELS WITH PRECISION BALL BEARINGS</b>							
4-71KHD/SA-UR/CA-P-0520-S	4-71KHD/SA-UR/CA-P-0520-R	4-71KHD/SA-UR/CA-P-0520-S-FCB	5	2	6-1/4	5-5/8	775
4-71KHD/SA-UR/CA-P-0620-S	4-71KHD/SA-UR/CA-P-0620-R	4-71KHD/SA-UR/CA-P-0620-S-FCB	6	2	7-1/4	6-1/8	1000
4-71KHD/SA-UR/CA-P-0820-S	4-71KHD/SA-UR/CA-P-0820-R	4-71KHD/SA-UR/CA-P-0820-S-FCB	8	2	9-3/8	7-1/8	1200
<b>HEAVY DUTY URETHANE / CAST IRON CORE (UR/HD/CA) WHEELS WITH PRECISION BALL BEARINGS</b>							
4-71KHD/SA-UR/HD/CA-P-0520-S	4-71KHD/SA-UR/HD/CA-P-0520-R	4-71KHD/SA-UR/HD/CA-P-0520-S-FCB	5	2	6-1/4	5-5/8	1200
4-71KHD/SA-UR/HD/CA-P-0620-S	4-71KHD/SA-UR/HD/CA-P-0620-R	4-71KHD/SA-UR/HD/CA-P-0620-S-FCB	6	2	7-1/4	6-1/8	1200
4-71KHD/SA-UR/HD/CA-P-0820-S	4-71KHD/SA-UR/HD/CA-P-0820-R	4-71KHD/SA-UR/HD/CA-P-0820-S-FCB	8	2	9-3/8	7-1/8	1200
<b>SWIVEL-EAZ™ (DUAL-IN-ONE) URETHANE 70A / FLAT TREAD (SWE/7/FT) WHEELS WITH PRECISION BALL BEARINGS (ALSO AVAILABLE IN CROWN TREAD)</b>							
4-71KHD/SA-SWE/7/FT-P-0520-S	4-71KHD/SA-SWE/7/FT-P-0520-R	4-71KHD/SA-SWE/7/FT-P-0520-S-FCB	5	2	6-1/4	5-5/8	700
4-71KHD/SA-SWE/7/FT-P-0620-S	4-71KHD/SA-SWE/7/FT-P-0620-R	4-71KHD/SA-SWE/7/FT-P-0620-S-FCB	6	2	7-1/4	6-1/8	900
4-71KHD/SA-SWE/7/FT-P-0820-S	4-71KHD/SA-SWE/7/FT-P-0820-R	4-71KHD/SA-SWE/7/FT-P-0820-S-FCB	8	2	9-3/8	7-1/8	1200
<b>SWIVEL-EAZ™ (DUAL-IN-ONE) URETHANE 80A / FLAT TREAD (SWE/8/FT) WHEELS WITH PRECISION BALL BEARINGS (ALSO AVAILABLE IN CROWN TREAD)</b>							
4-71KHD/SA-SWE/8/FT-P-0520-S	4-71KHD/SA-SWE/8/FT-P-0520-R	4-71KHD/SA-SWE/8/FT-P-0520-S-FCB	5	2	6-1/4	5-5/8	1050
4-71KHD/SA-SWE/8/FT-P-0620-S	4-71KHD/SA-SWE/8/FT-P-0620-R	4-71KHD/SA-SWE/8/FT-P-0620-S-FCB	6	2	7-1/4	6-1/8	1200
4-71KHD/SA-SWE/8/FT-P-0820-S	4-71KHD/SA-SWE/8/FT-P-0820-R	4-71KHD/SA-SWE/8/FT-P-0820-S-FCB	8	2	9-3/8	7-1/8	1200
<b>SWIVEL-EAZ™ (DUAL-IN-ONE) URETHANE 95A / FLAT TREAD (SWE/9/FT) WHEELS WITH PRECISION BALL BEARINGS (ALSO AVAILABLE IN CROWN TREAD)</b>							
4-71KHD/SA-SWE/9/FT-P-0520-S	4-71KHD/SA-SWE/9/FT-P-0520-R	4-71KHD/SA-SWE/9/FT-P-0520-S-FCB	5	2	6-1/4	5-5/8	800
4-71KHD/SA-SWE/9/FT-P-0620-S	4-71KHD/SA-SWE/9/FT-P-0620-R	4-71KHD/SA-SWE/9/FT-P-0620-S-FCB	6	2	7-1/4	6-1/8	1100
4-71KHD/SA-SWE/9/FT-P-0820-S	4-71KHD/SA-SWE/9/FT-P-0820-R	4-71KHD/SA-SWE/9/FT-P-0820-S-FCB	8	2	9-3/8	7-1/8	1200
<b>SWIVEL-EAZ™ (DUAL-IN-ONE) URETHANE 60D / FLAT TREAD (SWE/6/FT) WHEELS WITH PRECISION BALL BEARINGS (ALSO AVAILABLE IN CROWN TREAD)</b>							
4-71KHD/SA-SWE/6/FT-P-0520-S	4-71KHD/SA-SWE/6/FT-P-0520-R	4-71KHD/SA-SWE/6/FT-P-0520-S-FCB	5	2	6-1/4	5-5/8	1200
4-71KHD/SA-SWE/6/FT-P-0620-S	4-71KHD/SA-SWE/6/FT-P-0620-R	4-71KHD/SA-SWE/6/FT-P-0620-S-FCB	6	2	7-1/4	6-1/8	1200
4-71KHD/SA-SWE/6/FT-P-0820-S	4-71KHD/SA-SWE/6/FT-P-0820-R	4-71KHD/SA-SWE/6/FT-P-0820-S-FCB	8	2	9-3/8	7-1/8	1200
<b>ELASTIC RUBBER / CAST IRON CORE (ER/CA) WHEELS WITH PRECISION BALL BEARINGS</b>							
4-71KHD/SA-ER/CA-P-0520-S	4-71KHD/SA-ER/CA-P-0520-R	4-71KHD/SA-ER/CA-P-0520-S-FCB	5	2	6-1/4	5-5/8	600
4-71KHD/SA-ER/CA-P-0620-S	4-71KHD/SA-ER/CA-P-0620-R	4-71KHD/SA-ER/CA-P-0620-S-FCB	6	2	7-1/4	6-1/8	750
4-71KHD/SA-ER/CA-P-0820-S	4-71KHD/SA-ER/CA-P-0820-R	4-71KHD/SA-ER/CA-P-0820-S-FCB	8	2	9-3/8	7-1/8	1000

Nylacron™ (NY/MD and NY/MC) wheels available in every size caster rig. Additional wheels available, consult Acorn™

\*Add Rig Options to the end of each part number (i.e 4-71KHD/SA-UR/CA/DT-P-0520-S-WFB for Wheel Face Brake)